

# Armenian Diaspora Public Opinion (3)

Armenian Diaspora Survey | 2022

United States of America | Ontario, Canada





# Armenian Diaspora Public Opinion (3)

Armenian Diaspora Survey | 2022

United States of America | Ontario, Canada

**Hratch Tchilingirian**

Editor



Armenian Diaspora Survey  
Armenian Institute  
1 Onslow Street  
London EC1N 8AS  
United Kingdom

[info@armeniandiasporasurvey.com](mailto:info@armeniandiasporasurvey.com)  
[www.armeniandiasporasurvey.com](http://www.armeniandiasporasurvey.com)

Copyright © 2023 by Calouste Gulbenkian  
Foundation and Armenian Institute.

Cover image: A.R.S. Armenian School, Toronto  
Photo credit: Hratch Tchilingirian

This report is available at  
[www.armeniandiasporasurvey.com](http://www.armeniandiasporasurvey.com)



## About ADS

The Armenian Diaspora Survey (ADS) conducts research on public opinion in Armenian diaspora communities to inform the public, scholars, policy-makers and community leaders about the issues, attitudes and trends shaping the Armenian world in the 21st century.

Led by a team of academics, researchers and experts, ADS aims to provide a snapshot of the contemporary Diaspora. The project fills a critical gap in the knowledge of the Diaspora and provides evidence-based understanding of the multilayered and diverse aspects of diasporic life.

ADS is funded by the Armenian Communities Department of the Calouste Gulbenkian Foundation and carried out under the auspices of the Armenian Institute in London.

The data and the knowledge gained from the survey are available to scholars as a resource for further research and are also accessible to the general public. Institutional and community leaders in the Diaspora, as well as policy-makers in Armenia, will benefit from this study, as to what the issues and thinking in the Armenian communities are today and how to serve their needs.

ADS does not take policy positions.

# Acknowledgements

Over 200 individuals and organizations contributed to the success of ADS 2022. We are grateful to the local teams and volunteers for their invaluable contributions during the fieldwork and thank the numerous community organizations, which were contacted to promote ADS and encourage their members and networks to take part in the survey.

**Los Angeles | Research Team:** Sedda Antekelian (Survey Manager), Lori Pirinjian (Qualitative Research), Gegham Mughnetsyan (Qualitative Research). **Advisory Committee:** Rosie Aroush (Chair), Diran Avagyan, Silva Katchiguian, Gegham Mughnetsyan, Hagop Panossian, Mihran Toumajian, Meran Khatchadourian, Ani Shahinian, Manuk Avedikyan. **Organizations:** Ararat Home of Los Angeles; Ararat-Eskijian Museum; Armenian American School Psychology Association; Armenian Assembly of America Western Region; Armenian Bar Association; Armenian Catholic Eparchy of Our Lady of Nareg of North America; Armenian Democratic Liberal Party (ADL) Western Region; Armenian Evangelical Union of North America; Armenian General Benevolent Union; Armenian International Women’s Organization (AIWA); Armenian National Committee of America, Western Region; Armenian Prelacy Schools Board of Regents; Armenian Professional Society; Armenian Revolutionary Federation (Dashnaktsutyun) Western Region; Armenian Society of Los Angeles (Iranahye Miyutyun); Armenian Youth Association of California; Armenian Youth Federation; *Asbarez* newspaper; CSUN Armenian Studies Program; GALAS LGBTQ+ Armenian Society; Hamazkayin Armenian Educational and Cultural Society of the Western USA; Homenetmen Western USA; Iraqi Armenian Family Association of Los Angeles; Kessab Educational Association; *Massis* newspaper; Nerouj; Nor Serunt Cultural Association; Organization of Istanbul Armenians; Service Employees International Union, Armenian Caucus; SDHP (Hnchakian) Western Region; Southern California Armenian Democrats; Tekeyan Cultural Association; The Promise Armenian Institute at UCLA; Unified Young Armenians; USC Armenian Studies Institute; Western Diocese of the Armenian Church; Western Prelacy of the Armenian Apostolic Church of America. **Special thanks:** Archbishop Hovnan Derderian, Melissa Bilal, Salpi Ghazarian, Anto Cingoz, Shushan Karapetian, Vahram Shemmassian.

**Michigan | Research Team:** Vahe Sahakian (Survey Manager), Ani Bezirdzhyan (Qualitative Research), Inna Mirzoyan (Qualitative Research). **Advisory Committee:** Ara Sanjian (Chair), Edmond Azadian, Suren Bagratuni, Tamar Boyajian, Ani Kasparian, Hayg Oshagan, Michael Pifer, Ronald Suny, Melanie Tanielian, Hosesep Torossian, Armen Zakarian. **Organizations:** Armenian American Bar Association; Armenian Congregational Church; Armenian Democratic Liberal Party; Armenian National Committee of Michigan; Armenian Relief Society, Armenian Renaissance Association; Armenian Revolutionary Federation; Armenian Students’ Cultural Association (University of Michigan); Armenian Youth Federation Seniors; Daughters of Vartan “Zabelle Otyag”; Detroit Armenian Women's Club; Evereg-Fenese Mesrobian-Roupinian Educational Society; Hagopian & Sons, Inc. (mailing list); Hamazkayin Armenian Educational and Cultural Society; Homenetmen; Knights of Vartan “Nareg Shavarshan Tahlij”; Society for Orphaned Armenian Relief Detroit Chapter; St. John Armenian Apostolic Church; St. Sarkis Armenian Apostolic Church; St. Vartan Armenian Catholic Church; Tekeyan Cultural Association. **Special thanks:** Rev. Fr. Andon Atamian, Helen Knar Cirrito, Pam Coultis, Rev. Hagop Haroutunian, Ani Kasbarian, Rev. Fr. Hrant Kevorkian, Rev. Fr. Aren Jebejian,



Vaughn Masropian, Alice Nigoghosian, Sandra Nigoghosian, Richard Norsigian, Nayiri Sagherian, Silva Sagherian, David Terzibashian, David Terzibashian.

**New York/New Jersey | Research Team:** Ayda Erbal (Survey Manager), Hratch Kestonian (Qualitative Research). **Advisory Committee:** Ara N. Araz, Jessy Arlen, Berjouhy Gulesserian, Antranik Kasbarian, Lola Koundakjian, Vartan Matiossian, Khachig Mouradian, Nicole Vartanian. **Organizations:** Ardzagang Armenian Television, NJ; Armenian American Health Professionals Organization (AAHPO), NJ; Armenian Bar Association, NY; Armenian Church of the Holy Martyrs, NY; Armenian Democratic Liberal Party (ADL), chapters in NY, NJ; Armenian Engineers & Scientists of America (AESAs), NY; Armenian Evangelical Church of New York, Manhattan, NY; Armenian General Benevolent Union (AGBU Central Office), NY; Armenian International Women's Association (AIWA) affiliate in NJ; Armenian Missionary Association of America (AMAA), Paramus, NJ; Armenian National Committee (ANC) in NY, NJ; Armenian Network of America, NY; Armenian Presbyterian Church, Paramus, NJ; Armenian Radio Hour, Pavev TV, NJ; Armenian Relief Society (ARS), chapter in NY; Armenian Revolutionary Federation (ARF), "Armen Garo" Gomideh, NY; Armenians in Banking & Finance, NY; Eastern Diocese of the Armenian Church of America; Hamazkayin Armenian Educational & Cultural Society, NY; Holy Martyrs Armenian Day School (HMADS), Oakland Gardens, NY; Homenetmen, NJ; Hovnanian School, New Milford, NJ; HyeTert; Knights of Vartan, "Bakradouny Tahlij", Tenafly, NJ; New York Armenian Students Association, NY; Prelacy of the Armenian Apostolic Church of America (Eastern); Saint Sarkis Armenian Apostolic Church, Douglaston, NY; St. Gregory the Enlightener Armenian Church, White Plains, NY; St. Illuminator's Armenian Apostolic Cathedral, Manhattan, NY; St. Leon Armenian Church, Fair Lawn, NJ; St. Thomas Armenian Church, Tenafly, NJ; St. Vartan Armenian Cathedral, Manhattan, NY; Sts. Vartanantz Armenian Apostolic Church, Ridgefield, NJ; The Krikor & Clara Zohrab Information Center, Manhattan, NY; Voice of Armenians TV, NY. **Special thanks:** Vartan Abdo, Anita Anserian, Jesse Arlen, Nurhan Becidyan, Natalie Gabrelian, Arda Haratunian, Zaven Khanjian, Christina Lalama, Hera Makhouljian, Archbishop Anoushavan Tanielian, Christopher Zakian.

**Toronto | Research Team:** Rosalie Wannes (Survey Manager), Vahe Sahakian (Qualitative Research). **Advisory Committee:** Tamar Donabedian (Chair), Taline Baltayan, Hasmig Kurdian, Khajag Koulajian, Silva Mardirossian, Lillian Galstianian, Ara Brutian. **Organizations:** AGBU Young Professionals; ARF "Soghoman Tehlirian Gomideh"; Armen Ontario; Armenian Canadian Medical Association of Ontario; Armenian Evangelical Church of Toronto; Armenian General Benevolent Union, Toronto; Armenian National Committee, Toronto Branch; Armenian Relief Society Day School, Toronto; Armenian Relief Society "Rubina" chapter; Armenian Youth Federation "Simon Zavarian" chapter, Toronto; Hayastan All Armenian Fund, Toronto Branch; Nor Serount Charitable Foundation; Holy Trinity Armenian Apostolic Church, Toronto; *Lusapats* magazine; Organization of Istanbul Armenians; St. Gregory Armenian Catholic Church, Toronto; St. Mary Armenian Apostolic Church, Toronto; St. Sahag and St. Mesrob Armenian Saturday School; Barev Centre; Armenian Family Support Services; Hamazkayin Armenian Educational and Cultural Society "Klatsor" chapter, Toronto; Tekeyan Cultural Association, Toronto; Armenian Club Toronto; Inter-denomination Committee; *Torontohay* monthly magazine; United Armenian Council of Ontario; Nor Hai Horizon TV program, Toronto. **Special thanks:** Rev. Fr. Zareh Zargaryan.

## ADS 2022

Hratch Tchilingirian (Director), Hayk Gyuzalyan (Survey design & methods advisor),  
Arpine Aghjoyan (Data analyst), Anika Sayadian (Data graphics)

### *Survey Managers*

Sedda Antekelian (Los Angeles), Ayda Erbal (New York),  
Vahe Sahakian (Michigan), Rosalie Wannan (Toronto)

### *Qualitative Researchers*

Ani Bezirdzhyan (Michigan), Hratch Kestonian (New York), Inna Mirzoyan (Michigan),  
Gegham Mughnetsyan (Los Angeles), Lori Pirinjian (Los Angeles), Vahe Sahakian (Toronto)

### *Academic Advisory Committee*

Tatevik Ayvazyan (Armenian Institute), Hayk Gyuzalyan (Highgate Consultancy),  
Sossie Kasbarian (Stirling University), Armine Ishkanian (London School of Economics),  
Razmik Panossian (Calouste Gulbenkian Foundation), Susan Pattie (Armenian Institute),  
Joanne Nucho (Pomona College), Vahe Sahakian (Michigan State University Dearborn),  
Khachig Tölölyan (Wesleyan University), Hratch Tchilingirian (University of Oxford)

## Gratitude

ADS 2022 in the United States and Ontario was an enormous team work. Numerous people contributed to its success. Scores of individuals and organizations in Toronto, New York/New Jersey, Michigan, and Los Angeles were involved in the planning and implementation of the fieldwork. I am especially thankful to the local advisory committee chairs and members, survey managers and researchers, volunteers and translators for their hands-on engagement and commitment to this project—their names are noted in the acknowledgements above.

The contributions of the core team of ADS have been most critical to the success of the research: I am grateful to Hayk Gyuzalyan, research methods advisor; Arpine Aghjoyan, data analyst; and Anieka Sayadian, data graphics, for being part of this project since the very beginning. Many thanks to the Armenian Institute, especially the director Tatevik Ayvazian, for the important administrative support.

ADS would not have been possible without the forward-looking initiative and funding provided by the Calouste Gulbenkian Foundation. Razmik Panossian, the Director of the Armenian Communities Department, has provided steadfast support throughout the project, for which I am grateful.

Most importantly, all of us thank the thousands of respondents in the US and Ontario, who took the time to share with us their views and opinions.

Hratch Tchilingirian, ADS Director

# Table of Contents

|   |    |
|---|----|
| <b>About ADS</b>  | 1  |
| <b>Acknowledgements</b>   | 2  |
| <b>ADS 2022 team</b>  | 4  |
| <b>Gratitude</b>  | 4  |
| <b>Introduction</b>   Hratch Tchilingirian                        | 7  |
| The communities in the US and Ontario                             | 8  |
| Highlights of the opinions in the 2022 study                      | 9  |
| <i>Armenian Identity</i>  | 9  |
| <i>Fluency in Armenian</i>  | 9  |
| <i>Community challenges</i>                                       | 10 |
| <i>Activities needed in the communities</i>                       | 10 |
| <i>Community and political engagement</i>                         | 11 |
| <i>Church and religion</i>  | 11 |
| <i>Homeland, Armenia, Arstakh</i>                                 | 12 |
| <i>Diaspora support to Armenia</i>                                | 13 |
| Key takeaways of ADS 2021   | 13 |
| <b>Methodology</b>   Hayk Gyuzalyan & Arpine Aghjoyan             | 15 |
| <i>Questionnaire</i>  | 15 |
| <i>Fieldwork</i>  | 16 |
| <i>Data collection</i>  | 17 |
| <i>Weighting</i>  | 21 |
| <i>Weighted and unweighted profiles for each weighting factor</i> | 23 |
| <i>Limitations</i>  | 24 |
| <i>Qualitative fieldwork</i>                                      | 24 |
| <i>The criteria and quotas for the interviews</i>                 | 25 |
| <b>Survey results</b>   | 27 |

*This is an interim report for ADS 2022. A subsequent final report will include short chapters on the results of each of the communities in the survey.*





# Introduction

"When I'm asked the question, *where are you from?*, that's when I feel Armenian the most."

## Hratch Tchilingirian

---

The Armenian diaspora is multifaceted, complex and geographically spread around the world. Yet, the main subject around which virtually all themes in diasporic life orbit is “Armenian identity.” Unlike few decades ago, in contemporary times Armenian identity is largely self-defined, fluid and personalized. Armenians living in the same country or in the same state or city could have different perceptions and understanding of “Armenianness”, depending on multiple variables, such as family upbringing, community, personal preferences, so on.

“I feel Armenian the most,” said a male 18-30 years old professional in Michigan, “when I'm asked the question, where are you from?” He explained during an in-depth interview: “As an American, I've been raised in the American culture—so that's always been more at the forefront—but when I hear about Armenia, obviously I think about it more.” But, a young woman in the same age group and living in the same state had a very different experience: “Even though I grew up in the United States, I grew up in this little post-Soviet Union Armenian community [in Lansing, Michigan], pretty much everyone in the community is Armenian, but most people came from Baku... [This] pretty much defined how I do anything.” Another young woman in the same age group—with Irish and Jewish family heritage—said: “I identify mostly as Armenian even though I'm half [Armenian]. That's the side of the family that I've always really had the more cultural connection with.” In Ontario, Canada, perceptions of “Armenianness” are as varied. A 18-30 years old, Lebanon-born young man living in Toronto, explained his thoughts, in mixed Armenian and English: “At this point, I consider myself more of an Armenian-Canadian than an Armenian-Lebanese,” he said in an ADS interview. “Տոննես դուրս, իմ գանատական մշակոյթը practice կընէի ամբողջութեամբ, իսկ իմ հայ ընկերներուս հետ իմ գանատահայ մշակոյթս practice կընէի, իսկ ընտանիքիս հետ իմ լիբանանահայ ենթամշակոյթս practice կընէի: ...You have to manage every situation according to your audience, կրնայ քիչ մը անձին շուարտցնել... Then you run the risk of abandoning one.” Another 31-50 years old woman in Ontario was emphatic: “I cannot imagine myself other than being Armenian. Only when I travel abroad, if someone asks me, I might say ‘I am Canadian’. Only then, but I always feel Armenian.”

Views and opinions on identity and related major themes, such as language, culture, community, and homeland, were studied as part of the Armenian Diaspora Survey (ADS) in 2022, which was held in the United States and Ontario, the second largest

province in Canada. The fieldwork took place between May - July in both countries. This is the third in the three-rounds research project, funded by the Calouste Gulbenkian Foundation. The previous rounds were successfully completed in 2019 (Argentina, Lebanon, Montreal, Romania) and in 2021 (Belgium, Paris, United Kingdom and Rostov on Don).

The organization of the fieldwork in the US and Ontario was the most challenging among the three rounds of the survey, as we had to deal with a vast geography and large, spread out communities in both countries. We set up research teams and advisory committees in major metropolitan communities—Los Angeles, Michigan, New York/New Jersey and Toronto—but the online questionnaire was available for participants in all 50 US states and the entire Province of Ontario. We had respondents from 46 states in the US and from major cities in Ontario.

### **The communities in the US and Ontario**

Although Armenians had settled in the United States and Canada in the 19<sup>th</sup> century, the large majority of the communities in both countries are formed starting in the early 20<sup>th</sup> century by the surviving generations of the Armenian Genocide in the Ottoman Empire. While both communities share certain characteristics and have similarities, there are also differences in how Armenian language and culture, for instance, are intertwined in community life. In some important respects, the policy of multiculturalism in Canada—the management of cultural diversity through formal initiatives on the federal, provincial and municipal levels—reinforces appreciation and actualization of one's heritage identity.

There are over 30,000 Armenians living in the Province of Ontario today, making it one of the largest Armenian communities in Canada, besides Montreal. The majority of Armenians in Ontario live in the Greater Toronto area, which has a vibrant and active Armenian community, thanks to well-established community organizations, churches, schools and cultural centers and media outlets. In recent years, a new wave of immigrants, escaping wars and conflicts especially in Syria, Lebanon, and Iraq has enriched the social and cultural life of Armenians in Ontario.

The Armenian American community is estimated at over one million today, mostly concentrated in the West Coast, Midwest and Northeast of the country. In terms of numbers, Los Angeles has the largest concentration of Armenians in the Diaspora. The community in the US has seen waves of new immigrants, especially after WWII, from the Soviet Union, Communist countries in Eastern Europe, the Middle East and Armenia since 1991. There are hundreds of Armenian Apostolic, Catholic and Evangelical churches, cultural and educational organizations, community centers and institutions, newspapers, scores of television channels and media outlets, which keep the Armenian American community vibrant and active in all walks of life. Armenians are well integrated in the United States and are active contributors to all aspects of American life.

## Highlights of the opinions in the 2022 study

### Armenian identity

Nearly **six in ten** (58%) in the **US** and **nearly half** (49%) in **Ontario** think of themselves as *hyphenated* Armenians—for example, Armenian-American, Canadian-Armenian, American of Armenian origin, half or partly Armenian (Q1). Fewer respondents in the US (40%), but nearly as many in Canada (48%) think of themselves simply as “Armenian.” When asked in what ways do they define their Armenian identity (Q2), the three top responses are **Family** (US 84%, Ontario 81%), **Armenian language** (US 65%, Ontario 80%) and **Armenian culture** (dance, music, literature, etc.) (US 66%, Ontario 63%). These three were also the top responses in the communities surveyed in 2019 and 2021. Another defining element is “**Pride in Armenian History**” (US 57%, Ontario 52%). Interestingly, the younger generation is more proud of Armenian history, nearly seven in ten of the 18-24 years old (US 69%, Ontario 68%). Other elements noted—in order of preference—are “Armenian food” (US 60%, Ontario 49%), “The Genocide” (US 53%, Ontario 54%), “Being active in the Armenian community” (US 47%, Ontario 49%), and “Christian heritage” (US 43%, Ontario 47%).

### Armenian language fluency

**More than half** (52%) in the US and **nearly three quarters** (72%) in Ontario assess their fluency in the Armenian language as “**Fluent**” (Q6). Nearly **two in ten** say their Armenian is “**Intermediate**” level (US 17%, Ontario 16%), while about **one in ten** (US 11%, Ontario 7%) has a “basic” knowledge of the language. Given that a large portion of the respondents in the Western part of the US are first generation immigrants, the number of those who consider themselves fluent speakers of Armenian is higher—six in ten (60%). Compared with the US, in Ontario a higher percent of fluent speakers are among the 35-54 and 55+ years old (69% and 77% respectively), while the percentage for the youngest generation of 18-24 years old in both communities is lower—in Ontario (60%) and lowest in the US (40%).

When asked which languages they speak with their children and which language is dominant in their communication, the responses were as follows:

| Which languages (Q7.2, Q7.4) | is/was the dominant language in your communication with your <b>parents/grandparents</b> ? |            | is/was the dominant language in your communication with your <b>child(ren)</b> ? |            |
|------------------------------|--|------------|--|------------|
|                              | US   | Ontario    | US   | Ontario    |
| Western Armenian             | 25%  | 48%        | 21%  | 39%        |
| Eastern Armenian             | 20%  | 14%        | 20%  | 13%        |
| English                      | 44%  | 29%        | 51%  | 42%        |
| Russian                      | 3%   | 1%         | 2%   | 1%         |
| Arabic                       | 1%   | 2%         | 0  | 0          |
| Turkish                      | 1%   | 1%         | 0  | 0          |
| <b>Net Armenian</b>          | <b>45%</b>   | <b>62%</b> | <b>41%</b>   | <b>52%</b> |

The responses show that the Armenian language is still widely spoken in families, although it is slowly losing its dominant status moving down the generations. This is because more people speak English as the dominant language with their children than with their parents.

### Community challenges

In response to a multiple choice question (Q8), **“Lack of strong, visionary leadership in the Armenian community”** is the top **“challenge to the strength of the community”** for **nearly half** of the respondents (US 46%, Ontario 43%). This is closely followed by the challenge of a **“Divided or disunited community”** (US 46%, Ontario 43%). Interestingly, higher percent of the younger generations indicated that divisions or disunity in the community is a top challenge to the strength of the community—18-24 (48%) and 25-34 (50%) years old. Other challenges among the top responses are: **“Lack of events that interest young people”** (US 37%, Ontario 39%) and **“Lack of interesting/engaging Armenian community activities”** (US 36% and Ontario 33%). These “challenges” were also common among the respondents of the communities surveyed in 2019 and 2021.

### Activities needed in the communities

When asked **“Which activities are needed in your local Armenian community?”** (Q9), nearly **six in ten** (56%) in the US and **nearly half** in Ontario (47%) say **“Lectures and activities on Armenian history, language, art, music, cooking, dance, etc.”** This need is highest in the US South region (65%), where smaller Armenian communities are sparsely spread. Almost **half** in Ontario (47%) and 44% in US wish to see **“Professional networks”** in their community. Not surprisingly, such networks are more in demand for the 25-34 years old in both Ontario (62%) and the US (52%).

Demand for children’s activities and schools are also on top of the list. About **four in ten** wish to see **“Children’s cultural activities, summer camps, scouts”** (US 42%, Ontario 40%), **“Armenian schools”** (US 39%, Ontario 42%) and **“Library, museums, other similar institutions”** (US 38%, Ontario 31%). In the US South, the need for schools is indicated by nearly half (47%) of the respondents.

In follow up questions about schools, a large majority of the respondents were positively disposed. When ask if they **would send their children to an Armenian day school** (Q14), six in ten say **“Probably yes”** (US total 57%, US West 62%, Ontario 65%). Only **one in ten** say **“Probably no”** (US 10%, Ontario 6%). A higher number of Armenians in the US South, about a quarter (24%), say they would probably not send their children to an Armenian school. Interestingly, more than a quarter of the 25-34 years old in the US (26%) are undecided. There is high interest in **“after-school/weekend Armenian classes/programs”** (Q16). About **seven in ten** say **“Probably yes”**, they would send their children to afterschool or weekend Armenian classes or programs in the US (68%)—a higher percent in the US South (75%). In

Ontario—even as slightly fewer respondents (63%) than in the US said **“Probably yes”**—the interest for afterschool/weekend activities is highest among the 25-34 years old respondents, nearly **nine in ten** (89%).

### Community and political engagement

The majority of the respondents in the US (72%) and Ontario (65%) **are not “actively involved with any Armenian political parties or movements (including affiliated lobby organizations)”** (Q10). However, this does not mean they are not politically active. About **two in ten** (16%) in the US and **one in ten** (10%) in Ontario say they are **“involved politically in Armenian affairs but outside of established parties/movements.”** Involvement with the three Diaspora **political parties** combined is **one in ten** (12%) in the US and nearly a quarter (24%) of the respondents in Ontario.

There is high turnout for **national elections: eight in ten** in the US voted in the 2020 Presidential elections and **seven in ten** in Ontario voted in the 2021 Federal Elections.

Political views seem to be spread more or less evenly around prevalent political views in their respective countries and regions. In the background of the political party systems in the US and Canada, a **quarter** (26%) of the respondents in the **US** and **one-third in Ontario** (34%) say their political views are **“Conservative”**. In the US Midwest and the South, a slightly higher number of respondents say they are “Conservative” in their political views (29% and 28% respectively). About **a fifth** of the respondents say **“Liberal”** (US 21%, Ontario 22%), but a quarter in the US (24%) and nearly a fifth (16%) in Ontario say their political views are a **“Mixture”**. The least popular are **“Progressive”** views (US 17%, Ontario 8%). Interestingly, about a sixth (16%) of the respondents in Ontario did not wish to answer this question.

However, with some exceptions, the study suggests that Armenians in the US and Ontario tend to be open-minded about wider societal issues. For instance, a question (Q25) in the survey is related to views on LGBTQI. The large majority of the respondents in the **US (73%)** and **Ontario (65%)** say, **“Yes, one can be LGBTQI and be a part of an Armenian community.”** A higher percent (84%) of the 25-34 years old in the US were in the affirmative. About **two in ten** (US 16%, Ontario 21%) of the respondents said they do not have an opinion on the issue or **“Don’t know”**. Only about **one in ten** (US 11%, Ontario 14%) said, **“No, one cannot be LGBTQI and be a part of Armenian community”**.

### Church and religion

When asked about faith, religion and church, **six in ten in the US** (63%) and **seven in ten in Ontario** (70%) said **“I believe in God”** (Q19). A higher percent of the 55+ years old (70%)—as well as respondents in the US Midwest (72%) and the US South (71%)—say they believe in God, but only about half (51%) of the 25-34 years old. A



smaller percent of respondents say they **“believe in a spiritual force”** (US 15%, Ontario 13%), while about **one in ten** say **“Agnostic”** (US 10%, Ontario 8%) and closely behind **“Atheist”** (US 8%, Ontario 6%). Interestingly, the distribution of responses (although not exact percentages) is close to that in the communities surveyed in 2019 and 2021.

When it comes to church affiliation (Q18), **out of ten** Armenians, **eight** are Armenian **Apostolic** (US 78%, Ontario 83%), **one** is Armenian **Catholic** (US 4%, Ontario 14%) or Armenian **Protestant** (US 12%, Ontario 10%) and **one** is affiliated with other non-Armenian churches or faiths. When it comes to **“communication”** with priests or ministers (Q22), **more than half** say it is primarily for **“Church services and rituals (baptism, wedding, funerals)”** (US 52%, Ontario 58%). Predictably, the 18-24 years old have the least “communication” with the clergy (29%), while 55+ years old has the most (62%). Less than two in ten communicate with the clergy for “Personal spiritual matters” (US 17%, Ontario 14) or “Family matters” (US 17%, Ontario 13%).

Views on ordination of women (Q20) is split: about a third of the respondents say **“Women should have an opportunity to become Deacons”** (US 30%, Ontario 31%), slightly fewer say “Women should have an opportunity to be **ordained priests/ministers** (US 26%, Ontario 22%). Interestingly, about another third of the respondents **“Do not have an opinion on the matter”** (US 31%, Ontario 34%). Only about **one in ten** say **“No, women should not be ordained in Armenian churches”** (US 13%, Ontario 13%).

Christianity in general is considered an important aspect of Armenian identity, however, **half** (50%) of the respondents in the US and **a third** (35%) in Ontario say **“An Armenian can be of any faith or religion”** (Q21), a higher percent of the younger generations in the US think so—18-24 years old (59%) and 25-34 (60%) years old. Fewer respondents in the **US (20%)** and **Ontario (30%)** say **“An Armenian can only be Christian”**. About a **fifth** of the respondents (US 22%, Ontario 22%) think **“Religion is not important to being Armenian”**—a higher percent (28%) of the 25-34 years old in the US.

### Homeland, Armenia, Artsakh

In an open-ended question, when asked to share the geographic location that they consider part of their identity as an Armenian (Q4), about **four in ten** say **“Republic of Armenia/Yerevan”** (US 43%, Ontario 42%), while the figures for **“Artsakh”** is 6% in US and 7% in Ontario. In the 2021 survey, the responses in the communities in Western Europe were higher, nearly six in ten said “Armenia/Yerevan” (58%), “Artsakh” 10% and “Ararat” 8%.

When asked, in a multiple-choice question, to select what they consider their “homeland” (Q26), **more than half in the US** (52%) and **four in ten in Ontario** (40%) say **“homeland” is the country where I was born.** However, nearly **six in ten** respondents in the **US Northeast** (59%), **Midwest** (58%), and the **South** (58%)—as well as the younger generations in Ontario, 18-24 (49%) and 25-34 (46%) years old—

consider their **“country of birth”** as homeland. Similar proportions of **47%** in the **US** and **56%** in **Ontario** consider the **“Republic of Armenia or Artsakh”** their “homeland”. Other choices for “homeland” are **“My ancestors’ place of birth”** (US 42%, Ontario 33%) and **“the country where I live now”** (US 31%, Ontario 36%).

About **seven in ten** (US 68%, Ontario 76%) have **visited Armenia once or more times** (Q27) and **more than half** (US 52%, Ontario 54%) **“have plans and intend to visit the Republic of Armenia within the next two years”** (Q28). However, when asked whether they have **“considered living permanently in the Republic of Armenia or Artsakh”** (Q29), the majority of the respondents say, **“No, I would not want to live there”** (US 66%, Ontario 62%). Only about a third of the respondents say **“yes”**, they have plans or hope to move there one day (US 28%, Ontario 31%).

### Diaspora support to Armenia

Regarding Diaspora assistance to the Republic of Armenia, when asked in which **“areas should diaspora communities support in Armenia”** (Q30), the large majority of the respondents indicate **“Economic development and job creation”** as top priority (US 83%, Ontario 82%). This is followed by **“Education”** (79%, 66%), **“Infrastructure”** (69%, 65%), **“Healthcare”** (67%, 65%), **“Human rights, democracy building”** (67%, 67%), and **“Security”** (66%, 61%). Here again, these choices are close to the views of the responses in the communities surveyed in 2019 and 2021.

In response to a multiple-choice question about **the kind of active connections** they currently have in the Republic of Armenia or Artsakh (Q31), the top five responses are: **“Donating”** (US 58%, Ontario 53%), **“Family”** (49%, 44%), **“Friends, social life”** (47%, 47%), **“Spiritual connection”** (32%, 29%), and **“Volunteering”** (21%, 16%).

### Key takeaways

- As in the previous communities surveyed in 2019 and 2021, the majority of Armenians in Ontario and the United States identity themselves as *hyphenated* Armenians—for instance, Armenian-American, Canadian-Armenian, American of Armenian origin, half or partly Armenian. The three most significant defining aspects of **Armenian identity** are the **family**, **Armenian language** and **Armenian culture**.
- Personal belief, Christianity and church are important for being Armenian, however, there is a wider range of views on **religion and religiosity**. Christianity and the Armenian Church are generally valued for being part of the Armenian “cultural,” rather than purely religious, institutions. Indeed, for half of the respondents in the US, an Armenian can be of any faith or religion, and two in ten are either atheist or agnostic, or do not have opinion about religion.

- A considerable segment of Armenians in the US (about half of the respondents) and Ontario (three-quarters) consider themselves “fluent” speakers of the **Armenian language**, and about two in ten are intermediate level speakers. However, as expected, the younger generations are less fluent than their parents and grandparents.

- **Armenian culture** (food, dance, music, literature, etc.) is considered a significant part of being Armenian and is vital in community life. High-quality Armenian education and cultural activities are in demand in the US and Ontario—as they are in the other communities surveyed in 2019 and 2021.

- When it comes to the challenges for the vitality of the local **community**, the lack of visionary **leadership** is considered one of the major issues in both the US and Ontario—as well as in all other communities surveyed so far. Generally, **more interesting cultural and educational activities** (such as schools or after school activities) are in demand in the communities.

- As in the communities surveyed in previous rounds, the Republic of Armenia is not uniformly perceived as the “**homeland**”, but there is a wide range of perceptions as to what the “homeland” is. The responses are more or less evenly split between those who consider their “place of birth” and those who consider the Republic of Armenia as homeland. The data suggests that those who say homeland is their place of birth (among other options) is not limited to respondents who were born in the Republic of Armenia. The views on the concept of “homeland” seem to reflect the hyphenated self-perception of diasporans, as illustrated in the question on identity. The homeland is not only the land where ancestors lived or where grandparents were forced to flee, or the Republic of Armenia today, but equally important is the land where one was born and developed as a person. Nevertheless, Armenia is considered an important point of reference for the diasporans. A large portion (seven in ten) of the survey respondents in the US and even more in Ontario (eight in ten) have already visited Armenia. An equally large number intends to visit Armenia in the near future. However, there is less interest in moving to the Republic of Armenia permanently—nearly seven in ten in the US and six in ten in Ontario do not wish to live there permanently.

# Methodology

Hayk Gyuzalyan, Arpine Aghjoyan

---

The 2022 survey was organized in Armenian communities in the United States of America and Ontario, Canada. The survey activities were concentrated in four communities—Los Angeles, Michigan, New York/New Jersey and Toronto—but the survey covered people living in all 50 states in the USA and Ontario, the second largest province in Canada. The survey was open to all respondents aged 18 and over, who considered themselves Armenian, without further restrictions on whether “Armenian” is defined by origin, by ethnicity, by self-description or by choice.

## Questionnaire

### *Questionnaire development process*

The questionnaire for this round was based on the Armenian Diaspora Survey 2019-2021 questionnaire, taking into consideration the results and the feedback during the data collection in the previous two rounds in 2019 and 2021. Based on the lessons learned in the previous stages of the research project, some questions were reformulated and response options were revised.

### *Questionnaire versioning: country variations, country-specific questions*

The questionnaire was designed, discussed and finalized in English as the source language. Following the finalization of the source questionnaire, it was adapted for each community, by localizing questions related to country political processes and elections. All the questionnaires have 51 questions that are the same for both countries.

### *Scripting*

For online polling, SurveyMonkey (now Momentive) platform was used. As the questionnaire versions vary a little from US to Ontario, a separate link to the online questionnaire was created for each country and for each language. Overall, 8 online questionnaires were created – 4 for the US, and 4 for Ontario (English, Eastern Armenian, Western Armenian and Russian in each country). The questionnaire links were shared on online platforms and extensively advertised through local media and community organizations.

### *Printing and layout*

For those who do not use computers or social platforms, paper questionnaire were prepared, shared and distributed. The questionnaires were formatted into printable versions and were entered into the same database as the one created for the online questionnaires.

### *Questionnaire translations*

The finalized questionnaire for each community was translated from the source language into fieldwork languages: Western Armenian, Eastern Armenian and Russian. As the Montreal community — surveyed in 2019 — was not included in the 2022 survey in Canada, there was no need for the questionnaire in French.

### *TRAPD model (translation, review, adjudication, pre-testing and documentation)*

A team of people worked on the translation from source English language to each target language. Two translators made independent translations, which were then reviewed by the survey manager in each country. The discrepancies between the translated versions were documented in a separate file and the survey manager acting as adjudicator, made a decision on whether to use the translation 1, translation 2 or to use a different wording. The translated versions were tested before the start of the fieldwork and small final corrections were made in the piloting stage. Other fieldwork materials were translated using single straight translation.

## **Fieldwork**

### *Timing*

The fieldwork started on 6 May 2022, as planned in both countries. The fieldwork was completed on 31 July 2022.

### *Publicity and Social media strategy*

For the effectiveness of data collection, publicity and special social media strategy was designed and implemented throughout fieldwork period. Facebook and Instagram were used as the main platforms for spreading the information about the survey, sharing the questionnaire links and information about the project. Specially designed photos, videos, and other various graphic materials were prepared for better coverage of Armenian Diaspora members in the respective communities.

Announcements and appeals for participation were disseminated through the mailing lists and networks of many community organizations (see list for each locality in the “Acknowledgements”). Flyers and promotional materials were placed at churches, schools, community centers, and local Armenian shops where possible. Before and during the fieldwork, announcements and appeals were published in local Armenian

newspapers and online media. ADS team members placed banners and promotional materials at major community events and festivals attended by hundreds of Armenians. (More detailed information about publicity and social media strategies are available in local fieldwork reports in ADS 2022 files.)

### *Data collection*

Number of questionnaires collected was 9,458, as follows by country, mode and language:

| Location           | Language         | Offline   | Online       | Total        |
|--------------------|------------------|-----------|--------------|--------------|
| <b>US</b>          | English          | 82        | 7,257        | 7,339        |
|                    | Eastern Armenian | 0         | 190          | 190          |
|                    | Western Armenian | 0         | 236          | 236          |
|                    | Russian          | 0         | 81           | 81           |
|                    | <b>Total</b>     | <b>82</b> | <b>7,764</b> | <b>7,846</b> |
| <b>Ontario</b>     | English          | 0         | 1,335        | 1,335        |
|                    | Eastern Armenian | 0         | 74           | 74           |
|                    | Western Armenian | 0         | 191          | 191          |
|                    | Russian          | 0         | 12           | 12           |
|                    | <b>Total</b>     | <b>0</b>  | <b>1,612</b> | <b>1,612</b> |
| <b>Grand total</b> |                  | <b>82</b> | <b>9,376</b> | <b>9,458</b> |

In parallel with the online mode of completion, paper questionnaires were used in the targeted key communities. The paper questionnaires were offered at central location points for the Armenian community members: churches, Armenian schools, elderly care homes, local festivals and other community events. At these venues paper questionnaires were distributed along with relevant information about the survey, which served both as a data collection tool and as a tool to spread awareness of the survey, as well as to convince people to take the survey online if they prefer. In total, 82 paper questionnaires were collected in this round.

### **Data processing**

In total, 9,458 questionnaires were collected across all four locations, through self-completion questionnaires and online completions. Out of those, 2,948 questionnaires were removed from the final dataset at the data cleaning stage and are not included in the reporting and analysis for a number of reasons. As the same questionnaire could have several criteria for disqualification, the reason for each case is mentioned based on the applied order. Some of the completed questionnaires did not represent respondents defined by the survey population. In particular, the following qualifiers:



1. 2 questionnaires were in the database, but they were test questionnaires, survey managers decided to make a trial on the live questionnaire.

2. As in the previous round there were cases where the respondent would fill in the questionnaire that came from different sources, there was a decision to ask the potential respondent whether they have already completed the questionnaire or not. So based on this criterion 66 questionnaires were disqualified.

3. After the survey introductory description, there was a question whether the respondent wants to continue. If the answer was no, the survey link expired. Out of all questionnaires, 34 did not want to continue the survey, and because of that they were disqualified.

4. In one case the paper questionnaire was inputted twice in the database, thus the second input was disqualified.

5. 10 questionnaires were removed from the database, because the respondents were under the specified age range.

6. Residence in the country and location where the survey takes place. There were no strict requirements on the exact residence of respondents at the time of fieldwork, but one of the objectives is to provide a snapshot of the community at one point in time. The IP origins of the completed questionnaires are kept by the online surveying tool. Tests were run using several different instruments (Info by IP and Geo IP) which allow identification of the country of origin of computer IPs. Those which were unequivocally identified as being originated outside of the study country were removed. In a minority of cases, different IP verifying instruments provided different responses on the country of origin, in those cases the interviews were kept in the dataset. Online tools for IP checking were used. If the country name was missing, but the city was mentioned, the information on the country was derived from the city name. If the country name was missing, and there is no city mentioned, the state and the country was derived from the IP. If the country name was other than US or Ontario, the questionnaire was removed. If the country name was missing, but the IP was out of US or Ontario, the questionnaire was removed. As such, based on the IP and country name checking results, 408 interviews were disqualified as the IP did not match the country of survey.

7. Another 102 questionnaires were removed from the Ontario database, as the responses came from regions other than Ontario.

8. 2,305 questionnaires were removed based on the completion rate. All the questionnaires that had less than 50% questions answered were removed from the database.

9. 16 questionnaires were removed based on the time that the respondents took for questionnaire completion. All the questionnaires that had less than 60% of the median duration were removed from the database.

10. 4 questionnaires were removed based on the answers to the open-ended questions, which were obvious that the respondents in these cases were not serious when answering the questions.

*Completed questionnaires by location and language of completion*

Overall, 6,510 completed questionnaires were considered valid and were used for analysis and reporting. The tables below show the number of questionnaires by mode of completion and language of completion in each survey location.

| Location | Language           | Offline   | Online       | Total        |
|----------|--------------------|-----------|--------------|--------------|
| US       | English            | 81        | 5,235        | 5,316        |
|          | Eastern Armenian   | 0         | 114          | 114          |
|          | Western Armenian   | 0         | 127          | 127          |
|          | Russian            | 0         | 42           | 42           |
|          | <b>Total</b>       | <b>81</b> | <b>5,518</b> | <b>5,599</b> |
| Ontario  | English            | 0         | 766          | 766          |
|          | Eastern Armenian   | 0         | 35           | 35           |
|          | Western Armenian   | 0         | 105          | 105          |
|          | Russian            | 0         | 5            | 5            |
|          | <b>Total</b>       | <b>0</b>  | <b>911</b>   | <b>911</b>   |
|          | <b>Grand total</b> | <b>81</b> | <b>6,429</b> | <b>6,510</b> |

*Data entry and checking*

A single combined dataset was created for paper and online questionnaires. The online data was downloaded from SurveyMonkey with all languages and community questionnaire versions combined in one dataset. Completed paper questionnaires were scanned in different locations, but the data entry was organized centrally. The combined dataset was created in SPSS. Tables were created using question response items and certain aggregated variables as down breaks and key survey variables as cross breaks.

Open-ended responses have been translated from the language of completion into English. Based on the English responses, a coding frame was developed and responses were coded using the coding frame.

*Mode of administration*

The questionnaire was available for completion in two modes: paper and online. Paper questionnaires were printed and distributed by the research teams in each of the four fieldwork locations. They were primarily distributed by the research teams and were intended for self-completion by respondents. The research team was instructed to ensure certain standards of privacy during the completion of the questionnaires, to avoid the impact of other people influencing the survey responses. However, research team members were instructed to help with questions on the completion and administration of questionnaires. From the practical point of view, it

was not possible to completely avoid the influence of other people during the completion of questionnaires, so a special question was added in the questionnaire to indicate whether the questionnaire was completed with the assistance of any other person. This information is contained in the dataset (A50) and can be used to analyze the potential impact of presence of other people on responses to different survey questions.

#### *Data editing, cleaning and coding*

As there were questions with open-ended answers and “Other” as an option, there was a need to edit those responses during the data processing stage.

1. In A1, the responses mentioned in “Other” were either recoded or cleaned based on the textual information.
2. In A2, the responses were coded into existing and new values.
3. In A4 every entry was checked and when needed was replaced by the current name of the location. In case the mentioned geographic location was not possible to find, nothing was done and the name of the location was left as it was written by the respondent. The duplicate locations per respondent were removed.
4. In A7 group of languages question, if there was just one language spoken, it was considered as the dominant language and was added in the database. If the dominant language was not mentioned in the list of spoken languages, it was added in the list of spoken languages in the database.
5. In A18, the religions, faiths and churches were combined. For all the mentioned names, the original/official name of the religion, faith and church was added in the codebook.
6. In A26, if several options were mentioned in “Other”, they were all separated and coded accordingly. Several new codes were added, most of the answers were recoded into already existing list of answers.
7. In A31 several new codes were introduced, the rest was recoded into already existing list of answers.
8. In A32, A33 and A34 every entry was checked and when needed was replaced by the current name of the location. In case the mentioned geographic location was not possible to find, nothing was done and the name of the location was left as was written by the respondent.
9. In A35, if more than one option was mentioned, the earlier generation was considered as an option (for example, if grandparents with their children (parent of the respondent) settled in the country of current residence).

10. In A41 respondents mentioned the type of job they are/were doing or if now retired. Overall, 21 codes were introduced based on the internationally recognized list of job families.

11. In A43, the ethnicities/nationalities were combined by the standards of ethnicity classification based on the region.

12. In A44, the races/group of races were combined by the standards of race classification based on the region.

13. In A49, the names of the cities and countries were cleaned, the current names of the places were added.

14. In A51, the places were combined based on the activity type, i.e., educational institutions, vacations, etc.

### *Weighting*

The data has been weighted to the known socio-demographic profile in each country using rim (Random Iterative Method) weighting procedures. The data has not been weighted to the population size or the size of Armenian community in each country.

- Sources of information for weighting

There is no reliable information about the socio-demographic profile of Armenians in each survey country, in particular, the age and gender breakdowns. It was decided to use the national data on age and gender for the corresponding weighting profiles:

As each country does the census by different age breaks—and as the age split in the questionnaires did not always overlap with the age in the census data—the needed age groups were estimated proportionally. Additionally, the data was weighted by the population of Armenians in each region—to compensate for the inevitable focus of the study on the capital cities in each country. For the population of Armenians in each region, weighting was based on the estimates from the Armenian community.

For the data weighting the main factors used were age and gender for US and Canada and region only for the US.

For age, the following groups were taken into consideration: 18-24, 25-34, 35-54, 55+.

The following information sources were used for age and gender:

The US Census Bureau, 2020 Census

Statistics Canada, 2016 Census

- Weighting by geographical regions

For categorization and weighting, the US population was divided into four regions: East Coast, Midwest, West Coast and South. The states included in each region are as follows:

| US Region  | States   |
|------------|--|
| East Coast | New York, Massachusetts, New Jersey, Pennsylvania, Florida, District of Columbia, Maryland, Virginia, Rhode Island, Connecticut, New Hampshire, Delaware, Maine, Vermont |
| Midwest    | Michigan, Illinois, Ohio, Minnesota, Missouri, Wisconsin, Iowa, Indiana, Kansas, North Dakota, Nebraska, South Dakota  |
| West Coast | California, Colorado, Washington, Arizona, Nevada, Oregon, Wyoming, Idaho, Montana, Utah, Hawaii, New Mexico   |
| South      | Texas, North Carolina, Georgia, Alabama, Tennessee, South Carolina, Kentucky, Arkansas, Alaska, Louisiana, Mississippi, Oklahoma, West Virginia                          |

One of the challenges of measuring the views of the Armenian population in the United States is knowing the exact size of the population in different geographical parts of the country. There are no formal census, official figures or reliable information about the size of the Armenian population nor are there exact boundaries of what constitutes being an Armenian (or, for that matter, any other ethnic minority living in the diaspora). Against this background, to estimate the Armenian population in different parts of the United States, we asked a number of executives of leading community organizations and academics to provide their estimates of the population size of the Armenian diaspora in different regions of the country. Nine out of the 12 executives and academics we asked responded as follows:

|                          | US total     | West Coast | East Coast | Midwest   | Other     |
|--------------------------|--------------|------------|------------|-----------|-----------|
| Organization executive 1 | 1.2 mln      | 1 mln      | 150k       | 50k       |           |
| Organization executive 2 | 1.5 mln      | 800k       | 400k       | 100k      | 100k      |
| Organization executive 3 | 1.2 mln      |            |            |           |           |
| Organization executive 4 | 800k-1.2 mln | 650k       | 350k       | 100k      | 75k       |
| Organization executive 5 | 1.650 mln    | 1.150 mln  | 250k       | 125k      | 125k      |
| Organization executive 6 | 1.5-2 mln    | 1 mln      |            |           |           |
| Academic 1               | 1-1.25 mln   | 400k-500k  | 300k-350k  | 150k-200k | 150k-200k |
| Academic 2               | 1 - 1.3 mln  | 75%        | 20%        |           |           |
| Academic 3               | 635k+        | 450k+      | 100k-120k  | 70k+      |           |

Given that the objective is to assess the relative proportion of the target population in each region, we accepted the percentage distribution—instead of absolute figures—provided by the executives and academics we asked. We then removed the two extreme estimates, the lowest and the highest. The median of the resulting

population size estimates were then taken as the basis for the weighting procedures, as follows:

| US                       | West Coast | East Coast | Midwest   | South/other |
|--------------------------|------------|------------|-----------|-------------|
| Organization executive 1 | 83%        | 13%        | 4%        | 0%          |
| Organization executive 2 | 57%        | 29%        | 7%        | 7%          |
| Organization executive 4 | 55%        | 30%        | 9%        | 6%          |
| Organization executive 5 | 70%        | 15%        | 8%        | 8%          |
| Academic 3               | 71%        | 17%        | 11%       | 0%          |
| <b>Average</b>           | <b>63%</b> | <b>23%</b> | <b>9%</b> | <b>5%</b>   |

*Rim weighting*

The rim weighting procedure was used for calculating the overall weights. The reason why rim weighting was chosen is because there were targets (census data), but no targets for the interlocking cells for these 3 variables: age, gender, region. In the next step, the combination of these 3 variables was created separately for each country. Here are the combinations per country:

US: 4 age groups x 2 gender groups x 4 regions = 32 combinations

Ontario: 4 age groups x 2 gender groups x 1 region = 8 combinations

**Weighted and unweighted profiles for each weighting factor**

|              | Unweighted  |              |              |              | Weighted     |              |              |              |             |
|--------------|-------------|--------------|--------------|--------------|--------------|--------------|--------------|--------------|-------------|
|              | Age group   |              |              |              |              |              |              |              |             |
| Country      | 16-24       | 25-34        | 35-54        | 55+          | 16-24        | 25-34        | 35-54        | 55+          |             |
| US           | 6.2%        | 13.7%        | 29.1%        | 51.1%        | 12.1%        | 18.7%        | 32.8%        | 36.4%        | 100%        |
| Canada       | 6.8%        | 13.2%        | 37.6%        | 42.4%        | 10.1%        | 16.8%        | 32.3%        | 40.9%        | 100%        |
| <b>Total</b> | <b>6.2%</b> | <b>13.6%</b> | <b>30.2%</b> | <b>49.9%</b> | <b>11.8%</b> | <b>18.5%</b> | <b>32.7%</b> | <b>37.0%</b> | <b>100%</b> |

|              | Unweighted   |              | Weighted     |              |             |
|--------------|--------------|--------------|--------------|--------------|-------------|
| Country      | Men          | Women        | Men          | Women        |             |
| US           | 43.4%        | 56.6%        | 49.1%        | 50.9%        | 100%        |
| Canada       | 46.8%        | 53.2%        | 48.7%        | 51.3%        | 100%        |
| <b>Total</b> | <b>43.9%</b> | <b>56.1%</b> | <b>49.1%</b> | <b>50.9%</b> | <b>100%</b> |

|              | Unweighted                              |                                 |  |  |                                 |                 |  |  |             |
|--------------|---|---------------------------------|--|--|---------------------------------|-----------------|--|--|-------------|
|              | Highest level of education completed    |                                 |  |  |                                 |                 |  |  |             |
| Country      | Incomplete / less than secondary school | Secondary or high school degree | Vocational or craft training/ Associate's Degree | Incomplete college or university education | Bachelor's degree or equivalent | Master's degree | PhD or professional credential (medical, law, etc) |  |             |
| US           | 0.4%                                    | 4.2%                            | 3.7%   | 8.2%                                       | 33.8%                           | 31.8%           | 18.0%  |  | 100%        |
| Canada       | 1.8%                                    | 12.3%                           | 4.0%   | 9.6%                                       | 41.5%                           | 21.5%           | 9.3%   |  | 100%        |
| <b>Total</b> | <b>0.6%</b>                             | <b>5.2%</b>                     | <b>3.7%</b>                                      | <b>8.4%</b>                                | <b>34.8%</b>                    | <b>30.4%</b>    | <b>16.9%</b>                                       |  | <b>100%</b> |



| Weighted                             |   |                                 |  |  |                                 |                 |  |      |
|--------------------------------------|---|---------------------------------|--|--|---------------------------------|-----------------|--|------|
| Highest level of education completed |   |                                 |  |  |                                 |                 |  |      |
| Country                              | Incomplete / less than secondary school | Secondary or high school degree | Vocational or craft training/ Associate's Degree | Incomplete college or university education | Bachelor's degree or equivalent | Master's degree | PhD or professional credential (medical, law, etc) |      |
| US                                   | 0.3%                                    | 4.9%                            | 3.7%   | 9.3%                                       | 35.0%                           | 29.2%           | 17.6%  | 100% |
| Canada                               | 1.7%                                    | 13.5%                           | 4.2%   | 9.7%                                       | 41.2%                           | 20.8%           | 9.0%   | 100% |
| Total                                | 0.5%                                    | 6.0%                            | 3.7%   | 9.3%                                       | 35.8%                           | 28.1%           | 16.5%  | 100% |

### Limitations

Multicode limitations: given that the survey was not exclusively online, there is no way to control the amount of selected options. Thus, to avoid inconsistency issues, it is better to have “all that apply”.

The geographical locations were intentionally left open, so the respondents could specify city, village or broader location. In question A4 we have responses from small villages to countries and large geographical regions. For the question on *homeland* (see Q33 in this report), some respondents mentioned actual countries, places and it was not clear whether it was their country of birth, or the place where parents or ancestors were born.

### Qualitative fieldwork

In-depth interviews were organized simultaneously with the quantitative data collection. The in-depth interview guide was amended after the previous round of data collection to reflect the changes in the questionnaire and topics. The changes were discussed with the ADS Academic Advisory Committee and finalized by the ADS team (see inside back cover).

In each community, a researcher organized in-depth interviews with the members of the Armenian community. Between 20 and 30 interviews were planned in each community. Similar to the previous rounds of data collection, recruitment and interviewing were organized around the following quotas, which were deemed essential for the key information in the research: age, gender, immigration generation and engagement (or lack thereof) with the Armenian community. Several other factors were included as important, but targets were not set for those: political party affiliation, occupation / type of work, level of education, religion and use of Armenian language. Quota targets were set at ensuring a minimum number of respondents for each criterion, rather than a proportional representation of the population in each group.

The quotas were set as desirable and efforts were made to achieve the target quotas, however, having four strict quotas with limited recruitment opportunities was not

practical. In some countries, certain quotas were not achieved, due to a very small number of people in the community fitting the criteria, combined with the other critical criteria such as engagement with the community.

The interviews were audio recorded with the respondents' consent.

### The criteria and quotas for the interviews

| Criteria  | Minimum target number of interviews | Achieved number of interviews |           |            |            |
|---|-------------------------------------|-------------------------------|-----------|------------|------------|
|   |                                     | Ontario                       | Michigan  | East Coast | West Coast |
| <b>Age / gender</b>   |                                     |                               |           |            |            |
| 16-30 male  | 4                                   | 3                             | 4         | 4          | 5          |
| 16-30 female  | 4                                   | 4                             | 3         | 3          | 6          |
| 31-50 male  | 4                                   | 3                             | 4         | 3          | 4          |
| 31-50 female  | 4                                   | 3                             | 4         | 4          | 5          |
| 51+ male  | 4                                   | 6                             | 5         | 6          | 3          |
| 51+ female  | 4                                   | 7                             | 6         | 5          | 6          |
| <b>Immigration generation</b>                                   |                                     |                               |           |            |            |
| First generation  | 4                                   | 11                            | 12        | 10         | 20         |
| Second generation   | 4                                   | 11                            | 8         | 8          | 7          |
| Third and older generations                                     | 4                                   | 4                             | 6         | 7          | 2          |
| <b>Engagement with the community (based on self-assessment)</b> |                                     |                               |           |            |            |
| Engaged   | 13                                  | 15                            | 14        | 17         | 16         |
| Not engaged   | 13                                  | 11                            | 12        | 8          | 13         |
| <b>Party affiliation</b>  |                                     |                               |           |            |            |
| No affiliation  | <i>Not set</i>                      | 19                            | 23        | 21         | 20         |
| Dashnaksutyun   |                                     | 6                             | 1         | 3          | 6          |
| Ramkavar  |                                     | 1                             | 2         | 1          | 2          |
| Hnchakian   |                                     | 0                             | 0         | 0          | 1          |
| <b>Profession</b>   |                                     |                               |           |            |            |
| Manual occupation   | <i>Not set</i>                      | 2                             | 0         | 4          | 1          |
| Skilled manual  |                                     | 5                             | 1         | 3          | 3          |
| Non manual  |                                     | 3                             | 6         | 10         | 11         |
| Managerial/professional   |                                     | 16                            | 17        | 8          | 8          |
| Not employed/housewife/<br>retired/intern/student               |                                     |                               | 2         | 1          | 6          |
| <b>Education</b>  |                                     |                               |           |            |            |
| Higher education  | <i>Not set</i>                      | 20                            | 22        | 24         | 26         |
| Less than higher  |                                     | 6                             | 3         | 1          | 3          |
| Not specified   |                                     |                               | 1         |            |            |
| <b>Religion</b>   |                                     |                               |           |            |            |
| Armenian Apostolic  | <i>Not set</i>                      | 16                            | 20        | 12         | 20         |
| Catholic  |                                     | 2                             | 1         | 3          | 1          |
| Other Christian   |                                     | 6                             | 3         | 4          | 0          |
| Non-Christian   |                                     | 0                             | 0         | 0          | 0          |
| Non religious   |                                     | 2                             | 2         | 6          | 8          |
| <b>Use of Armenian language</b>                                 |                                     |                               |           |            |            |
| Native  | <i>Not set</i>                      | 14                            | 9         | 18         | 24         |
| Intermediate  |                                     | 11                            | 10        | 5          | 3          |
| No knowledge  |                                     | 1                             | 7         | 2          | 2          |
| <b>Total interviews</b>   |                                     | <b>26</b>                     | <b>26</b> | <b>25</b>  | <b>29</b>  |



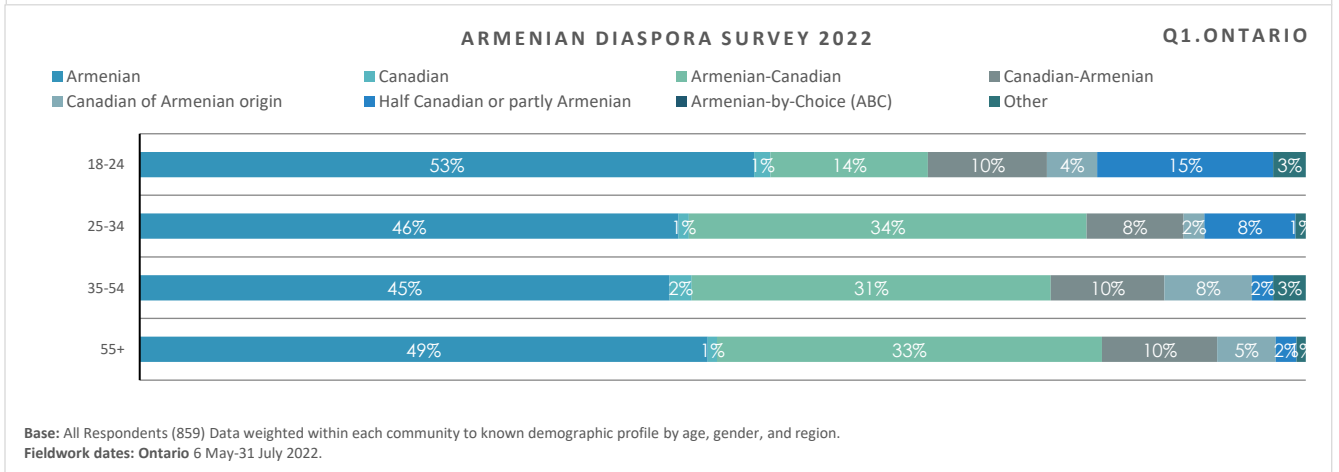
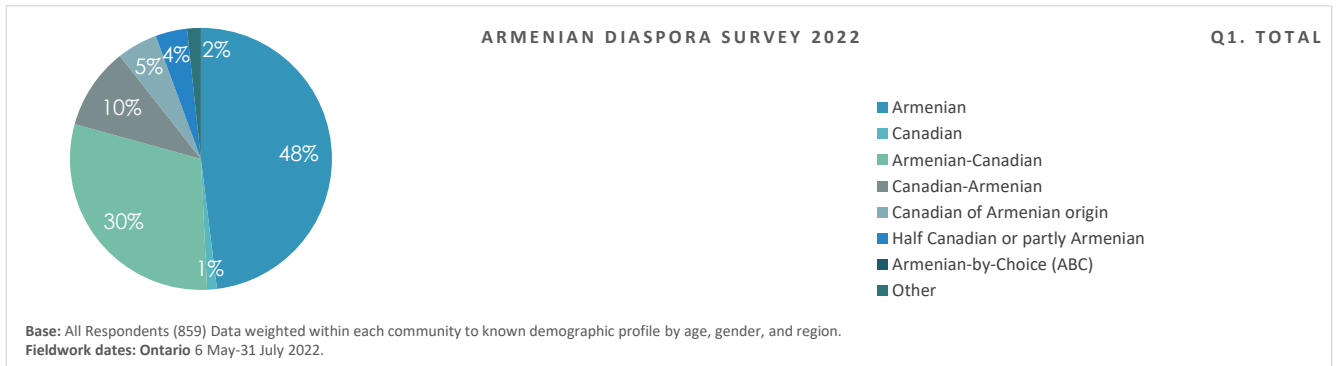


# Survey Results

*The percentages are rounded and, as a result, the sum of numbers in individual columns may not add up to 100%. Some questions allow for more than one response, in such cases, the total of individual responses will be greater than 100%.*

*The column representing "Total" is the result of responses from all respondents, and may not be equal to the arithmetic mean of results presented in the cross-breaks by country, sex, age or others.*

Question 1. Which of the following best describes how you think of yourself?

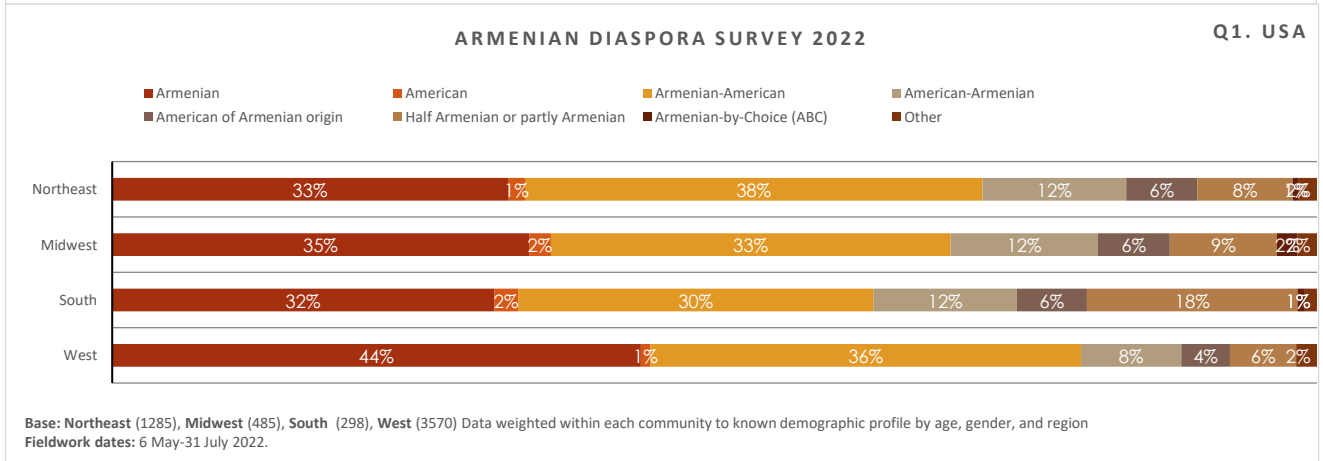
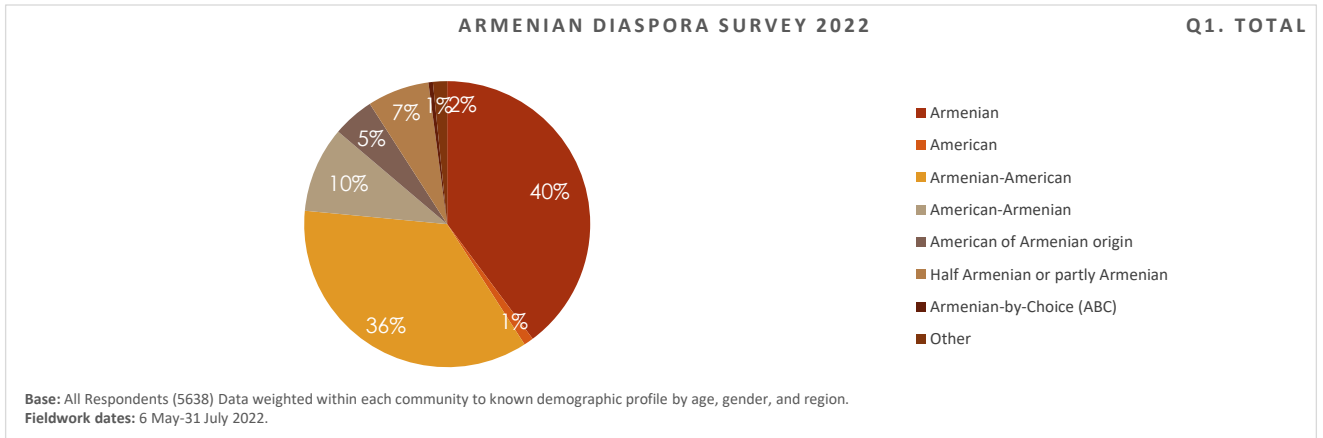


| Question 1. Which of the following best describes how you think of yourself? | Community |         | Age   |       |       |     | Gender |        |
|--|-----------|---------|-------|-------|-------|-----|--------|--------|
|  | US        | Ontario | 18-24 | 25-34 | 35-54 | 55+ | Male   | Female |
| All answering  |           |         |       |       |       |     |        |        |
| BASE   | 5638      | 859     | 81    | 135   | 260   | 328 | 396    | 416    |
|  | %         | %       | %     | %     | %     | %   | %      | %      |
| Armenian   | 40        | 48      | 53    | 46    | 45    | 49  | 46     | 48     |
| Canadian   | 1         | 1       | 1     | 1     | 2     | 1   | 2      | 1      |
| Armenian-Canadian  | 36        | 30      | 14    | 34    | 31    | 33  | 28     | 33     |
| Canadian-Armenian  | 10        | 10      | 10    | 8     | 10    | 10  | 11     | 9      |
| Canadian of Armenian origin  | 5         | 5       | 4     | 2     | 8     | 5   | 6      | 5      |
| Half Canadian or partly Armenian   | 7         | 4       | 15    | 8     | 2     | 2   | 6      | 2      |
| Armenian-by-Choice (ABC)   | 1         | 0       | 0     | 0     | 0     | 0   | 0      | 0      |
| Other  | 2         | 2       | 3     | 1     | 3     | 1   | 1      | 2      |

| Question 1. Which of the following best describes how you think of yourself? | Community |         | First Arrived |          |                           |
|--|-----------|---------|---------------|----------|---------------------------|
|  | US        | Ontario | You           | A parent | Grandparent / Earlier gen |
| All answering  |           |         |               |          |                           |
| BASE   | 5638      | 859     | 408           | 285      | 123                       |
|  | %         | %       | %             | %        | %                         |
| Armenian   | 40        | 48      | 57            | 37       | 42                        |
| Canadian   | 1         | 1       | 1             | 2        | 2                         |
| Armenian-Canadian  | 36        | 30      | 27            | 38       | 26                        |
| Canadian-Armenian  | 10        | 10      | 10            | 10       | 9                         |
| Canadian of Armenian origin  | 5         | 5       | 4             | 6        | 7                         |
| Half Canadian or partly Armenian   | 7         | 4       | 1             | 5        | 13                        |
| Armenian-by-Choice (ABC)   | 1         | 0       | 0             | 0        | 1                         |
| Other  | 2         | 2       | 2             | 1        | 2                         |



Question 1. Which of the following best describes how you think of yourself?



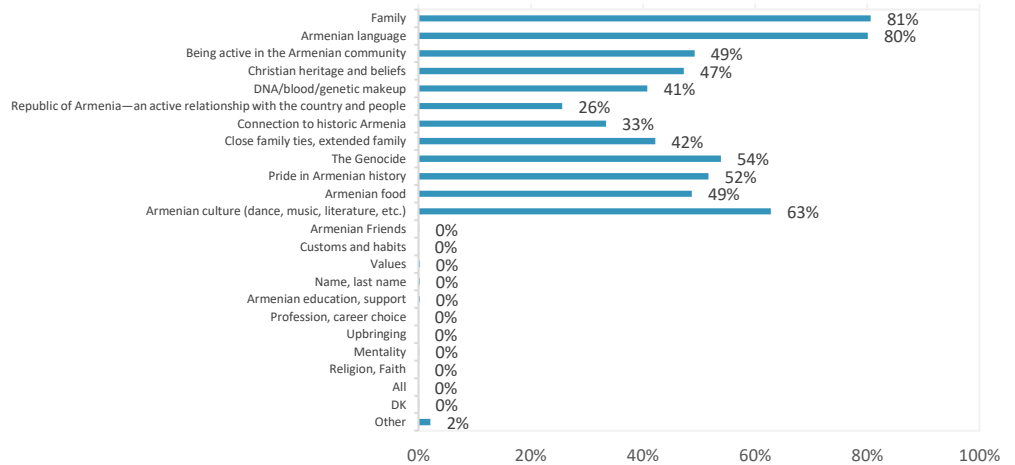
| Question 1. Which of the following best describes how you think of yourself? | Community   |            | US Regions |         |       |      | Age   |       |       |      |
|--|-------------|------------|------------|---------|-------|------|-------|-------|-------|------|
|  | US          | Ontario    | Northeast  | Midwest | South | West | 18-24 | 25-34 | 35-54 | 55+  |
| <b>All answering</b>   | <b>5638</b> | <b>859</b> | 1285       | 485     | 298   | 3570 | 650   | 1010  | 1767  | 1960 |
| <b>BASE</b>  | %           | %          | %          | %       | %     | %    | %     | %     | %     | %    |
| <b>Armenian</b>  | 40          | 48         | 33         | 35      | 32    | 44   | 46    | 38    | 45    | 34   |
| <b>American</b>  | 1           | 1          | 1          | 2       | 2     | 1    | 1     | 1     | 1     | 2    |
| <b>Armenian-American</b>   | 36          | 30         | 38         | 33      | 30    | 36   | 29    | 40    | 35    | 36   |
| <b>American-Armenian</b>   | 10          | 10         | 12         | 12      | 12    | 8    | 8     | 6     | 8     | 14   |
| <b>American of Armenian origin</b>   | 5           | 5          | 6          | 6       | 6     | 4    | 2     | 4     | 3     | 7    |
| <b>Half Armenian or partly Armenian</b>                                      | 7           | 4          | 8          | 9       | 18    | 6    | 13    | 9     | 6     | 5    |
| <b>Armenian-by-Choice (ABC)</b>  | 1           | 0          | 1          | 2       | 1     | 0    | 0     | 0     | 0     | 1    |
| <b>Other</b>   | 2           | 2          | 2          | 2       | 1     | 2    | 1     | 2     | 2     | 1    |

| Question 1. Which of the following best describes how you think of yourself? | Community   |            | Gender |        | First Arrived |          |                           |
|--|-------------|------------|--------|--------|---------------|----------|---------------------------|
|  | US          | Ontario    | Male   | Female | You           | A parent | Grandparent / Earlier gen |
| <b>All answering</b>   | <b>5638</b> | <b>859</b> | 2645   | 2740   | 1660          | 1791     | 1980                      |
| <b>BASE</b>  | %           | %          | %      | %      | %             | %        | %                         |
| <b>Armenian</b>  | 40          | 48         | 39     | 40     | 59            | 37       | 26                        |
| <b>American</b>  | 1           | 1          | 2      | 1      | 1             | 1        | 2                         |
| <b>Armenian-American</b>   | 36          | 30         | 36     | 36     | 28            | 41       | 38                        |
| <b>American-Armenian</b>   | 10          | 10         | 10     | 10     | 5             | 10       | 14                        |
| <b>American of Armenian origin</b>   | 5           | 5          | 5      | 4      | 2             | 4        | 7                         |
| <b>Half Armenian or partly Armenian</b>                                      | 7           | 4          | 6      | 8      | 2             | 6        | 13                        |
| <b>Armenian-by-Choice (ABC)</b>  | 1           | 0          | 1      | 0      | 1             | 0        | 1                         |
| <b>Other</b>   | 2           | 2          | 2      | 2      | 2             | 2        | 1                         |

Question 2. In which ways do you define your Armenian identity? Please select the most important ones to you.

ARMENIAN DIASPORA SURVEY 2022

Q2. TOTAL



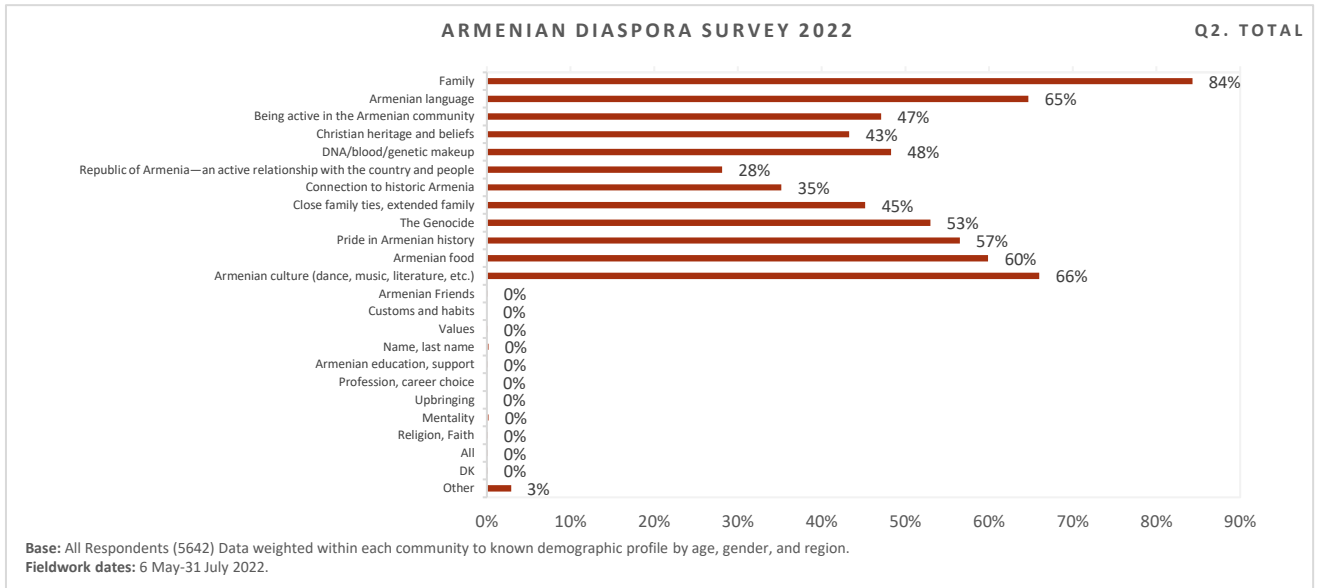
Base: All Respondents (857) Data weighted within each community to known demographic profile by age, gender, and region.  
Fieldwork dates: Ontario 6 May-31 July 2022.

| Question 2. In which ways do you define your Armenian identity? Please select the most important ones to you. | Community |         | Age   |       |       |     | Gender |        |
|---|-----------|---------|-------|-------|-------|-----|--------|--------|
|   | US        | Ontario | 18-24 | 25-34 | 35-54 | 55+ | Male   | Female |
| All answering   |           |         |       |       |       |     |        |        |
| BASE  | 5642      | 857     | 81    | 135   | 260   | 326 | 395    | 415    |
|   | %         | %       | %     | %     | %     | %   | %      | %      |
| Family  | 84        | 81      | 83    | 84    | 83    | 77  | 79     | 82     |
| Armenian language   | 65        | 80      | 83    | 83    | 85    | 74  | 76     | 84     |
| Being active in the Armenian community  | 47        | 49      | 57    | 44    | 50    | 50  | 49     | 51     |
| Christian heritage and beliefs  | 43        | 47      | 51    | 46    | 53    | 43  | 41     | 54     |
| DNA/blood/genetic makeup  | 48        | 41      | 53    | 59    | 47    | 28  | 42     | 41     |
| Republic of Armenia—an active relationship with the country and people  | 28        | 26      | 28    | 25    | 27    | 25  | 26     | 26     |
| Connection to historic Armenia  | 35        | 33      | 53    | 40    | 35    | 26  | 38     | 29     |
| Close family ties, extended family  | 45        | 42      | 53    | 48    | 43    | 38  | 41     | 44     |
| The Genocide  | 53        | 54      | 56    | 54    | 60    | 50  | 50     | 59     |
| Pride in Armenian history   | 57        | 52      | 68    | 51    | 54    | 47  | 53     | 52     |
| Armenian food   | 60        | 49      | 61    | 62    | 54    | 39  | 45     | 55     |
| Armenian culture (dance, music, literature, etc.)   | 66        | 63      | 74    | 70    | 62    | 58  | 59     | 67     |
| Armenian Friends  | 0         | 0       | 0     | 0     | 0     | 0   | 0      | 0      |
| Customs and habits  | 0         | 0       | 0     | 0     | 0     | 0   | 0      | 0      |
| Values  | 0         | 0       | 0     | 0     | 0     | 0   | 1      | 0      |
| Name, last name   | 0         | 0       | 0     | 0     | 1     | 0   | 1      | 0      |
| Armenian education, support   | 0         | 0       | 0     | 0     | 0     | 1   | 0      | 0      |
| Profession, career choice   | 0         | 0       | 0     | 0     | 0     | 0   | 0      | 0      |
| Upbringing  | 0         | 0       | 0     | 0     | 0     | 0   | 0      | 0      |
| Mentality   | 0         | 0       | 0     | 0     | 0     | 0   | 0      | 0      |
| Religion, Faith   | 0         | 0       | 0     | 0     | 0     | 0   | 0      | 0      |
| All   | 0         | 0       | 0     | 0     | 0     | 0   | 0      | 0      |
| DK  | 0         | 0       | 0     | 0     | 0     | 0   | 0      | 0      |
| Other   | 3         | 2       | 1     | 0     | 3     | 2   | 3      | 1      |

| Question 2. In which ways do you define your Armenian identity? Please select the most important ones to you. | Community |         | First Arrived |          |                           |
|---|-----------|---------|---------------|----------|---------------------------|
|   | US        | Ontario | You           | A parent | Grandparent / Earlier gen |
| All answering   |           |         |               |          |                           |
| BASE  | 5642      | 857     | 406           | 285      | 123                       |
|   | %         | %       | %             | %        | %                         |
| Family  | 84        | 81      | 81            | 80       | 83                        |
| Armenian language   | 65        | 80      | 82            | 80       | 73                        |
| Being active in the Armenian community  | 47        | 49      | 49            | 51       | 49                        |
| Christian heritage and beliefs  | 43        | 47      | 46            | 48       | 49                        |
| DNA/blood/genetic makeup  | 48        | 41      | 35            | 49       | 50                        |
| Republic of Armenia—an active relationship with the country and people  | 28        | 26      | 29            | 24       | 21                        |
| Connection to historic Armenia  | 35        | 33      | 31            | 37       | 35                        |
| Close family ties, extended family  | 45        | 42      | 43            | 43       | 42                        |
| The Genocide  | 53        | 54      | 51            | 55       | 65                        |
| Pride in Armenian history   | 57        | 52      | 47            | 56       | 59                        |
| Armenian food   | 60        | 49      | 41            | 57       | 63                        |
| Armenian culture (dance, music, literature, etc.)   | 66        | 63      | 62            | 65       | 62                        |
| Armenian Friends  | 0         | 0       | 0             | 0        | 0                         |
| Customs and habits  | 0         | 0       | 0             | 0        | 0                         |
| Values  | 0         | 0       | 0             | 0        | 0                         |
| Name, last name   | 0         | 0       | 0             | 0        | 1                         |
| Armenian education, support   | 0         | 0       | 0             | 0        | 0                         |
| Profession, career choice   | 0         | 0       | 0             | 0        | 0                         |
| Upbringing  | 0         | 0       | 0             | 0        | 0                         |
| Mentality   | 0         | 0       | 0             | 0        | 0                         |
| Religion, Faith   | 0         | 0       | 0             | 0        | 0                         |
| All   | 0         | 0       | 0             | 0        | 0                         |
| DK  | 0         | 0       | 0             | 0        | 0                         |
| Other   | 3         | 2       | 2             | 2        | 2                         |



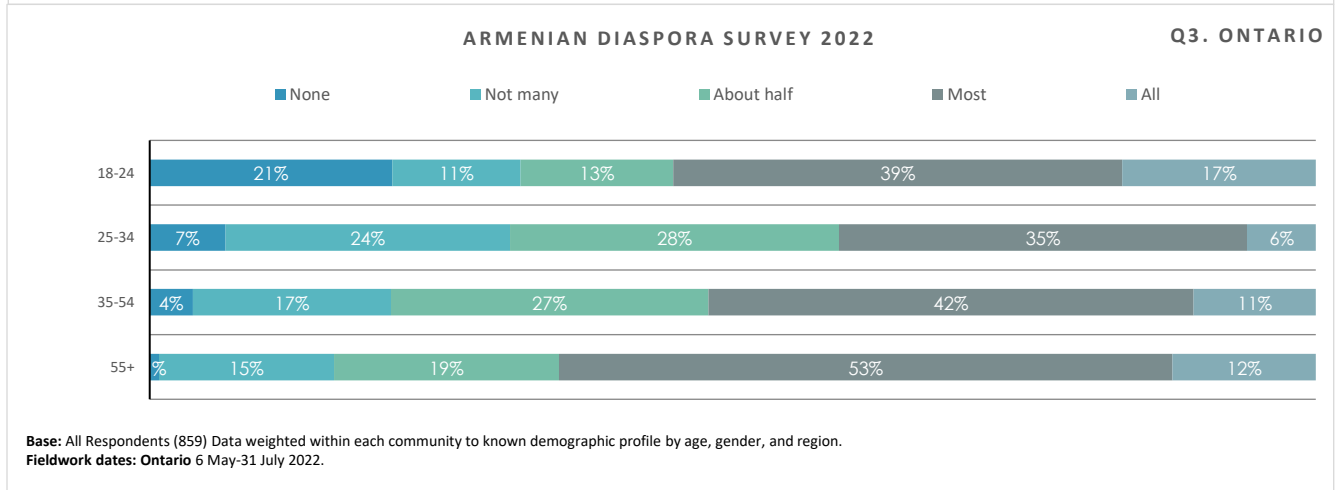
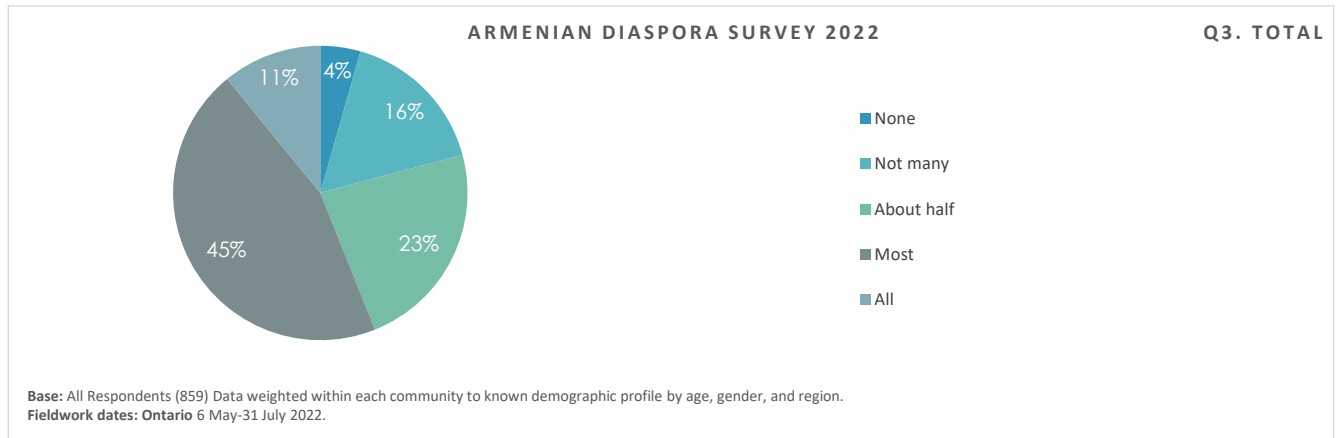
Question 2. In which ways do you define your Armenian identity? Please select the most important ones to you.



| Question 2. In which ways do you define your Armenian identity? Please select the most important ones to you. | Community   |            | US Regions  |            |            |             | Age        |             |             |             |
|---|-------------|------------|-------------|------------|------------|-------------|------------|-------------|-------------|-------------|
|   | US          | Ontario    | Northeast   | Midwest    | South      | West        | 18-24      | 25-34       | 35-54       | 55+         |
| <b>All answering</b>  | <b>5642</b> | <b>857</b> |             |            |            |             |            |             |             |             |
| <b>BASE</b>   | <b>5642</b> | <b>857</b> | <b>1286</b> | <b>485</b> | <b>297</b> | <b>3574</b> | <b>650</b> | <b>1011</b> | <b>1767</b> | <b>1961</b> |
|   | %           | %          | %           | %          | %          | %           | %          | %           | %           | %           |
| <b>Family</b>   | <b>84</b>   | <b>81</b>  | <b>86</b>   | <b>84</b>  | <b>87</b>  | <b>84</b>   | <b>91</b>  | <b>90</b>   | <b>84</b>   | <b>80</b>   |
| <b>Armenian language</b>  | <b>65</b>   | <b>80</b>  | <b>57</b>   | <b>50</b>  | <b>53</b>  | <b>70</b>   | <b>72</b>  | <b>70</b>   | <b>73</b>   | <b>53</b>   |
| <b>Being active in the Armenian community</b>   | <b>47</b>   | <b>49</b>  | <b>55</b>   | <b>49</b>  | <b>34</b>  | <b>45</b>   | <b>58</b>  | <b>48</b>   | <b>45</b>   | <b>46</b>   |
| <b>Christian heritage and beliefs</b>   | <b>43</b>   | <b>47</b>  | <b>47</b>   | <b>47</b>  | <b>48</b>  | <b>41</b>   | <b>41</b>  | <b>37</b>   | <b>43</b>   | <b>47</b>   |
| <b>DNA/blood/genetic makeup</b>   | <b>48</b>   | <b>41</b>  | <b>46</b>   | <b>47</b>  | <b>63</b>  | <b>48</b>   | <b>64</b>  | <b>60</b>   | <b>50</b>   | <b>36</b>   |
| <b>Republic of Armenia—an active relationship with the country and people</b>                                 | <b>28</b>   | <b>26</b>  | <b>25</b>   | <b>26</b>  | <b>23</b>  | <b>30</b>   | <b>35</b>  | <b>32</b>   | <b>29</b>   | <b>24</b>   |
| <b>Connection to historic Armenia</b>   | <b>35</b>   | <b>33</b>  | <b>34</b>   | <b>33</b>  | <b>36</b>  | <b>36</b>   | <b>42</b>  | <b>41</b>   | <b>36</b>   | <b>30</b>   |
| <b>Close family ties, extended family</b>   | <b>45</b>   | <b>42</b>  | <b>45</b>   | <b>45</b>  | <b>49</b>  | <b>45</b>   | <b>55</b>  | <b>49</b>   | <b>43</b>   | <b>42</b>   |
| <b>The Genocide</b>   | <b>53</b>   | <b>54</b>  | <b>56</b>   | <b>55</b>  | <b>62</b>  | <b>51</b>   | <b>59</b>  | <b>56</b>   | <b>48</b>   | <b>54</b>   |
| <b>Pride in Armenian history</b>  | <b>57</b>   | <b>52</b>  | <b>59</b>   | <b>54</b>  | <b>65</b>  | <b>55</b>   | <b>69</b>  | <b>63</b>   | <b>54</b>   | <b>53</b>   |
| <b>Armenian food</b>  | <b>60</b>   | <b>49</b>  | <b>65</b>   | <b>63</b>  | <b>65</b>  | <b>57</b>   | <b>71</b>  | <b>70</b>   | <b>61</b>   | <b>52</b>   |
| <b>Armenian culture (dance, music, literature, etc.)</b>  | <b>66</b>   | <b>63</b>  | <b>66</b>   | <b>63</b>  | <b>58</b>  | <b>67</b>   | <b>80</b>  | <b>75</b>   | <b>67</b>   | <b>57</b>   |
| <b>Armenian Friends</b>   | <b>0</b>    | <b>0</b>   | <b>0</b>    | <b>0</b>   | <b>0</b>   | <b>0</b>    | <b>0</b>   | <b>0</b>    | <b>0</b>    | <b>0</b>    |
| <b>Customs and habits</b>   | <b>0</b>    | <b>0</b>   | <b>0</b>    | <b>0</b>   | <b>0</b>   | <b>0</b>    | <b>0</b>   | <b>0</b>    | <b>0</b>    | <b>0</b>    |
| <b>Values</b>   | <b>0</b>    | <b>0</b>   | <b>0</b>    | <b>0</b>   | <b>0</b>   | <b>0</b>    | <b>0</b>   | <b>0</b>    | <b>0</b>    | <b>0</b>    |
| <b>Name, last name</b>  | <b>0</b>    | <b>0</b>   | <b>0</b>    | <b>0</b>   | <b>0</b>   | <b>0</b>    | <b>0</b>   | <b>0</b>    | <b>0</b>    | <b>0</b>    |
| <b>Armenian education, support</b>  | <b>0</b>    | <b>0</b>   | <b>0</b>    | <b>0</b>   | <b>0</b>   | <b>0</b>    | <b>0</b>   | <b>0</b>    | <b>0</b>    | <b>0</b>    |
| <b>Profession, career choice</b>  | <b>0</b>    | <b>0</b>   | <b>0</b>    | <b>0</b>   | <b>0</b>   | <b>0</b>    | <b>0</b>   | <b>0</b>    | <b>0</b>    | <b>0</b>    |
| <b>Upbringing</b>   | <b>0</b>    | <b>0</b>   | <b>0</b>    | <b>0</b>   | <b>0</b>   | <b>0</b>    | <b>0</b>   | <b>0</b>    | <b>0</b>    | <b>0</b>    |
| <b>Mentality</b>  | <b>0</b>    | <b>0</b>   | <b>0</b>    | <b>0</b>   | <b>0</b>   | <b>0</b>    | <b>0</b>   | <b>0</b>    | <b>0</b>    | <b>0</b>    |
| <b>Religion, Faith</b>  | <b>0</b>    | <b>0</b>   | <b>0</b>    | <b>0</b>   | <b>0</b>   | <b>0</b>    | <b>0</b>   | <b>0</b>    | <b>0</b>    | <b>0</b>    |
| <b>All</b>  | <b>0</b>    | <b>0</b>   | <b>0</b>    | <b>0</b>   | <b>0</b>   | <b>0</b>    | <b>0</b>   | <b>0</b>    | <b>0</b>    | <b>0</b>    |
| <b>DK</b>   | <b>0</b>    | <b>0</b>   | <b>0</b>    | <b>0</b>   | <b>0</b>   | <b>0</b>    | <b>0</b>   | <b>0</b>    | <b>0</b>    | <b>0</b>    |
| <b>Other</b>  | <b>3</b>    | <b>2</b>   | <b>3</b>    | <b>2</b>   | <b>3</b>   | <b>3</b>    | <b>1</b>   | <b>2</b>    | <b>3</b>    | <b>4</b>    |

| Question 2. In which ways do you define your Armenian identity? Please select the most important ones to you. | Community   |            | Gender      |             | First Arrived |             |                          |
|---|-------------|------------|-------------|-------------|---------------|-------------|--------------------------|
|   | US          | Ontario    | Male        | Female      | You           | A parent    | Grandparent/ Earlier gen |
| <b>All answering</b>  | <b>5642</b> | <b>857</b> |             |             |               |             |                          |
| <b>BASE</b>   | <b>5642</b> | <b>857</b> | <b>2647</b> | <b>2741</b> | <b>1658</b>   | <b>1794</b> | <b>1983</b>              |
|   | %           | %          | %           | %           | %             | %           | %                        |
| <b>Family</b>   | <b>84</b>   | <b>81</b>  | <b>82</b>   | <b>87</b>   | <b>82</b>     | <b>85</b>   | <b>86</b>                |
| <b>Armenian language</b>  | <b>65</b>   | <b>80</b>  | <b>66</b>   | <b>65</b>   | <b>75</b>     | <b>75</b>   | <b>47</b>                |
| <b>Being active in the Armenian community</b>   | <b>47</b>   | <b>49</b>  | <b>49</b>   | <b>46</b>   | <b>43</b>     | <b>49</b>   | <b>49</b>                |
| <b>Christian heritage and beliefs</b>   | <b>43</b>   | <b>47</b>  | <b>42</b>   | <b>44</b>   | <b>40</b>     | <b>41</b>   | <b>47</b>                |
| <b>DNA/blood/genetic makeup</b>   | <b>48</b>   | <b>41</b>  | <b>47</b>   | <b>50</b>   | <b>40</b>     | <b>51</b>   | <b>53</b>                |
| <b>Republic of Armenia—an active relationship with the country and people</b>                                 | <b>28</b>   | <b>26</b>  | <b>31</b>   | <b>25</b>   | <b>36</b>     | <b>28</b>   | <b>22</b>                |
| <b>Connection to historic Armenia</b>   | <b>35</b>   | <b>33</b>  | <b>39</b>   | <b>32</b>   | <b>33</b>     | <b>36</b>   | <b>37</b>                |
| <b>Close family ties, extended family</b>   | <b>45</b>   | <b>42</b>  | <b>43</b>   | <b>47</b>   | <b>42</b>     | <b>46</b>   | <b>47</b>                |
| <b>The Genocide</b>   | <b>53</b>   | <b>54</b>  | <b>50</b>   | <b>56</b>   | <b>44</b>     | <b>53</b>   | <b>61</b>                |
| <b>Pride in Armenian history</b>  | <b>57</b>   | <b>52</b>  | <b>57</b>   | <b>57</b>   | <b>49</b>     | <b>58</b>   | <b>63</b>                |
| <b>Armenian food</b>  | <b>60</b>   | <b>49</b>  | <b>55</b>   | <b>66</b>   | <b>43</b>     | <b>65</b>   | <b>72</b>                |
| <b>Armenian culture (dance, music, literature, etc.)</b>  | <b>66</b>   | <b>63</b>  | <b>61</b>   | <b>71</b>   | <b>62</b>     | <b>71</b>   | <b>66</b>                |
| <b>Armenian Friends</b>   | <b>0</b>    | <b>0</b>   | <b>0</b>    | <b>0</b>    | <b>0</b>      | <b>0</b>    | <b>0</b>                 |
| <b>Customs and habits</b>   | <b>0</b>    | <b>0</b>   | <b>0</b>    | <b>0</b>    | <b>0</b>      | <b>0</b>    | <b>0</b>                 |
| <b>Values</b>   | <b>0</b>    | <b>0</b>   | <b>0</b>    | <b>0</b>    | <b>0</b>      | <b>0</b>    | <b>0</b>                 |
| <b>Name, last name</b>  | <b>0</b>    | <b>0</b>   | <b>0</b>    | <b>0</b>    | <b>0</b>      | <b>0</b>    | <b>0</b>                 |
| <b>Armenian education, support</b>  | <b>0</b>    | <b>0</b>   | <b>0</b>    | <b>0</b>    | <b>0</b>      | <b>0</b>    | <b>0</b>                 |
| <b>Profession, career choice</b>  | <b>0</b>    | <b>0</b>   | <b>0</b>    | <b>0</b>    | <b>0</b>      | <b>0</b>    | <b>0</b>                 |
| <b>Upbringing</b>   | <b>0</b>    | <b>0</b>   | <b>0</b>    | <b>0</b>    | <b>0</b>      | <b>0</b>    | <b>0</b>                 |
| <b>Mentality</b>  | <b>0</b>    | <b>0</b>   | <b>0</b>    | <b>0</b>    | <b>0</b>      | <b>0</b>    | <b>0</b>                 |
| <b>Religion, Faith</b>  | <b>0</b>    | <b>0</b>   | <b>0</b>    | <b>0</b>    | <b>0</b>      | <b>0</b>    | <b>0</b>                 |
| <b>All</b>  | <b>0</b>    | <b>0</b>   | <b>0</b>    | <b>0</b>    | <b>0</b>      | <b>0</b>    | <b>0</b>                 |
| <b>DK</b>   | <b>0</b>    | <b>0</b>   | <b>0</b>    | <b>0</b>    | <b>0</b>      | <b>0</b>    | <b>0</b>                 |
| <b>Other</b>  | <b>3</b>    | <b>2</b>   | <b>3</b>    | <b>3</b>    | <b>3</b>      | <b>2</b>    | <b>3</b>                 |

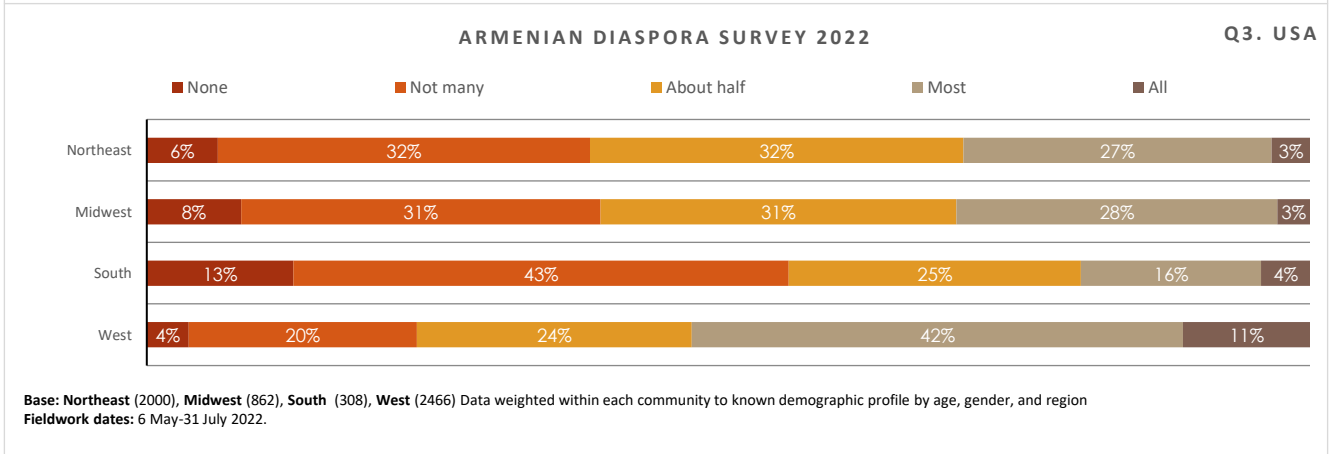
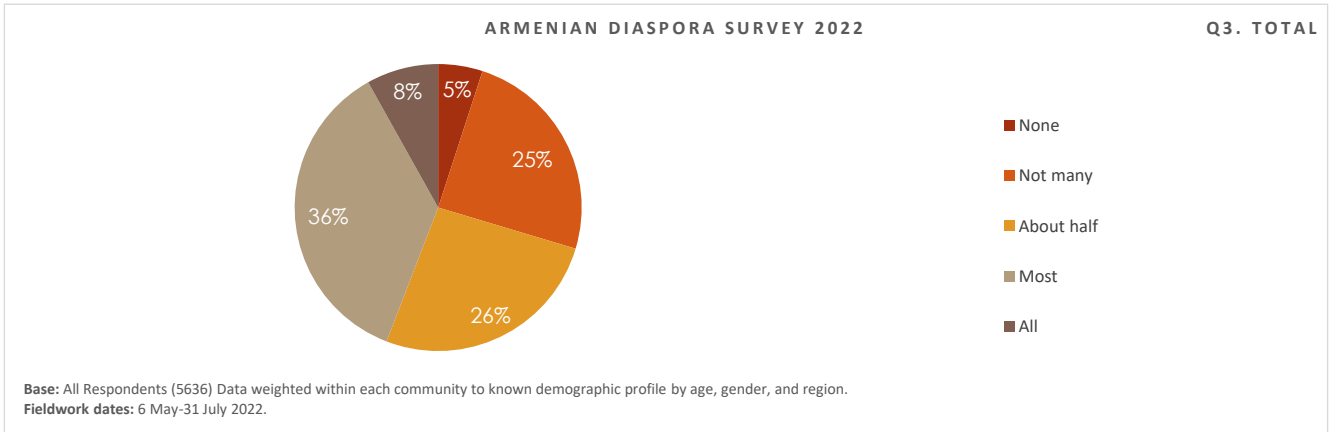
Question 3. Approximately what proportion of your friends is Armenian?



| Question 3. Approximately what proportion of your friends is Armenian? | Community |         | Age   |       |       |     | Gender |        |
|--|-----------|---------|-------|-------|-------|-----|--------|--------|
|  | US        | Ontario | 18-24 | 25-34 | 35-54 | 55+ | Male   | Female |
| All answering  | 5636      | 859     | 55    | 106   | 303   | 340 | 381    | 431    |
| BASE   | %         | %       | %     | %     | %     | %   | %      | %      |
| None   | 5         | 4       | 21    | 7     | 4     | 1   | 5      | 4      |
| Not many   | 25        | 16      | 11    | 24    | 17    | 15  | 17     | 16     |
| About half   | 26        | 23      | 13    | 28    | 27    | 19  | 22     | 25     |
| Most   | 36        | 45      | 39    | 35    | 42    | 53  | 44     | 45     |
| All  | 8         | 11      | 17    | 6     | 11    | 12  | 12     | 10     |

| Question 3. Approximately what proportion of your friends is Armenian? | Community |         | First Arrived |          |                           |
|--|-----------|---------|---------------|----------|---------------------------|
|  | US        | Ontario | You           | A parent | Grandparent / Earlier gen |
| All answering  | 5636      | 859     | 424           | 273      | 119                       |
| BASE   | %         | %       | %             | %        | %                         |
| None   | 5         | 4       | 1             | 7        | 11                        |
| Not many   | 25        | 16      | 12            | 23       | 19                        |
| About half   | 26        | 23      | 20            | 25       | 32                        |
| Most   | 36        | 45      | 52            | 39       | 32                        |
| All  | 8         | 11      | 15            | 7        | 6                         |

Question 3. Approximately what proportion of your friends is Armenian?



| Question 3. Approximately what proportion of your friends is Armenian? | Community |         | US Regions |         |       |      | Age   |       |       |      |
|--|-----------|---------|------------|---------|-------|------|-------|-------|-------|------|
|  | US        | Ontario | Northeast  | Midwest | South | West | 18-24 | 25-34 | 35-54 | 55+  |
| All answering  |           |         |            |         |       |      |       |       |       |      |
|  | %         | %       | %          | %       | %     | %    | %     | %     | %     | %    |
| BASE   | 5636      | 859     | 2000       | 862     | 308   | 2466 | 331   | 739   | 1567  | 2743 |
| None   | 5         | 4       | 6          | 8       | 13    | 4    | 9     | 7     | 4     | 4    |
| Not many   | 25        | 16      | 32         | 31      | 43    | 20   | 32    | 30    | 22    | 23   |
| About half   | 26        | 23      | 32         | 31      | 25    | 24   | 18    | 23    | 28    | 29   |
| Most   | 36        | 45      | 27         | 28      | 16    | 42   | 32    | 32    | 39    | 37   |
| All  | 8         | 11      | 3          | 3       | 4     | 11   | 10    | 8     | 8     | 7    |

| Question 3. Approximately what proportion of your friends is Armenian? | Community |         | Gender |        | First Arrived |          |                           |
|--|-----------|---------|--------|--------|---------------|----------|---------------------------|
|  | US        | Ontario | Male   | Female | You           | A parent | Grandparent / Earlier gen |
| All answering  |           |         |        |        |               |          |                           |
|  | %         | %       | %      | %      | %             | %        | %                         |
| BASE   | 5636      | 859     | 2339   | 3052   | 1654          | 1570     | 2212                      |
| None   | 5         | 4       | 5      | 5      | 2             | 6        | 7                         |
| Not many   | 25        | 16      | 24     | 26     | 14            | 24       | 36                        |
| About half   | 26        | 23      | 26     | 27     | 25            | 26       | 27                        |
| Most   | 36        | 45      | 38     | 34     | 48            | 35       | 26                        |
| All  | 8         | 11      | 8      | 8      | 11            | 9        | 5                         |

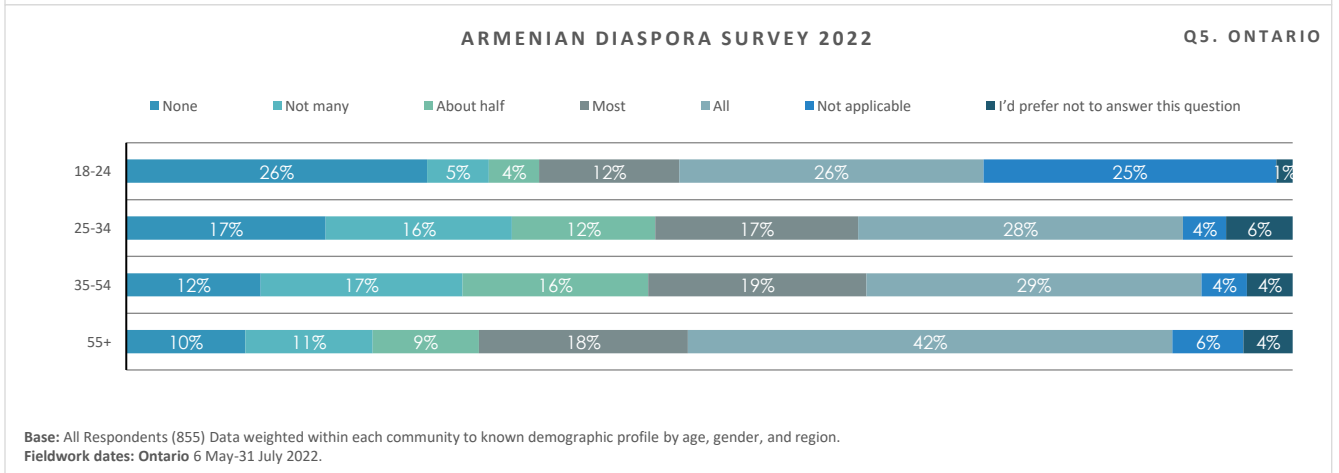
Question 4. Can you share the geographic locations that you consider part of your identity as an Armenian? - Total mentions.

| Question 4. Can you share the geographic locations that you consider part of your identity as an Armenian? - Total mentions. | Country | Age   |       |       |     | Gender |        |               | First Arrived |          |                           |     |
|--|---------|-------|-------|-------|-----|--------|--------|---------------|---------------|----------|---------------------------|-----|
|  |         | 18-24 | 25-34 | 35-54 | 55+ | Male   | Female | Not allocated | You           | A parent | Grandparent / Earlier gen |     |
| All answering  | Ontario | 861   | 81    | 135   | 260 | 329    | 396    | 417           | 48            | 408      | 286                       | 123 |
| BASE   |         | 31%   | 21%   | 28%   | 29% | 37%    | 30%    | 32%           | 40%           | 36%      | 29%                       | 20% |
| Republic of Armenia  |         | 13%   | 11%   | 9%    | 12% | 17%    | 11%    | 15%           | 10%           | 13%      | 14%                       | 12% |
| Canada   |         | 11%   | 4%    | 7%    | 13% | 15%    | 10%    | 13%           | 6%            | 12%      | 11%                       | 10% |
| Lebanon  |         | 11%   | 13%   | 21%   | 14% | 5%     | 13%    | 10%           | 10%           | 11%      | 10%                       | 12% |
| Yerevan  |         | 11%   | 8%    | 11%   | 13% | 11%    | 13%    | 10%           | 6%            | 9%       | 11%                       | 16% |
| Toronto  |         | 7%    | 9%    | 7%    | 9%  | 6%     | 8%     | 6%            | 10%           | 7%       | 8%                        | 6%  |
| Artsakh  |         | 5%    | 1%    | 1%    | 5%  | 7%     | 4%     | 5%            | 8%            | 6%       | 4%                        | 5%  |
| Istanbul   |         | 5%    | 6%    | 3%    | 3%  | 6%     | 6%     | 4%            | 4%            | 7%       | 3%                        | 2%  |
| Aleppo   |         | 5%    | 4%    | 4%    | 4%  | 5%     | 5%     | 4%            | 4%            | 5%       | 3%                        | 7%  |
| Beirut   |         | 4%    | 7%    | 4%    | 5%  | 4%     | 4%     | 5%            | 4%            | 6%       | 3%                        | 3%  |
| Syria  |         | 4%    | 1%    | 7%    | 5%  | 2%     | 6%     | 3%            | 4%            | 3%       | 6%                        | 3%  |
| Gaziantep  |         | 3%    | 8%    | 3%    | 4%  | 2%     | 3%     | 3%            | 4%            | 2%       | 6%                        | 3%  |
| Urf  |         | 3%    | 5%    | 2%    | 4%  | 3%     | 4%     | 3%            | 0%            | 4%       | 2%                        | 5%  |
| Western Armenia  |         | 3%    | 3%    | 4%    | 2%  | 4%     | 2%     | 4%            | 0%            | 5%       | 1%                        | 1%  |
| Armenian Church  |         | 3%    | 8%    | 2%    | 2%  | 3%     | 3%     | 2%            | 2%            | 3%       | 4%                        | 1%  |
| Iran   |         | 3%    | 4%    | 2%    | 3%  | 3%     | 4%     | 2%            | 0%            | 2%       | 4%                        | 1%  |
| Cilicia  |         | 2%    | 0%    | 0%    | 2%  | 5%     | 2%     | 4%            | 0%            | 3%       | 3%                        | 1%  |
| Turkey   |         | 2%    | 4%    | 5%    | 0%  | 3%     | 3%     | 2%            | 0%            | 3%       | 3%                        | 1%  |
| Armenian community, not specified  |         | 2%    | 3%    | 4%    | 2%  | 2%     | 1%     | 3%            | 4%            | 2%       | 2%                        | 4%  |
| Kayseri  |         | 2%    | 0%    | 5%    | 2%  | 2%     | 2%     | 2%            | 4%            | 2%       | 3%                        | 3%  |
| Tigranakert  |         | 2%    | 3%    | 2%    | 3%  | 2%     | 3%     | 2%            | 4%            | 1%       | 3%                        | 4%  |
| Kharberd   |         | 2%    | 0%    | 2%    | 2%  | 3%     | 3%     | 1%            | 4%            | 2%       | 3%                        | 2%  |
| Historic Armenia   |         | 2%    | 1%    | 1%    | 2%  | 3%     | 2%     | 3%            | 2%            | 2%       | 3%                        | 1%  |
| Egypt  |         | 2%    | 0%    | 1%    | 3%  | 2%     | 3%     | 2%            | 0%            | 1%       | 3%                        | 3%  |
| Montreal   |         | 2%    | 0%    | 2%    | 2%  | 2%     | 3%     | 1%            | 0%            | 2%       | 2%                        | 3%  |
| Marash   |         | 2%    | 4%    | 3%    | 2%  | 0%     | 1%     | 3%            | 2%            | 1%       | 2%                        | 1%  |
| Ararat   |         | 2%    | 4%    | 1%    | 3%  | 1%     | 2%     | 1%            | 0%            | 2%       | 2%                        | 2%  |
| Kessab   |         | 2%    | 0%    | 3%    | 2%  | 2%     | 1%     | 2%            | 0%            | 2%       | 2%                        | 2%  |
| Jerusalem  |         | 2%    | 0%    | 2%    | 3%  | 0%     | 2%     | 1%            | 4%            | 1%       | 2%                        | 2%  |
| Adana  |         | 2%    | 0%    | 3%    | 1%  | 2%     | 2%     | 2%            | 0%            | 2%       | 1%                        | 0%  |
| Anjar  |         | 1%    | 3%    | 1%    | 1%  | 2%     | 2%     | 1%            | 0%            | 1%       | 1%                        | 2%  |
| Van  |         | 1%    | 0%    | 4%    | 1%  | 1%     | 2%     | 0%            | 1%            | 1%       | 1%                        | 5%  |
| Sivas  |         | 1%    | 3%    | 3%    | 0%  | 2%     | 1%     | 1%            | 0%            | 1%       | 2%                        | 0%  |
| USA  |         | 1%    | 0%    | 1%    | 1%  | 2%     | 1%     | 1%            | 0%            | 1%       | 2%                        | 1%  |
| Middle East  |         | 1%    | 0%    | 2%    | 0%  | 2%     | 1%     | 1%            | 2%            | 2%       | 0%                        | 1%  |
| Musa Dagh  |         | 1%    | 0%    | 2%    | 1%  | 1%     | 1%     | 1%            | 2%            | 2%       | 0%                        | 1%  |
| Ontario  |         | 1%    | 1%    | 2%    | 1%  | 1%     | 1%     | 1%            | 2%            | 1%       | 2%                        | 1%  |
| Gyumri   |         | 1%    | 0%    | 0%    | 1%  | 2%     | 1%     | 1%            | 0%            | 2%       | 1%                        | 0%  |
| Erzurum  |         | 1%    | 0%    | 3%    | 1%  | 0%     | 1%     | 1%            | 0%            | 1%       | 1%                        | 2%  |
| Kars   |         | 1%    | 0%    | 0%    | 2%  | 0%     | 2%     | 0%            | 2%            | 1%       | 0%                        | 1%  |
| Bourj Hammoud  |         | 1%    | 0%    | 1%    | 1%  | 1%     | 1%     | 1%            | 0%            | 1%       | 1%                        | 2%  |
| Anatolia   |         | 1%    | 3%    | 1%    | 1%  | 0%     | 1%     | 1%            | 2%            | 0%       | 0%                        | 3%  |
| Sasun  |         | 1%    | 3%    | 1%    | 1%  | 0%     | 1%     | 0%            | 2%            | 0%       | 2%                        | 0%  |
| Kilise   |         | 1%    | 3%    | 0%    | 1%  | 1%     | 1%     | 1%            | 0%            | 0%       | 1%                        | 2%  |
| Konya  |         | 1%    | 0%    | 0%    | 1%  | 1%     | 1%     | 0%            | 2%            | 1%       | 1%                        | 0%  |
| Evereg   |         | 1%    | 0%    | 1%    | 1%  | 1%     | 1%     | 1%            | 0%            | 1%       | 1%                        | 0%  |
| Cairo  |         | 1%    | 0%    | 1%    | 1%  | 1%     | 1%     | 0%            | 1%            | 1%       | 1%                        | 0%  |
| Yozgat   |         | 1%    | 3%    | 1%    | 0%  | 1%     | 1%     | 0%            | 0%            | 1%       | 0%                        | 2%  |
| Nakhijevan   |         | 1%    | 1%    | 1%    | 1%  | 0%     | 1%     | 0%            | 0%            | 1%       | 0%                        | 1%  |
| Lori   |         | 1%    | 3%    | 1%    | 0%  | 1%     | 1%     | 0%            | 1%            | 0%       | 1%                        | 1%  |
| Armenian schools   |         | 1%    | 0%    | 1%    | 0%  | 1%     | 1%     | 0%            | 1%            | 1%       | 0%                        | 1%  |
| Tehran   |         | 1%    | 0%    | 0%    | 1%  | 0%     | 1%     | 0%            | 2%            | 0%       | 1%                        | 1%  |
| Eastern Turkey   |         | 1%    | 0%    | 0%    | 1%  | 1%     | 1%     | 0%            | 0%            | 1%       | 0%                        | 0%  |
| Los Angeles  |         | 1%    | 0%    | 1%    | 1%  | 1%     | 1%     | 0%            | 1%            | 0%       | 1%                        | 0%  |
| Ejmiatsin  |         | 1%    | 0%    | 1%    | 0%  | 1%     | 1%     | 0%            | 2%            | 1%       | 1%                        | 0%  |
| France   |         | 0%    | 1%    | 0%    | 0%  | 1%     | 0%     | 1%            | 0%            | 1%       | 1%                        | 1%  |
| Zeytun   |         | 0%    | 0%    | 1%    | 0%  | 1%     | 0%     | 1%            | 0%            | 1%       | 0%                        | 1%  |
| Sis  |         | 0%    | 0%    | 1%    | 0%  | 1%     | 0%     | 1%            | 0%            | 1%       | 1%                        | 0%  |
| Ani  |         | 0%    | 0%    | 1%    | 0%  | 0%     | 1%     | 1%            | 2%            | 0%       | 0%                        | 1%  |
| Iraq   |         | 0%    | 1%    | 0%    | 0%  | 1%     | 0%     | 1%            | 0%            | 1%       | 1%                        | 0%  |
| Bursa  |         | 0%    | 0%    | 1%    | 0%  | 1%     | 0%     | 1%            | 0%            | 0%       | 0%                        | 1%  |
| Venice   |         | 0%    | 0%    | 1%    | 0%  | 0%     | 0%     | 1%            | 0%            | 1%       | 0%                        | 1%  |
| Keghi  |         | 0%    | 0%    | 0%    | 0%  | 1%     | 0%     | 1%            | 0%            | 0%       | 0%                        | 3%  |
| Nicosia  |         | 0%    | 0%    | 1%    | 0%  | 1%     | 1%     | 0%            | 0%            | 0%       | 1%                        | 1%  |
| Amasya   |         | 0%    | 0%    | 0%    | 0%  | 1%     | 1%     | 0%            | 0%            | 0%       | 1%                        | 0%  |
| Shushi   |         | 0%    | 3%    | 0%    | 0%  | 0%     | 1%     | 0%            | 0%            | 0%       | 0%                        | 2%  |
| Bulgaria   |         | 0%    | 1%    | 0%    | 0%  | 0%     | 0%     | 1%            | 0%            | 0%       | 1%                        | 0%  |
| Kessab   |         | 0%    | 0%    | 0%    | 1%  | 0%     | 1%     | 0%            | 0%            | 0%       | 1%                        | 0%  |
| Javakheti  |         | 0%    | 0%    | 0%    | 0%  | 0%     | 1%     | 0%            | 2%            | 0%       | 0%                        | 0%  |
| Garni  |         | 0%    | 0%    | 1%    | 1%  | 0%     | 0%     | 0%            | 0%            | 0%       | 1%                        | 0%  |
| Sevan  |         | 0%    | 0%    | 0%    | 1%  | 0%     | 0%     | 0%            | 2%            | 0%       | 0%                        | 1%  |
| Taron  |         | 0%    | 0%    | 1%    | 0%  | 0%     | 0%     | 0%            | 2%            | 0%       | 1%                        | 0%  |
| Scarborough  |         | 0%    | 1%    | 1%    | 0%  | 0%     | 0%     | 1%            | 0%            | 0%       | 0%                        | 1%  |
| Massachusetts  |         | 0%    | 0%    | 1%    | 0%  | 0%     | 0%     | 1%            | 0%            | 1%       | 0%                        | 0%  |
| Jordan   |         | 0%    | 0%    | 0%    | 0%  | 1%     | 0%     | 1%            | 0%            | 1%       | 0%                        | 0%  |
| Glendale   |         | 0%    | 0%    | 1%    | 0%  | 0%     | 1%     | 0%            | 0%            | 0%       | 1%                        | 0%  |
| Isfahan  |         | 0%    | 0%    | 1%    | 0%  | 0%     | 1%     | 0%            | 0%            | 0%       | 1%                        | 0%  |
| Karmunj  |         | 0%    | 0%    | 1%    | 0%  | 0%     | 1%     | 0%            | 0%            | 0%       | 1%                        | 0%  |
| Europe   |         | 0%    | 0%    | 0%    | 0%  | 0%     | 0%     | 0%            | 0%            | 0%       | 0%                        | 2%  |
| Baghdad  |         | 0%    | 0%    | 0%    | 0%  | 0%     | 0%     | 0%            | 2%            | 0%       | 0%                        | 0%  |

Question 4. Can you share the geographic locations that you consider part of your identity as an Armenian? - Total mentions.

| Question 4. Can you share the geographic locations that you consider part of your identity as an Armenian? - Total mentions. | Country |           | Region  |       |      |       | Age   |       |      |      | Gender |      | First Arrived |                           |
|--|---------|-----------|---------|-------|------|-------|-------|-------|------|------|--------|------|---------------|---------------------------|
|  | US      | Northeast | Midwest | South | West | 18-24 | 25-34 | 35-54 | 55+  | Male | Female | You  | A parent      | Grandparent / Earlier gen |
| All answering  | 5652    | 1288      | 485     | 298   | 3581 | 650   | 1011  | 1769  | 1968 | 2654 | 2744   | 1666 | 1794          | 1985                      |
| BASE   | 27%     | 24%       | 24%     | 19%   | 29%  | 21%   | 29%   | 30%   | 26%  | 27%  | 27%    | 34%  | 27%           | 21%                       |
| Republic of Armenia  | 16%     | 12%       | 17%     | 20%   | 16%  | 24%   | 21%   | 18%   | 9%   | 16%  | 16%    | 20%  | 18%           | 11%                       |
| Yerevan  | 12%     | 2%        | 3%      | 6%    | 17%  | 14%   | 16%   | 12%   | 9%   | 11%  | 12%    | 9%   | 16%           | 11%                       |
| Los Angeles  | 9%      | 2%        | 3%      | 4%    | 12%  | 13%   | 15%   | 8%    | 5%   | 8%   | 9%     | 9%   | 12%           | 7%                        |
| Glendale   | 8%      | 8%        | 4%      | 7%    | 8%   | 8%    | 5%    | 7%    | 9%   | 7%   | 8%     | 12%  | 8%            | 4%                        |
| Lebanon  | 6%      | 4%        | 8%      | 6%    | 6%   | 9%    | 7%    | 7%    | 3%   | 7%   | 5%     | 8%   | 7%            | 4%                        |
| Artsakh  | 6%      | 7%        | 5%      | 4%    | 5%   | 3%    | 3%    | 5%    | 9%   | 6%   | 6%     | 9%   | 5%            | 4%                        |
| USA  | 5%      | 1%        | 1%      | 4%    | 8%   | 4%    | 4%    | 5%    | 7%   | 5%   | 6%     | 5%   | 6%            | 6%                        |
| California   | 5%      | 5%        | 4%      | 2%    | 5%   | 8%    | 6%    | 4%    | 4%   | 5%   | 5%     | 4%   | 6%            | 4%                        |
| Western Armenia  | 5%      | 6%        | 4%      | 7%    | 4%   | 4%    | 3%    | 3%    | 7%   | 5%   | 5%     | 1%   | 2%            | 10%                       |
| Kharberd   | 4%      | 2%        | 1%      | 3%    | 6%   | 5%    | 3%    | 4%    | 5%   | 4%   | 5%     | 6%   | 5%            | 2%                        |
| Iran   | 4%      | 7%        | 4%      | 5%    | 3%   | 3%    | 3%    | 4%    | 5%   | 4%   | 4%     | 4%   | 5%            | 4%                        |
| Istanbul   | 4%      | 4%        | 3%      | 5%    | 4%   | 2%    | 3%    | 4%    | 5%   | 4%   | 4%     | 5%   | 5%            | 3%                        |
| Beirut   | 4%      | 11%       | 2%      | 5%    | 1%   | 3%    | 3%    | 3%    | 5%   | 4%   | 4%     | 2%   | 4%            | 6%                        |
| New York   | 4%      | 3%        | 4%      | 4%    | 4%   | 2%    | 5%    | 4%    | 3%   | 4%   | 4%     | 3%   | 3%            | 5%                        |
| Van  | 3%      | 0%        | 1%      | 1%    | 5%   | 1%    | 2%    | 2%    | 5%   | 4%   | 3%     | 1%   | 2%            | 7%                        |
| Fresno   | 3%      | 3%        | 2%      | 3%    | 3%   | 3%    | 2%    | 3%    | 3%   | 3%   | 3%     | 2%   | 3%            | 3%                        |
| Gaziantep  | 3%      | 2%        | 1%      | 3%    | 3%   | 2%    | 2%    | 3%    | 3%   | 3%   | 2%     | 2%   | 3%            | 2%                        |
| Aleppo   | 2%      | 2%        | 3%      | 1%    | 2%   | 2%    | 3%    | 2%    | 2%   | 2%   | 2%     | 2%   | 2%            | 3%                        |
| Historic Armenia   | 2%      | 3%        | 7%      | 2%    | 1%   | 2%    | 2%    | 2%    | 3%   | 2%   | 3%     | 1%   | 2%            | 4%                        |
| Sivas  | 2%      | 7%        | 1%      | 2%    | 1%   | 1%    | 2%    | 2%    | 3%   | 2%   | 2%     | 1%   | 2%            | 4%                        |
| Watertown  | 2%      | 4%        | 2%      | 2%    | 2%   | 1%    | 1%    | 3%    | 3%   | 2%   | 2%     | 2%   | 2%            | 3%                        |
| Turkey   | 2%      | 3%        | 2%      | 0%    | 2%   | 3%    | 2%    | 2%    | 2%   | 2%   | 2%     | 2%   | 2%            | 2%                        |
| Syria  | 2%      | 1%        | 1%      | 2%    | 3%   | 6%    | 3%    | 2%    | 1%   | 2%   | 2%     | 3%   | 3%            | 1%                        |
| Gyumri   | 2%      | 2%        | 1%      | 2%    | 2%   | 2%    | 2%    | 2%    | 2%   | 2%   | 2%     | 1%   | 3%            | 2%                        |
| Marash   | 2%      | 1%        | 13%     | 2%    | 1%   | 2%    | 2%    | 2%    | 2%   | 2%   | 2%     | 0%   | 1%            | 4%                        |
| Detroit  | 2%      | 1%        | 1%      | 1%    | 2%   | 2%    | 3%    | 2%    | 1%   | 2%   | 2%     | 3%   | 2%            | 1%                        |
| Tehran   | 2%      | 3%        | 3%      | 2%    | 1%   | 2%    | 2%    | 2%    | 2%   | 2%   | 2%     | 1%   | 2%            | 2%                        |
| Kayseri  | 2%      | 5%        | 2%      | 2%    | 1%   | 0%    | 1%    | 2%    | 3%   | 2%   | 2%     | 1%   | 2%            | 3%                        |
| Boston   | 2%      | 3%        | 1%      | 2%    | 2%   | 2%    | 2%    | 2%    | 2%   | 2%   | 2%     | 1%   | 2%            | 3%                        |
| Tigranakert  | 2%      | 1%        | 1%      | 3%    | 2%   | 2%    | 2%    | 2%    | 2%   | 3%   | 1%     | 2%   | 2%            | 1%                        |
| Cilicia  | 2%      | 1%        | 3%      | 1%    | 2%   | 2%    | 2%    | 2%    | 1%   | 2%   | 1%     | 2%   | 2%            | 2%                        |
| Ararat   | 2%      | 5%        | 1%      | 0%    | 1%   | 1%    | 1%    | 2%    | 2%   | 1%   | 2%     | 1%   | 2%            | 2%                        |
| New Jersey   | 1%      | 0%        | 0%      | 1%    | 2%   | 3%    | 2%    | 1%    | 1%   | 1%   | 2%     | 1%   | 2%            | 1%                        |
| Pasadena   | 1%      | 1%        | 1%      | 0%    | 2%   | 1%    | 1%    | 2%    | 1%   | 2%   | 1%     | 1%   | 2%            | 1%                        |
| Urfa   | 1%      | 3%        | 1%      | 2%    | 0%   | 2%    | 1%    | 1%    | 2%   | 1%   | 1%     | 0%   | 1%            | 3%                        |
| Massachusetts  | 1%      | 1%        | 1%      | 1%    | 1%   | 1%    | 1%    | 1%    | 2%   | 1%   | 1%     | 1%   | 1%            | 2%                        |
| Erzurum  | 1%      | 1%        | 1%      | 1%    | 1%   | 0%    | 2%    | 1%    | 1%   | 1%   | 1%     | 1%   | 1%            | 1%                        |
| Adana  | 1%      | 2%        | 0%      | 2%    | 1%   | 1%    | 1%    | 1%    | 1%   | 1%   | 1%     | 1%   | 1%            | 1%                        |
| Eastern Turkey   | 1%      | 0%        | 0%      | 0%    | 1%   | 0%    | 0%    | 1%    | 2%   | 1%   | 1%     | 1%   | 1%            | 1%                        |
| San Francisco  | 1%      | 2%        | 2%      | 1%    | 1%   | 1%    | 1%    | 0%    | 1%   | 1%   | 1%     | 1%   | 1%            | 1%                        |
| Armenian Church  | 1%      | 0%        | 2%      | 0%    | 1%   | 1%    | 1%    | 1%    | 1%   | 1%   | 1%     | 1%   | 1%            | 1%                        |
| Mush   | 1%      | 1%        | 2%      | 1%    | 1%   | 2%    | 1%    | 0%    | 1%   | 1%   | 1%     | 1%   | 0%            | 2%                        |
| Malatya  | 1%      | 1%        | 0%      | 0%    | 1%   | 0%    | 1%    | 1%    | 0%   | 1%   | 1%     | 0%   | 1%            | 1%                        |
| Musa Dagh  | 1%      | 1%        | 1%      | 1%    | 1%   | 0%    | 1%    | 1%    | 1%   | 1%   | 1%     | 1%   | 1%            | 1%                        |
| Anatolia   | 1%      | 1%        | 1%      | 1%    | 1%   | 0%    | 1%    | 0%    | 1%   | 1%   | 1%     | 1%   | 1%            | 1%                        |
| Armenian community, not specified  | 1%      | 1%        | 1%      | 1%    | 1%   | 0%    | 1%    | 0%    | 1%   | 1%   | 1%     | 1%   | 1%            | 1%                        |
| Jerusalem  | 1%      | 1%        | 0%      | 1%    | 1%   | 0%    | 0%    | 1%    | 1%   | 1%   | 1%     | 1%   | 1%            | 0%                        |
| Middle East  | 1%      | 2%        | 0%      | 1%    | 0%   | 1%    | 0%    | 1%    | 1%   | 1%   | 1%     | 0%   | 1%            | 1%                        |
| Philadelphia   | 1%      | 1%        | 0%      | 1%    | 1%   | 1%    | 1%    | 1%    | 0%   | 1%   | 0%     | 1%   | 1%            | 0%                        |
| Nakhijevan   | 1%      | 1%        | 1%      | 0%    | 1%   | 1%    | 1%    | 0%    | 1%   | 1%   | 0%     | 1%   | 0%            | 1%                        |
| Bitlis   | 1%      | 0%        | 0%      | 1%    | 1%   | 1%    | 1%    | 0%    | 1%   | 1%   | 1%     | 0%   | 0%            | 1%                        |
| Hachin   | 1%      | 1%        | 1%      | 0%    | 1%   | 1%    | 1%    | 0%    | 1%   | 1%   | 1%     | 1%   | 0%            | 1%                        |
| Yozgat   | 1%      | 1%        | 0%      | 0%    | 1%   | 0%    | 1%    | 0%    | 1%   | 1%   | 1%     | 1%   | 0%            | 1%                        |
| Kessab   | 1%      | 0%        | 0%      | 0%    | 1%   | 1%    | 1%    | 1%    | 1%   | 0%   | 1%     | 1%   | 1%            | 1%                        |
| Zeytun   | 1%      | 0%        | 1%      | 0%    | 1%   | 1%    | 1%    | 1%    | 0%   | 1%   | 1%     | 0%   | 1%            | 0%                        |
| Kars   | 1%      | 1%        | 0%      | 1%    | 1%   | 1%    | 1%    | 0%    | 1%   | 1%   | 1%     | 1%   | 1%            | 0%                        |
| Arabkir  | 1%      | 0%        | 5%      | 0%    | 0%   | 0%    | 1%    | 0%    | 1%   | 0%   | 1%     | 0%   | 1%            | 1%                        |
| Michigan   | 1%      | 0%        | 0%      | 0%    | 1%   | 1%    | 1%    | 0%    | 0%   | 1%   | 1%     | 0%   | 1%            | 0%                        |
| Burbank  | 1%      | 1%        | 1%      | 1%    | 0%   | 1%    | 0%    | 0%    | 1%   | 1%   | 1%     | 0%   | 1%            | 1%                        |
| Elazig   | 1%      | 1%        | 0%      | 2%    | 0%   | 0%    | 0%    | 1%    | 1%   | 1%   | 1%     | 0%   | 0%            | 1%                        |
| Worcester  | 1%      | 1%        | 0%      | 0%    | 1%   | 0%    | 0%    | 0%    | 1%   | 1%   | 1%     | 0%   | 0%            | 1%                        |
| Izmir  | 1%      | 1%        | 1%      | 1%    | 1%   | 0%    | 0%    | 0%    | 1%   | 1%   | 0%     | 0%   | 1%            | 1%                        |
| Syunik   | 1%      | 0%        | 0%      | 0%    | 1%   | 1%    | 1%    | 0%    | 1%   | 1%   | 1%     | 1%   | 1%            | 0%                        |
| Ejmiatsin  | 1%      | 0%        | 0%      | 0%    | 1%   | 1%    | 1%    | 0%    | 0%   | 1%   | 0%     | 0%   | 1%            | 0%                        |
| Vanadzor   | 1%      | 0%        | 0%      | 0%    | 1%   | 1%    | 1%    | 1%    | 0%   | 1%   | 0%     | 1%   | 1%            | 0%                        |
| Baku   | 0%      | 0%        | 1%      | 0%    | 0%   | 0%    | 1%    | 1%    | 0%   | 1%   | 0%     | 1%   | 0%            | 0%                        |
| Russia   | 0%      | 1%        | 0%      | 1%    | 1%   | 0%    | 1%    | 0%    | 1%   | 0%   | 0%     | 1%   | 0%            | 0%                        |
| Washington   | 0%      | 0%        | 0%      | 1%    | 1%   | 0%    | 1%    | 0%    | 0%   | 0%   | 1%     | 0%   | 1%            | 1%                        |
| Bourj Hammoud  | 0%      | 0%        | 1%      | 1%    | 0%   | 0%    | 0%    | 0%    | 1%   | 0%   | 0%     | 1%   | 1%            | 0%                        |
| Evereg   | 0%      | 0%        | 0%      | 0%    | 1%   | 0%    | 0%    | 1%    | 0%   | 1%   | 1%     | 0%   | 0%            | 1%                        |
| Anjar  | 0%      | 1%        | 0%      | 1%    | 0%   | 0%    | 0%    | 0%    | 1%   | 0%   | 1%     | 1%   | 0%            | 0%                        |
| Egypt  | 0%      | 0%        | 1%      | 1%    | 0%   | 0%    | 0%    | 0%    | 1%   | 0%   | 1%     | 1%   | 0%            | 0%                        |
| Iraq   | 0%      | 1%        | 1%      | 0%    | 0%   | 0%    | 1%    | 0%    | 0%   | 1%   | 1%     | 1%   | 0%            | 1%                        |
| Sasun  | 0%      | 0%        | 0%      | 1%    | 1%   | 1%    | 1%    | 0%    | 0%   | 0%   | 1%     | 0%   | 1%            | 0%                        |
| Sis  | 0%      | 0%        | 0%      | 0%    | 1%   | 1%    | 0%    | 0%    | 0%   | 0%   | 1%     | 0%   | 1%            | 0%                        |
| Eastern Armenia  | 0%      | 0%        | 0%      | 0%    | 1%   | 1%    | 0%    | 1%    | 0%   | 0%   | 1%     | 1%   | 0%            | 0%                        |
| Lori   | 0%      | 0%        | 0%      | 1%    | 0%   | 0%    | 0%    | 1%    | 0%   | 0%   | 0%     | 1%   | 0%            | 0%                        |
| Canada   | 0%      | 0%        | 0%      | 1%    | 0%   | 0%    | 0%    | 0%    | 0%   | 1%   | 0%     | 1%   | 0%            | 0%                        |
| Gurun  | 0%      | 0%        | 0%      | 0%    | 0%   | 0%    | 0%    | 1%    | 0%   | 1%   | 0%     | 0%   | 0%            | 0%                        |
| Cyprus   | 0%      | 0%        | 0%      | 2%    | 0%   | 1%    | 0%    | 0%    | 0%   | 0%   | 0%     | 0%   | 0%            | 1%                        |

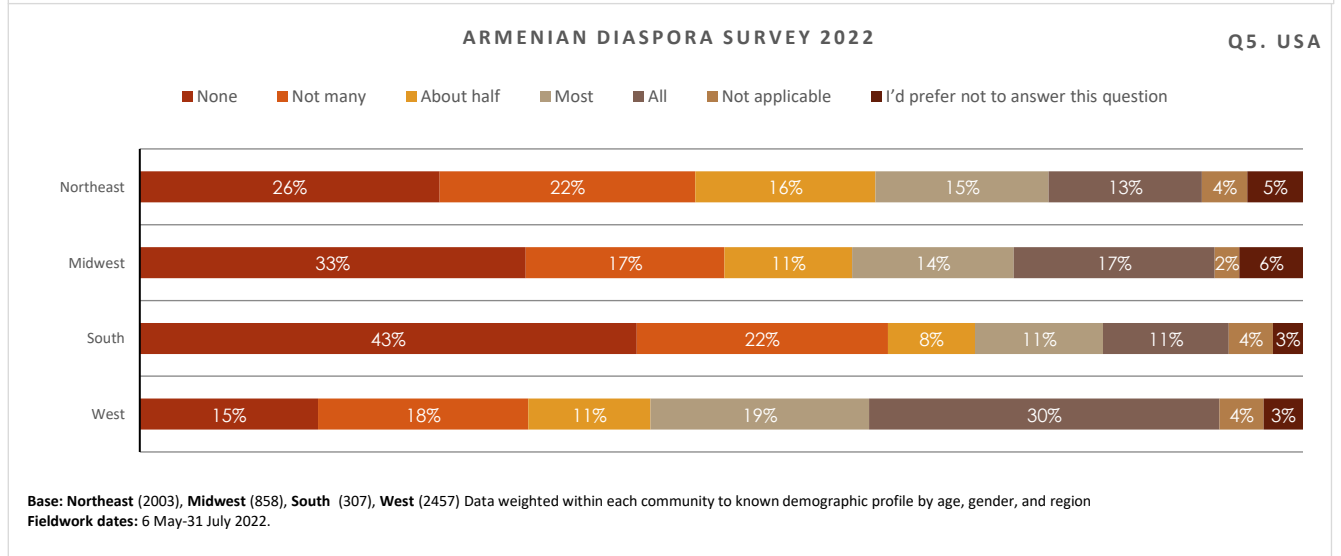
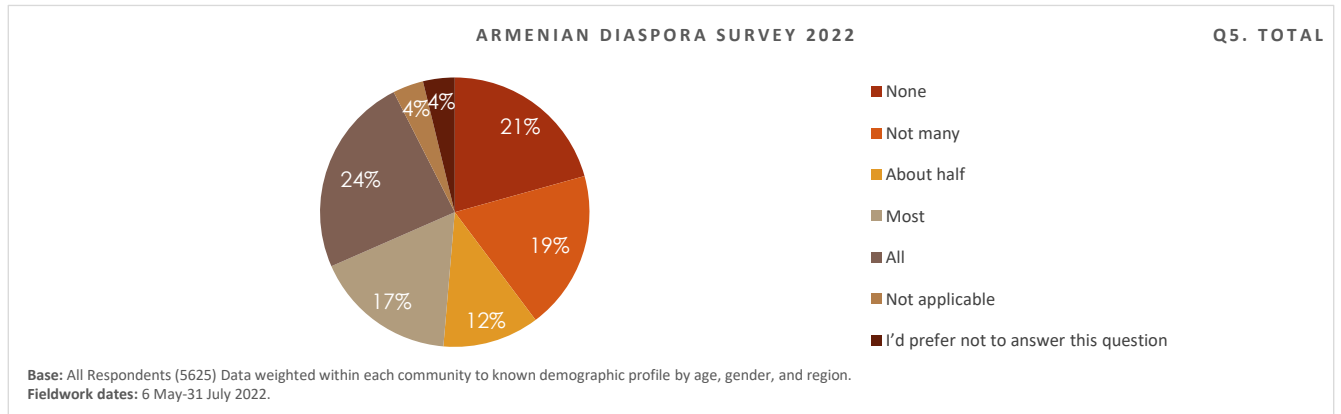
Question 5. Approximately what proportion of your romantic partners are/have been Armenian?



| Question 5. Approximately what proportion of your romantic partners are/have been Armenian? | Community |         | Age   |       |       |     | Gender |        |
|---|-----------|---------|-------|-------|-------|-----|--------|--------|
|   | US        | Ontario | 18-24 | 25-34 | 35-54 | 55+ | Male   | Female |
| All answering   |           |         |       |       |       |     |        |        |
| BASE  | 5625      | 855     | 55    | 106   | 299   | 339 | 379    | 428    |
|   | %         | %       | %     | %     | %     | %   | %      | %      |
| None  | 21        | 14      | 26    | 17    | 12    | 10  | 14     | 13     |
| Not many  | 19        | 14      | 5     | 16    | 17    | 11  | 16     | 11     |
| About half  | 12        | 11      | 4     | 12    | 16    | 9   | 13     | 10     |
| Most  | 17        | 17      | 12    | 17    | 19    | 18  | 17     | 18     |
| All   | 24        | 34      | 26    | 28    | 29    | 42  | 30     | 37     |
| Not applicable  | 4         | 7       | 25    | 4     | 4     | 6   | 6      | 8      |
| I'd prefer not to answer this question  | 4         | 4       | 1     | 6     | 4     | 4   | 3      | 4      |

| Question 5. Approximately what proportion of your romantic partners are/have been Armenian? | Community |         | First Arrived |          |                           |
|---|-----------|---------|---------------|----------|---------------------------|
|   | US        | Ontario | You           | A parent | Grandparent / Earlier gen |
| All answering   |           |         |               |          |                           |
| BASE  | 5625      | 855     | 420           | 273      | 118                       |
|   | %         | %       | %             | %        | %                         |
| None  | 21        | 14      | 5             | 19       | 28                        |
| Not many  | 19        | 14      | 12            | 18       | 7                         |
| About half  | 12        | 11      | 8             | 16       | 14                        |
| Most  | 17        | 17      | 19            | 17       | 15                        |
| All   | 24        | 34      | 46            | 22       | 20                        |
| Not applicable  | 4         | 7       | 7             | 7        | 8                         |
| I'd prefer not to answer this question  | 4         | 4       | 3             | 4        | 8                         |

Question 5. Approximately what proportion of your romantic partners are/have been Armenian?

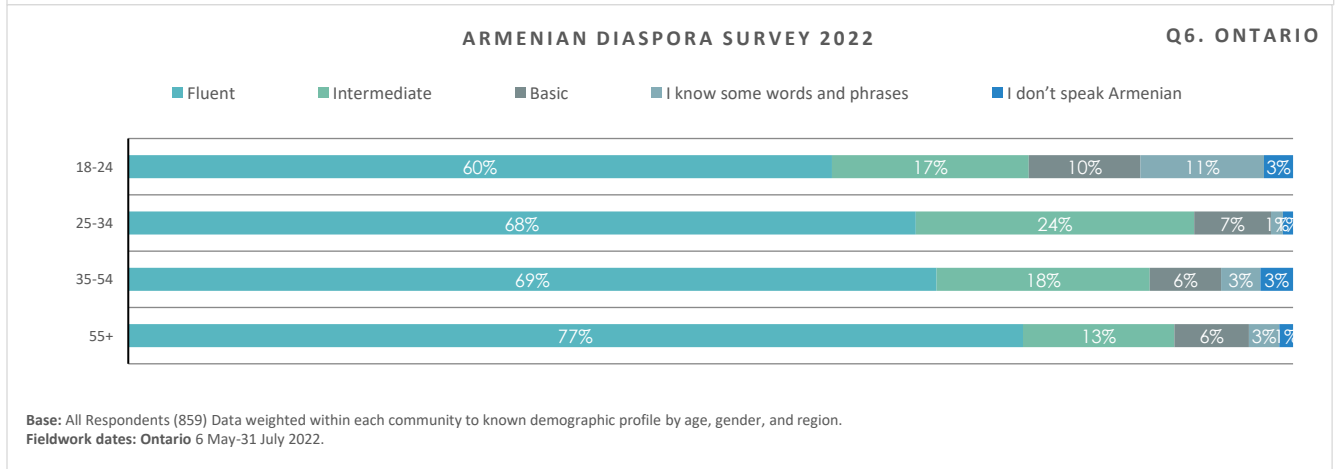
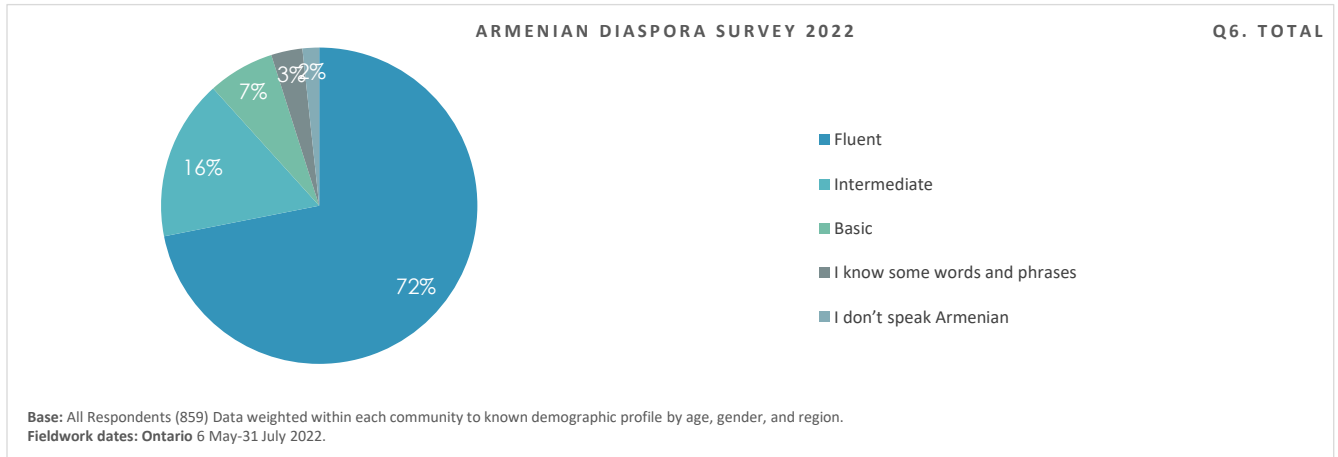


| Question 5. Approximately what proportion of your romantic partners are/have been Armenian? | Community |         | US Regions |         |       |      | Age   |       |       |      |
|---|-----------|---------|------------|---------|-------|------|-------|-------|-------|------|
|   | US        | Ontario | Northeast  | Midwest | South | West | 18-24 | 25-34 | 35-54 | 55+  |
| All answering   | 5625      | 855     | 2003       | 858     | 307   | 2457 | 332   | 738   | 1564  | 2735 |
| BASE  | %         | %       | %          | %       | %     | %    | %     | %     | %     | %    |
| None  | 21        | 14      | 26         | 33      | 43    | 15   | 33    | 29    | 15    | 18   |
| Not many  | 19        | 14      | 22         | 17      | 22    | 18   | 10    | 19    | 22    | 20   |
| About half  | 12        | 11      | 16         | 11      | 8     | 11   | 6     | 12    | 14    | 12   |
| Most  | 17        | 17      | 15         | 14      | 11    | 19   | 7     | 13    | 21    | 19   |
| All   | 24        | 34      | 13         | 17      | 11    | 30   | 23    | 22    | 25    | 25   |
| Not applicable  | 4         | 7       | 4          | 2       | 4     | 4    | 16    | 3     | 1     | 2    |
| I'd prefer not to answer this question  | 4         | 4       | 5          | 6       | 3     | 3    | 6     | 2     | 3     | 5    |

| Question 5. Approximately what proportion of your romantic partners are/have been Armenian? | Community |         | Gender |        | First Arrived |          |                           |
|---|-----------|---------|--------|--------|---------------|----------|---------------------------|
|   | US        | Ontario | Male   | Female | You           | A parent | Grandparent / Earlier gen |
| All answering   | 5625      | 855     | 2337   | 3043   | 1643          | 1570     | 2212                      |
| BASE  | %         | %       | %      | %      | %             | %        | %                         |
| None  | 21        | 14      | 19     | 22     | 10            | 21       | 31                        |
| Not many  | 19        | 14      | 21     | 17     | 16            | 19       | 22                        |
| About half  | 12        | 11      | 13     | 11     | 10            | 12       | 13                        |
| Most  | 17        | 17      | 20     | 15     | 22            | 16       | 14                        |
| All   | 24        | 34      | 20     | 28     | 37            | 23       | 14                        |
| Not applicable  | 4         | 7       | 4      | 4      | 3             | 5        | 4                         |
| I'd prefer not to answer this question  | 4         | 4       | 4      | 3      | 4             | 4        | 4                         |



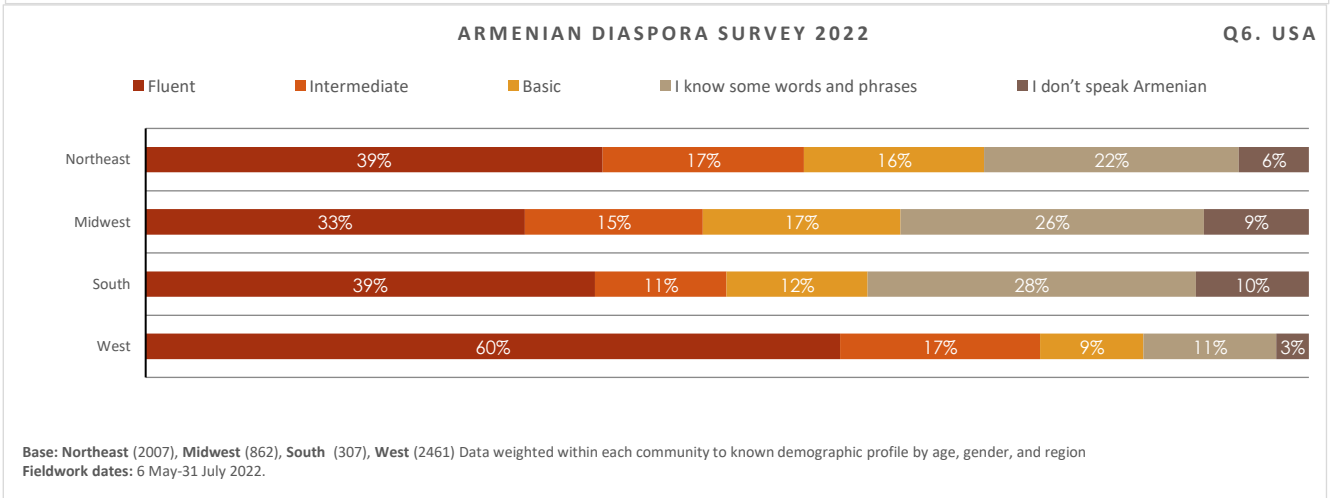
Question 6. How would you assess your fluency in speaking Armenian?



| Question 6. How would you assess your fluency in speaking Armenian? | Community |         | Age   |       |       |     | Gender |        |
|---|-----------|---------|-------|-------|-------|-----|--------|--------|
|   | US        | Ontario | 18-24 | 25-34 | 35-54 | 55+ | Male   | Female |
| All answering   | 5637      | 859     | 55    | 106   | 302   | 340 | 380    | 431    |
| BASE  | %         | %       | %     | %     | %     | %   | %      | %      |
| Fluent  | 52        | 72      | 60    | 68    | 69    | 77  | 70     | 73     |
| Intermediate  | 17        | 16      | 17    | 24    | 18    | 13  | 18     | 16     |
| Basic   | 11        | 7       | 10    | 7     | 6     | 6   | 6      | 8      |
| I know some words and phrases                                       | 16        | 3       | 11    | 1     | 3     | 3   | 4      | 3      |
| I don't speak Armenian  | 4         | 2       | 3     | 1     | 3     | 1   | 2      | 1      |

| Question 6. How would you assess your fluency in speaking Armenian? | Community |         | First Arrived |          |                           |
|---|-----------|---------|---------------|----------|---------------------------|
|   | US        | Ontario | You           | A parent | Grandparent / Earlier gen |
| All answering   | 5637      | 859     | 423           | 273      | 119                       |
| BASE  | %         | %       | %             | %        | %                         |
| Fluent  | 52        | 72      | 83            | 64       | 51                        |
| Intermediate  | 17        | 16      | 12            | 21       | 24                        |
| Basic   | 11        | 7       | 5             | 9        | 10                        |
| I know some words and phrases                                       | 16        | 3       | 1             | 4        | 11                        |
| I don't speak Armenian  | 4         | 2       | 1             | 2        | 5                         |

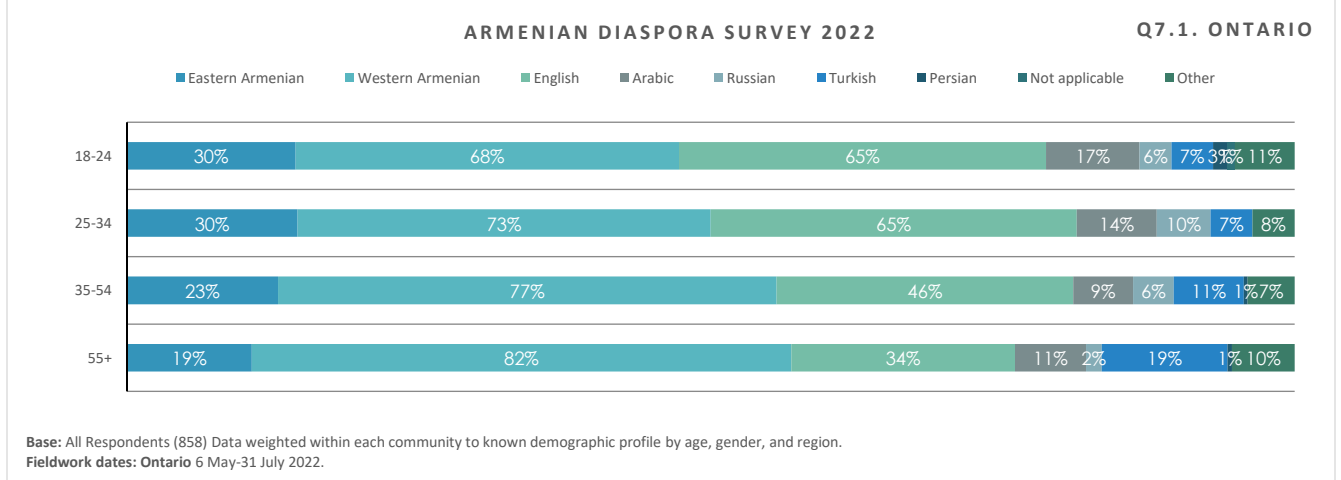
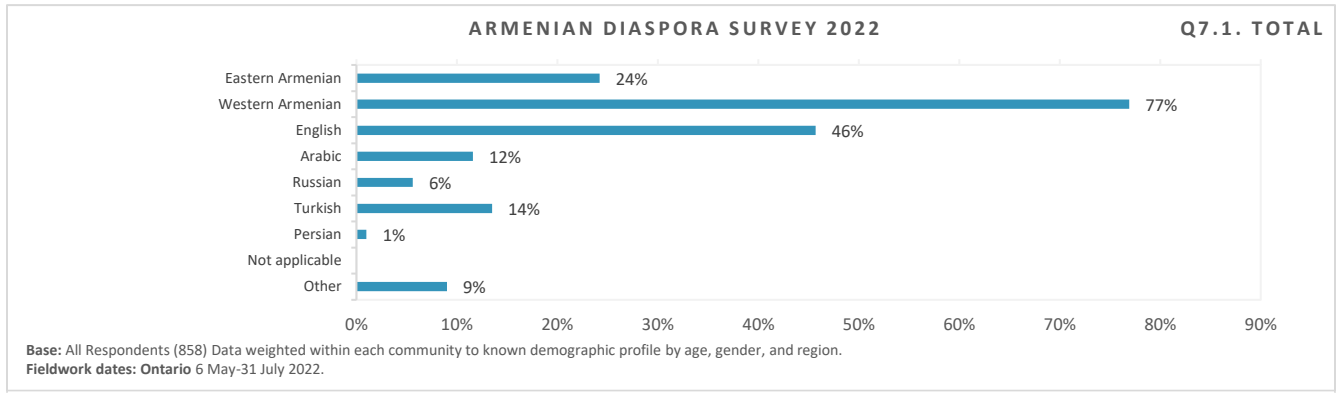
Question 6. How would you assess your fluency in speaking Armenian?



| Question 6. How would you assess your fluency in speaking Armenian? | Community |         | US Regions |         |       |      | Age   |       |       |      |
|---|-----------|---------|------------|---------|-------|------|-------|-------|-------|------|
|   | US        | Ontario | Northeast  | Midwest | South | West | 18-24 | 25-34 | 35-54 | 55+  |
| All answering   | 5637      | 859     | 2007       | 862     | 307   | 2461 | 331   | 737   | 1566  | 2746 |
| BASE  | %         | %       | %          | %       | %     | %    | %     | %     | %     | %    |
| Fluent  | 52        | 72      | 39         | 33      | 39    | 60   | 40    | 50    | 61    | 48   |
| Intermediate  | 17        | 16      | 17         | 15      | 11    | 17   | 26    | 19    | 15    | 13   |
| Basic   | 11        | 7       | 16         | 17      | 12    | 9    | 12    | 11    | 9     | 13   |
| I know some words and phrases                                       | 16        | 3       | 22         | 26      | 28    | 11   | 16    | 16    | 11    | 21   |
| I don't speak Armenian  | 4         | 2       | 6          | 9       | 10    | 3    | 6     | 5     | 4     | 5    |

| Question 6. How would you assess your fluency in speaking Armenian? | Community |         | Gender |        | First Arrived |          |                           |
|---|-----------|---------|--------|--------|---------------|----------|---------------------------|
|   | US        | Ontario | Male   | Female | You           | A parent | Grandparent / Earlier gen |
| All answering   | 5637      | 859     | 2344   | 3047   | 1649          | 1572     | 2215                      |
| BASE  | %         | %       | %      | %      | %             | %        | %                         |
| Fluent  | 52        | 72      | 53     | 50     | 78            | 54       | 27                        |
| Intermediate  | 17        | 16      | 17     | 16     | 12            | 23       | 15                        |
| Basic   | 11        | 7       | 11     | 12     | 6             | 12       | 15                        |
| I know some words and phrases                                       | 16        | 3       | 15     | 17     | 3             | 9        | 34                        |
| I don't speak Armenian  | 4         | 2       | 4      | 5      | 1             | 2        | 10                        |

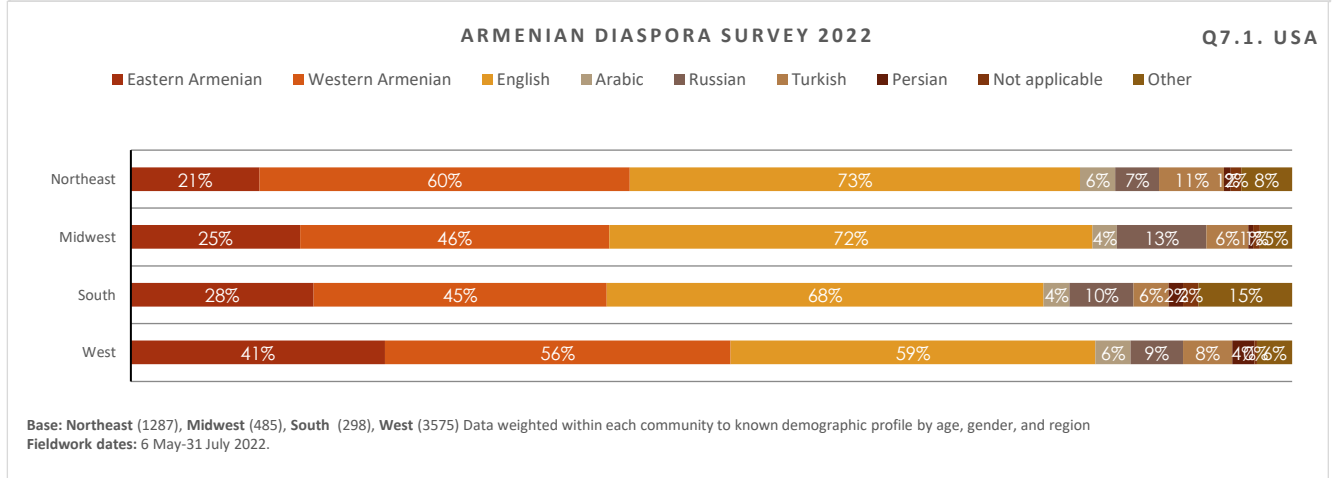
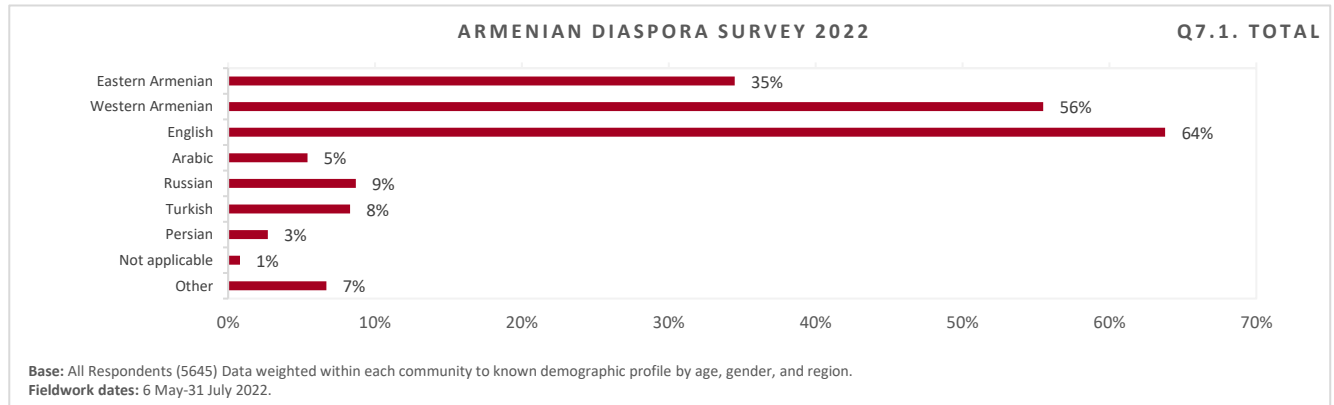
Question 7.1 Which languages do you (or did you) speak with your parents/ grandparents? If you speak (spoke) more than one language, feel free to select more than one. Feel free to add any specific dialects.



| Question 7.1 Which languages do you (or did you) speak with your parents/ grandparents? If you speak (spoke) more than one language, feel free to select more than one. Feel free to add any specific dialects | Community   |            | Age   |       |       |     | Gender |        |
|--|-------------|------------|-------|-------|-------|-----|--------|--------|
|  | US          | Ontario    | 18-24 | 25-34 | 35-54 | 55+ | Male   | Female |
| <b>All answering</b>   | <b>5645</b> | <b>858</b> | 81    | 135   | 259   | 327 | 395    | 416    |
| <b>BASE</b>  | %           | %          | %     | %     | %     | %   | %      | %      |
| Eastern Armenian   | 35          | 24         | 30    | 30    | 23    | 19  | 21     | 26     |
| Western Armenian   | 56          | 77         | 68    | 73    | 77    | 82  | 80     | 75     |
| English  | 64          | 46         | 65    | 65    | 46    | 34  | 46     | 45     |
| Arabic   | 5           | 12         | 17    | 14    | 9     | 11  | 13     | 10     |
| Russian  | 9           | 6          | 6     | 10    | 6     | 2   | 5      | 5      |
| Turkish  | 8           | 14         | 7     | 7     | 11    | 19  | 15     | 12     |
| Persian  | 3           | 1          | 3     | 0     | 1     | 1   | 1      | 1      |
| Not applicable   | 1           | 0          | 1     | 0     | 0     | 0   | 0      | 1      |
| Other  | 7           | 9          | 11    | 8     | 7     | 10  | 8      | 9      |
| <b>NET: ARMENIAN</b>   | <b>82</b>   | <b>94</b>  | 87    | 97    | 93    | 95  | 94     | 94     |

| Question 7.1 Which languages do you (or did you) speak with your parents/ grandparents? If you speak (spoke) more than one language, feel free to select more than one. Feel free to add any specific dialects | Community   |            | First Arrived |          |                           |
|--|-------------|------------|---------------|----------|---------------------------|
|  | US          | Ontario    | You           | A parent | Grandparent / Earlier gen |
| <b>All answering</b>   | <b>5645</b> | <b>858</b> | 406           | 285      | 123                       |
| <b>BASE</b>  | %           | %          | %             | %        | %                         |
| Eastern Armenian   | 35          | 24         | 29            | 20       | 13                        |
| Western Armenian   | 56          | 77         | 76            | 79       | 79                        |
| English  | 64          | 46         | 29            | 61       | 66                        |
| Arabic   | 5           | 12         | 17            | 7        | 6                         |
| Russian  | 9           | 6          | 8             | 3        | 2                         |
| Turkish  | 8           | 14         | 17            | 9        | 10                        |
| Persian  | 3           | 1          | 1             | 1        | 1                         |
| Not applicable   | 1           | 0          | 0             | 0        | 1                         |
| Other  | 7           | 9          | 8             | 10       | 9                         |
| <b>NET: ARMENIAN</b>   | <b>82</b>   | <b>94</b>  | 98            | 92       | 87                        |

Question 7.1 Which languages do you (or did you) speak with your parents/ grandparents? If you speak (spoke) more than one language, feel free to select more than one. Feel free to add any specific dialects.

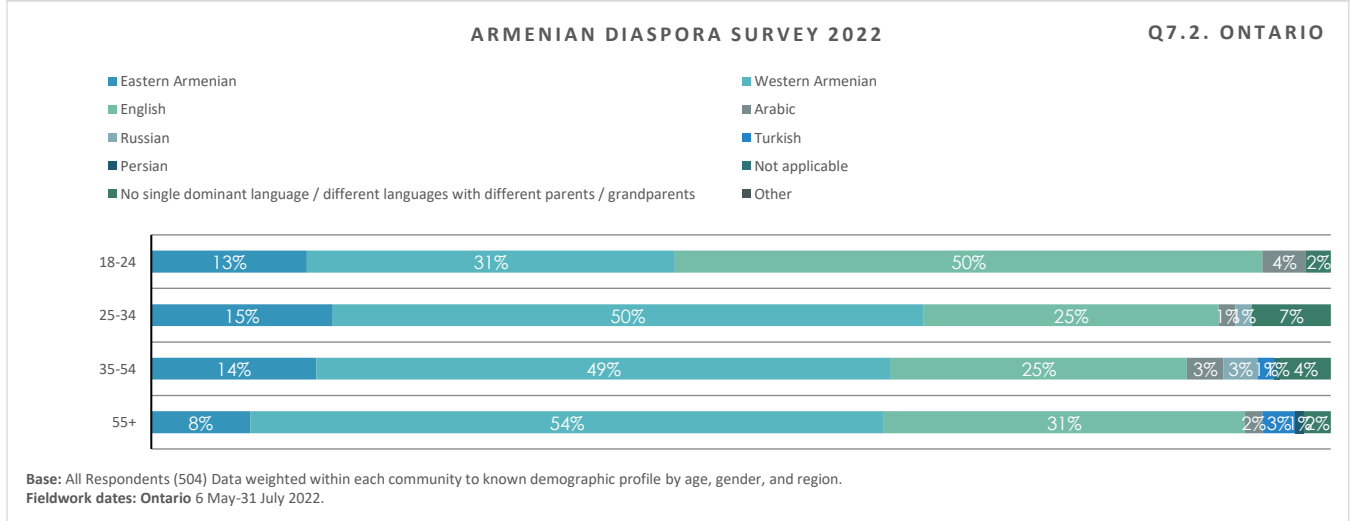
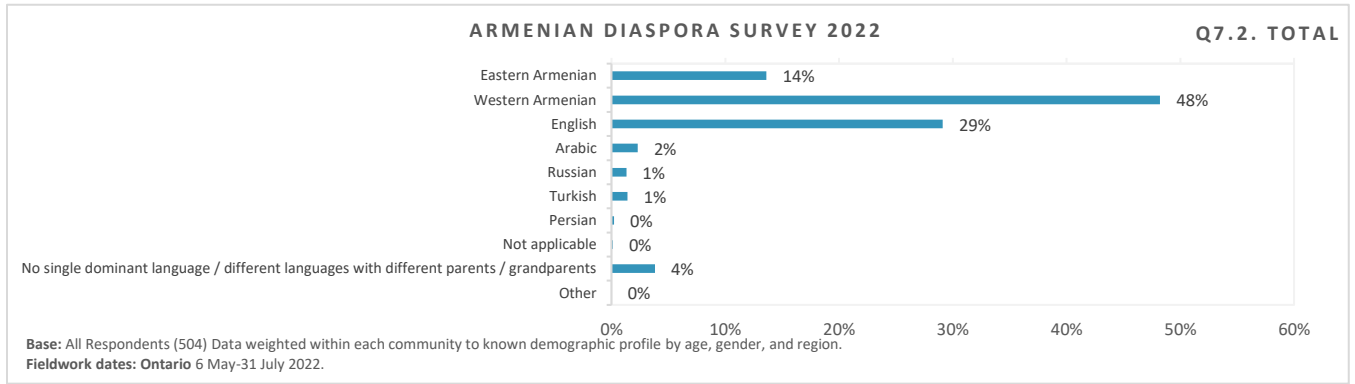


| Question 7.1 Which languages do you (or did you) speak with your parents/ grandparents? If you speak (spoke) more than one language, feel free to select more than one. Feel free to add any specific dialects. | Community |         | US Regions |         |       |      | Age   |       |       |      |
|---|-----------|---------|------------|---------|-------|------|-------|-------|-------|------|
|   | US        | Ontario | Northeast  | Midwest | South | West | 18-24 | 25-34 | 35-54 | 55+  |
| All answering   | 5645      | 858     | 1287       | 485     | 298   | 3575 | 650   | 1011  | 1765  | 1965 |
| BASE  | %         | %       | %          | %       | %     | %    | %     | %     | %     | %    |
| Eastern Armenian  | 35        | 24      | 21         | 25      | 28    | 41   | 47    | 40    | 40    | 22   |
| Western Armenian  | 56        | 77      | 60         | 46      | 45    | 56   | 41    | 49    | 55    | 64   |
| English   | 64        | 46      | 73         | 72      | 68    | 59   | 80    | 72    | 57    | 61   |
| Arabic  | 5         | 12      | 6          | 4       | 4     | 6    | 5     | 5     | 5     | 6    |
| Russian   | 9         | 6       | 7          | 13      | 10    | 9    | 13    | 11    | 10    | 4    |
| Turkish   | 8         | 14      | 11         | 6       | 6     | 8    | 4     | 4     | 8     | 12   |
| Persian   | 3         | 1       | 1          | 1       | 2     | 4    | 2     | 3     | 3     | 3    |
| Not applicable  | 1         | 0       | 2          | 1       | 2     | 0    | 2     | 1     | 0     | 1    |
| Other   | 7         | 9       | 8          | 5       | 15    | 6    | 7     | 5     | 6     | 8    |
| NET: ARMENIAN   | 82        | 94      | 75         | 64      | 68    | 88   | 80    | 80    | 86    | 80   |

| Question 7.1 Which languages do you (or did you) speak with your parents/ grandparents? If you speak (spoke) more than one language, feel free to select more than one. Feel free to add any specific dialects. | Community |         | Gender |        | First Arrived |          |                           |
|---|-----------|---------|--------|--------|---------------|----------|---------------------------|
|   | US        | Ontario | Male   | Female | You           | A parent | Grandparent / Earlier gen |
| All answering   | 5645      | 858     | 2649   | 2743   | 1662          | 1794     | 1983                      |
| BASE  | %         | %       | %      | %      | %             | %        | %                         |
| Eastern Armenian  | 35        | 24      | 33     | 36     | 49            | 39       | 18                        |
| Western Armenian  | 56        | 77      | 58     | 54     | 55            | 62       | 50                        |
| English   | 64        | 46      | 62     | 66     | 36            | 68       | 84                        |
| Arabic  | 5         | 12      | 5      | 5      | 8             | 6        | 3                         |
| Russian   | 9         | 6       | 7      | 10     | 15            | 8        | 3                         |
| Turkish   | 8         | 14      | 9      | 7      | 12            | 8        | 5                         |
| Persian   | 3         | 1       | 3      | 3      | 5             | 2        | 1                         |
| Not applicable  | 1         | 0       | 1      | 1      | 0             | 0        | 2                         |
| Other   | 7         | 9       | 7      | 7      | 8             | 6        | 6                         |
| NET: ARMENIAN   | 82        | 94      | 83     | 81     | 94            | 91       | 62                        |

Question 7.2 If more than one language: And which one is (was) the dominant language in your communication?

Combined 7.1 and 7.2 data, all respondents.

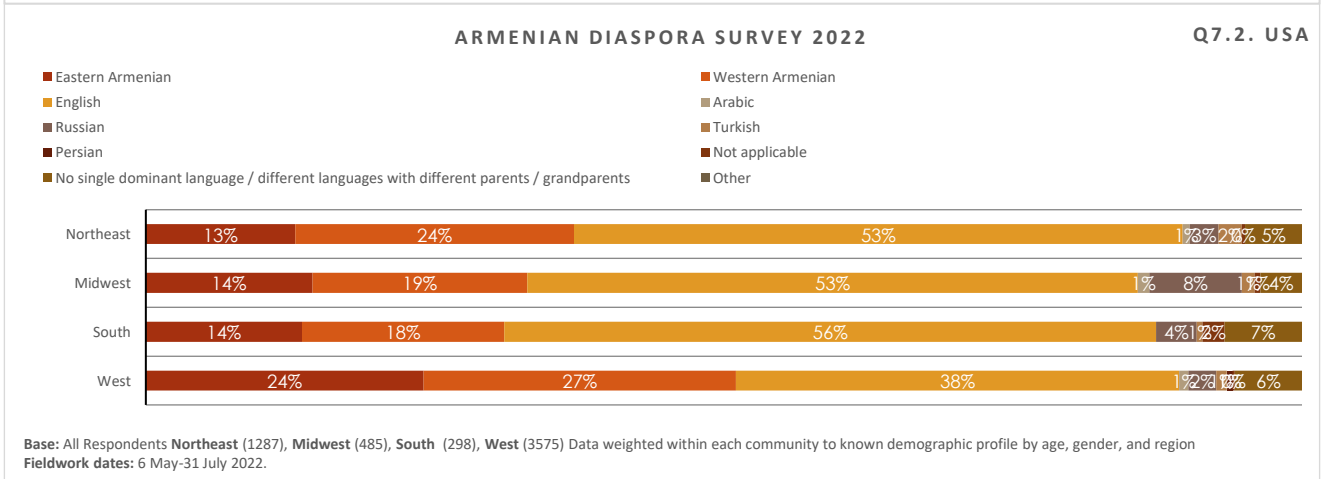
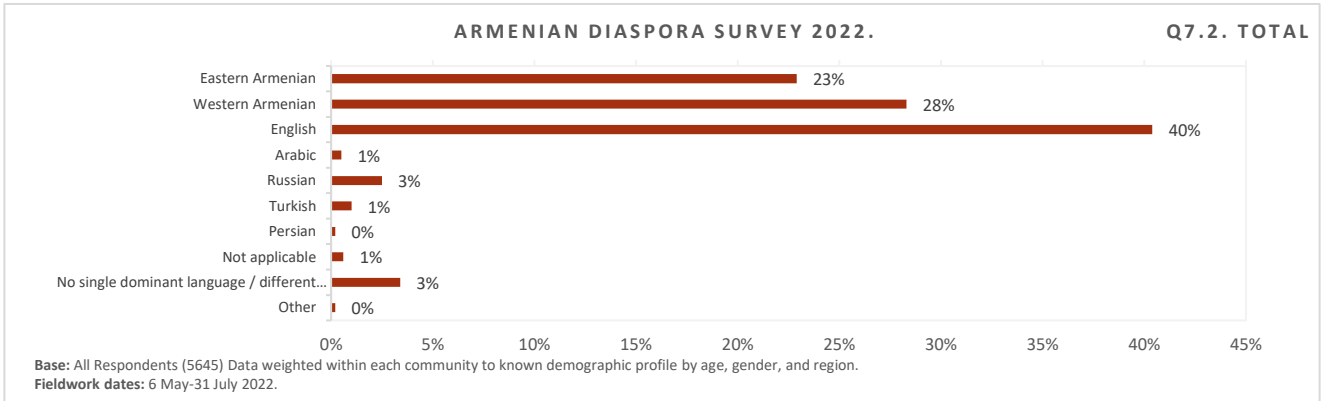


| Question 7.2. If more than one language: And which one is (was) the dominant language in your communication? | Community |         | Age   |       |       |     | Gender |        |
|--|-----------|---------|-------|-------|-------|-----|--------|--------|
|  | US        | Ontario | 18-24 | 25-34 | 35-54 | 55+ | Male   | Female |
| All answering  |           |         |       |       |       |     |        |        |
| BASE   | 3467      | 504     | 54    | 99    | 149   | 169 | 233    | 240    |
|  | %         | %       | %     | %     | %     | %   | %      | %      |
| Eastern Armenian   | 20        | 14      | 13    | 15    | 14    | 8   | 12     | 12     |
| Western Armenian   | 25        | 48      | 31    | 50    | 49    | 54  | 49     | 49     |
| English  | 44        | 29      | 50    | 25    | 25    | 31  | 27     | 32     |
| Arabic   | 1         | 2       | 4     | 1     | 3     | 2   | 4      | 1      |
| Russian  | 3         | 1       | 0     | 1     | 3     | 0   | 2      | 1      |
| Turkish  | 1         | 1       | 0     | 0     | 1     | 3   | 2      | 1      |
| Persian  | 0         | 0       | 0     | 0     | 0     | 1   | 0      | 1      |
| Not applicable   | 0         | 0       | 0     | 0     | 1     | 0   | 0      | 0      |
| No single dominant language / different languages with different parents / grandparents                      | 6         | 4       | 2     | 7     | 4     | 2   | 4      | 4      |
| Other  | 0         | 0       | 0     | 0     | 0     | 0   | 0      | 0      |
| NET: ARMENIAN  | 45        | 62      | 44    | 66    | 63    | 62  | 61     | 61     |

| Question 7.2. If more than one language: And which one is (was) the dominant language in your communication? | Community |         | First Arrived |          |                           |
|--|-----------|---------|---------------|----------|---------------------------|
|  | US        | Ontario | You           | A parent | Grandparent / Earlier gen |
| All answering  |           |         |               |          |                           |
| BASE   | 3467      | 504     | 200           | 186      | 88                        |
|  | %         | %       | %             | %        | %                         |
| Eastern Armenian   | 20        | 14      | 15            | 13       | 6                         |
| Western Armenian   | 25        | 48      | 52            | 46       | 47                        |
| English  | 44        | 29      | 21            | 35       | 41                        |
| Arabic   | 1         | 2       | 3             | 2        | 1                         |
| Russian  | 3         | 1       | 3             | 0        | 0                         |
| Turkish  | 1         | 1       | 3             | 0        | 0                         |
| Persian  | 0         | 0       | 1             | 0        | 0                         |
| Not applicable   | 0         | 0       | 0             | 0        | 0                         |
| No single dominant language / different languages with different parents / grandparents                      | 6         | 4       | 3             | 4        | 6                         |
| Other  | 0         | 0       | 0             | 0        | 0                         |
| NET: ARMENIAN  | 45        | 62      | 67            | 59       | 53                        |

Question 7.2 If more than one language: And which one is (was) the dominant language in your communication?

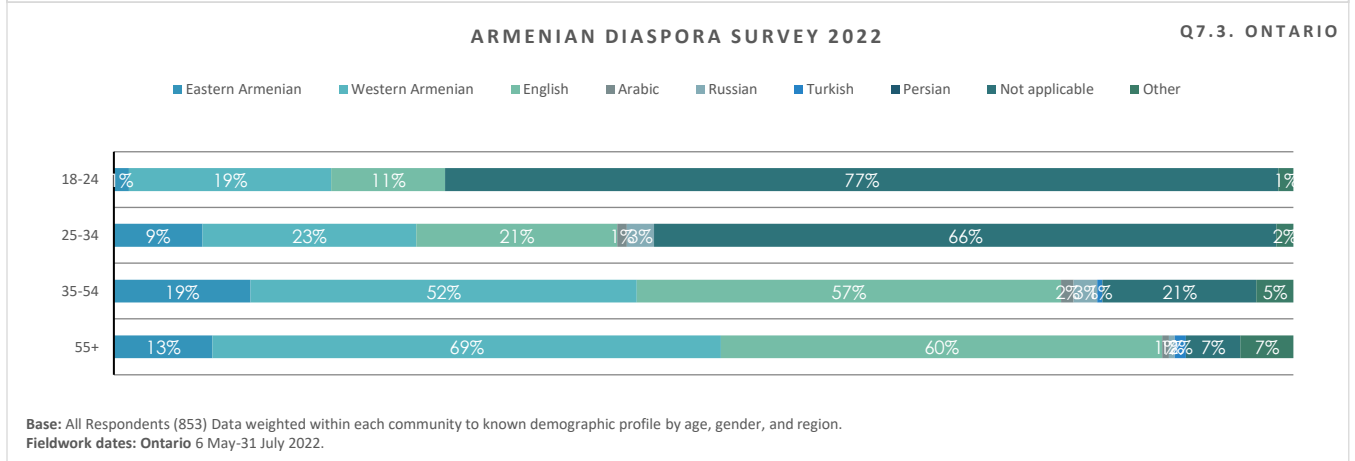
Combined 7.1 and 7.2 data, all respondents.



| Question 7.2. If more than one language: And which one is (was) the dominant language in your communication? | Community |         | US Regions |         |       |      | Age   |       |       |      |
|--|-----------|---------|------------|---------|-------|------|-------|-------|-------|------|
|  | US        | Ontario | Northeast  | Midwest | South | West | 18-24 | 25-34 | 35-54 | 55+  |
| <b>All answering</b>   |           |         |            |         |       |      |       |       |       |      |
| <b>BASE</b>  | 5645      | 504     | 1287       | 485     | 298   | 3575 | 650   | 1011  | 1765  | 1965 |
|  | %         | %       | %          | %       | %     | %    | %     | %     | %     | %    |
| <b>Eastern Armenian</b>  | 23        | 14      | 13         | 15      | 19    | 28   | 26    | 27    | 29    | 14   |
| <b>Western Armenian</b>  | 28        | 48      | 26         | 18      | 19    | 31   | 14    | 21    | 29    | 35   |
| <b>English</b>   | 40        | 29      | 52         | 55      | 52    | 33   | 45    | 42    | 33    | 45   |
| <b>Arabic</b>  | 1         | 2       | 0          | 1       | 0     | 1    | 1     | 1     | 1     | 1    |
| <b>Russian</b>   | 3         | 1       | 2          | 7       | 3     | 2    | 4     | 4     | 3     | 1    |
| <b>Turkish</b>   | 1         | 1       | 2          | 1       | 0     | 1    | 0     | 1     | 1     | 1    |
| <b>Persian</b>   | 0         | 0       | 0          | 0       | 0     | 0    | 0     | 0     | 0     | 0    |
| <b>Not applicable</b>  | 1         | 0       | 1          | 1       | 2     | 0    | 1     | 0     | 1     | 1    |
| <b>No single dominant language / different languages with different parents / grandparents</b>               | 3         | 4       | 3          | 2       | 4     | 4    | 7     | 4     | 3     | 2    |
| <b>Other</b>   | 0         | 0       | 0          | 0       | 2     | 0    | 1     | 0     | 0     | 0    |

| Question 7.2. If more than one language: And which one is (was) the dominant language in your communication? | Community |         | Gender |        | First Arrived |          |                           |
|--|-----------|---------|--------|--------|---------------|----------|---------------------------|
|  | US        | Ontario | Male   | Female | You           | A parent | Grandparent / Earlier gen |
| <b>All answering</b>   |           |         |        |        |               |          |                           |
| <b>BASE</b>  | 5645      | 504     | 2649   | 2743   | 1662          | 1794     | 1983                      |
|  | %         | %       | %      | %      | %             | %        | %                         |
| <b>Eastern Armenian</b>  | 23        | 14      | 22     | 24     | 38            | 24       | 9                         |
| <b>Western Armenian</b>  | 28        | 48      | 31     | 25     | 38            | 31       | 18                        |
| <b>English</b>   | 40        | 29      | 39     | 42     | 14            | 36       | 67                        |
| <b>Arabic</b>  | 1         | 2       | 1      | 1      | 1             | 0        | 0                         |
| <b>Russian</b>   | 3         | 1       | 2      | 3      | 5             | 2        | 1                         |
| <b>Turkish</b>   | 1         | 1       | 1      | 1      | 2             | 1        | 0                         |
| <b>Persian</b>   | 0         | 0       | 0      | 0      | 0             | 0        | 0                         |
| <b>Not applicable</b>  | 1         | 0       | 1      | 1      | 0             | 0        | 1                         |
| <b>No single dominant language / different languages with different parents / grandparents</b>               | 3         | 4       | 3      | 4      | 2             | 5        | 3                         |
| <b>Other</b>   | 0         | 0       | 0      | 0      | 0             | 0        | 0                         |

Question 7.3. And which languages do you speak with your children? If you speak (spoke) more than one language, feel free to select more than one.

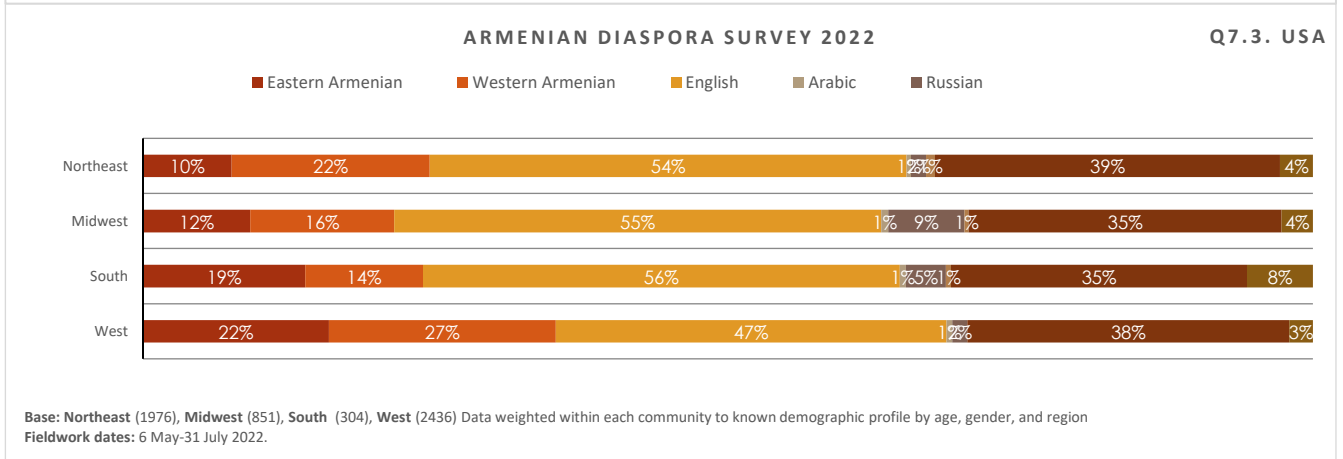
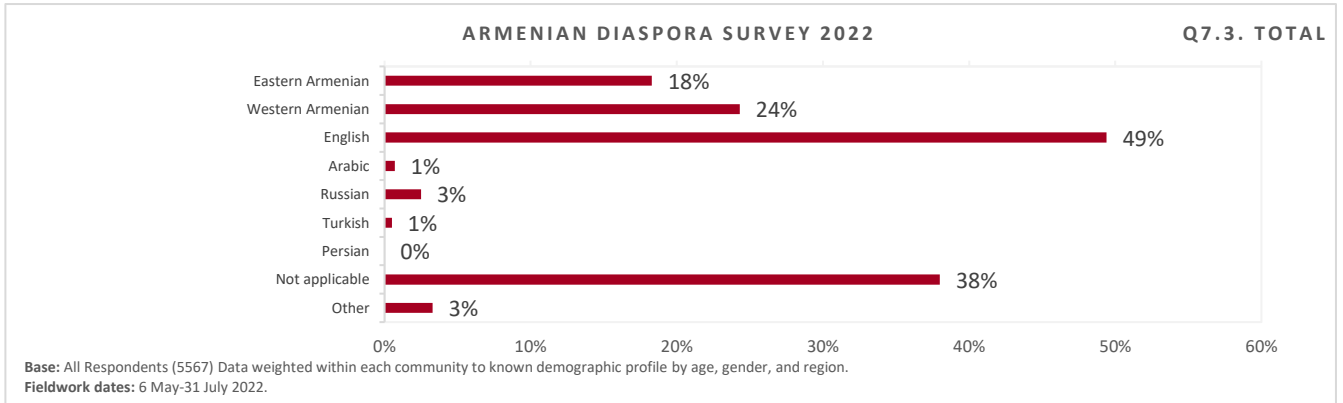


| Question 7.3. And which languages do you speak with your children? If you speak (spoke) more than one language, feel free to select more than one. | Community   |            | Age   |       |       |     | Gender |        |
|--|-------------|------------|-------|-------|-------|-----|--------|--------|
|  | US          | Ontario    | 18-24 | 25-34 | 35-54 | 55+ | Male   | Female |
| <b>All answering</b>   | <b>5567</b> | <b>853</b> | 55    | 106   | 301   | 336 | 378    | 419    |
| BASE   | %           | %          | %     | %     | %     | %   | %      | %      |
| Eastern Armenian   | 18          | 15         | 1     | 9     | 19    | 13  | 11     | 16     |
| Western Armenian   | 24          | 50         | 19    | 23    | 52    | 69  | 50     | 52     |
| English  | 49          | 48         | 11    | 21    | 57    | 60  | 47     | 48     |
| Arabic   | 1           | 1          | 0     | 1     | 2     | 1   | 1      | 1      |
| Russian  | 3           | 2          | 0     | 3     | 3     | 1   | 3      | 1      |
| Turkish  | 1           | 1          | 0     | 0     | 1     | 2   | 1      | 1      |
| Persian  | 0           | 0          | 0     | 0     | 0     | 0   | 0      | 0      |
| Not applicable   | 38          | 28         | 77    | 66    | 21    | 7   | 29     | 28     |
| Other  | 3           | 5          | 1     | 2     | 5     | 7   | 4      | 6      |
| <b>NET: ARMENIAN</b>   | <b>40</b>   | <b>62</b>  | 20    | 31    | 68    | 81  | 59     | 65     |

| Question 7.3. And which languages do you speak with your children? If you speak (spoke) more than one language, feel free to select more than one. | Community   |            | First Arrived |          |                           |
|--|-------------|------------|---------------|----------|---------------------------|
|  | US          | Ontario    | You           | A parent | Grandparent / Earlier gen |
| <b>All answering</b>   | <b>5575</b> | <b>853</b> | 402           | 285      | 123                       |
| BASE   | %           | %          | %             | %        | %                         |
| Eastern Armenian   | 18          | 15         | 21            | 6        | 8                         |
| Western Armenian   | 24          | 50         | 60            | 42       | 39                        |
| English  | 49          | 48         | 49            | 46       | 46                        |
| Arabic   | 1           | 1          | 2             | 1        | 0                         |
| Russian  | 3           | 2          | 3             | 1        | 0                         |
| Turkish  | 1           | 1          | 1             | 0        | 0                         |
| Persian  | 0           | 0          | 0             | 0        | 0                         |
| Not applicable   | 38          | 28         | 16            | 41       | 43                        |
| Other  | 3           | 5          | 5             | 5        | 5                         |
| <b>NET: ARMENIAN</b>   | <b>40</b>   | <b>62</b>  | 79            | 47       | 43                        |



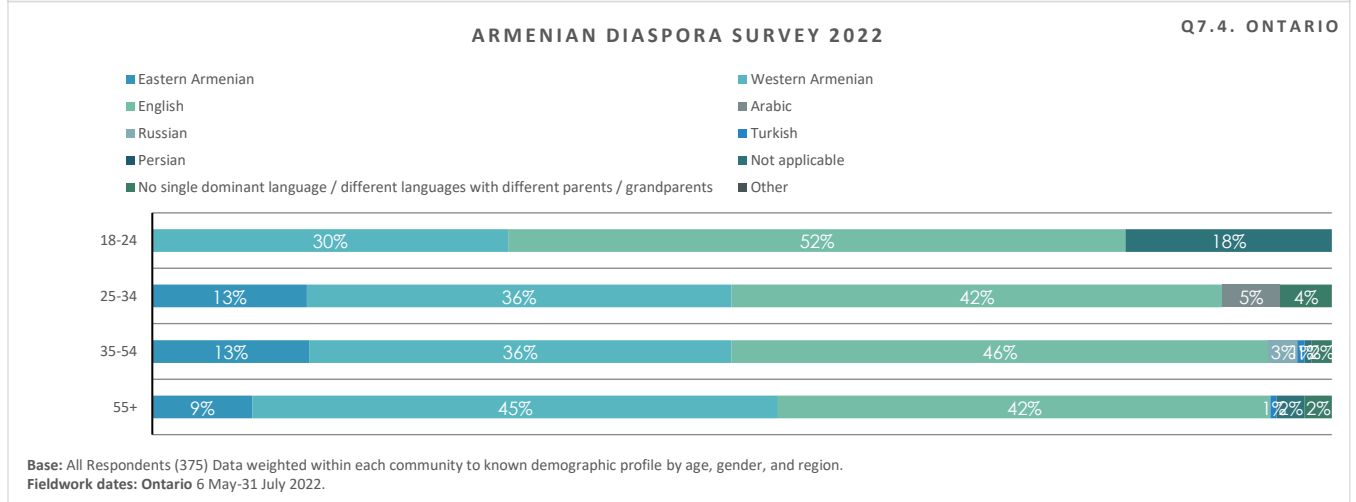
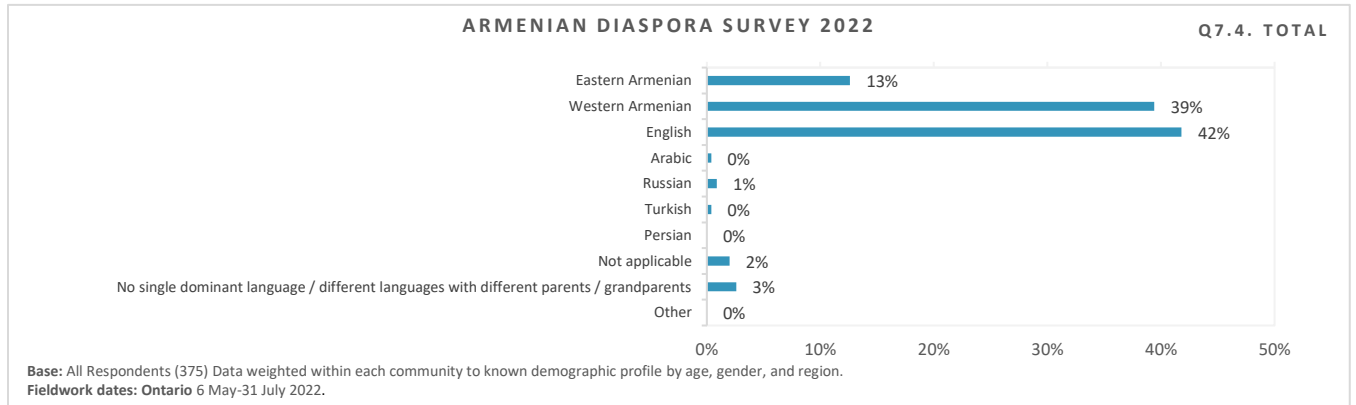
Question 7.3. And which languages do you speak with your children? If you speak (spoke) more than one language, feel free to select more than one.



| Question 7.3. And which languages do you speak with your children? If you speak (spoke) more than one language, feel free to select more than one. | Community |         | US Regions |         |       |      | Age   |       |       |      |
|--|-----------|---------|------------|---------|-------|------|-------|-------|-------|------|
|  | US        | Ontario | Northeast  | Midwest | South | West | 18-24 | 25-34 | 35-54 | 55+  |
| All answering  | 5567      | 853     | 1976       | 851     | 304   | 2436 | 646   | 994   | 1751  | 1936 |
| BASE   | %         | %       | %          | %       | %     | %    | %     | %     | %     | %    |
| Eastern Armenian   | 18        | 15      | 10         | 12      | 19    | 22   | 7     | 10    | 30    | 15   |
| Western Armenian   | 24        | 50      | 22         | 16      | 14    | 27   | 4     | 10    | 29    | 33   |
| English  | 49        | 48      | 54         | 55      | 56    | 47   | 9     | 16    | 60    | 70   |
| Arabic   | 1         | 1       | 1          | 1       | 1     | 1    | 1     | 0     | 1     | 1    |
| Russian  | 3         | 2       | 2          | 9       | 5     | 2    | 1     | 2     | 5     | 1    |
| Turkish  | 1         | 1       | 1          | 1       | 1     | 0    | 1     | 0     | 1     | 1    |
| Persian  | 0         | 0       | 0          | 0       | 0     | 0    | 0     | 0     | 0     | 1    |
| Not applicable   | 38        | 28      | 39         | 35      | 35    | 38   | 86    | 76    | 25    | 16   |
| Other  | 3         | 5       | 4          | 4       | 8     | 3    | 1     | 2     | 4     | 4    |
| NET: ARMENIAN  | 40        | 62      | 31         | 26      | 32    | 46   | 11    | 19    | 55    | 46   |

| Question 7.3. And which languages do you speak with your children? If you speak (spoke) more than one language, feel free to select more than one. | Community |         | Gender |        | First Arrived |          |                           |
|--|-----------|---------|--------|--------|---------------|----------|---------------------------|
|  | US        | Ontario | Male   | Female | You           | A parent | Grandparent / Earlier gen |
| All answering  | 5567      | 853     | 2619   | 2708   | 1644          | 1772     | 1957                      |
| BASE   | %         | %       | %      | %      | %             | %        | %                         |
| Eastern Armenian   | 18        | 15      | 18     | 19     | 34            | 15       | 8                         |
| Western Armenian   | 24        | 50      | 24     | 24     | 33            | 22       | 18                        |
| English  | 49        | 48      | 49     | 50     | 56            | 42       | 50                        |
| Arabic   | 1         | 1       | 1      | 1      | 1             | 0        | 0                         |
| Russian  | 3         | 2       | 3      | 2      | 6             | 1        | 1                         |
| Turkish  | 1         | 1       | 1      | 1      | 1             | 0        | 0                         |
| Persian  | 0         | 0       | 0      | 0      | 0             | 0        | 0                         |
| Not applicable   | 38        | 28      | 39     | 39     | 21            | 49       | 45                        |
| Other  | 3         | 5       | 3      | 3      | 4             | 3        | 3                         |
| NET: ARMENIAN  | 40        | 62      | 39     | 40     | 64            | 35       | 24                        |

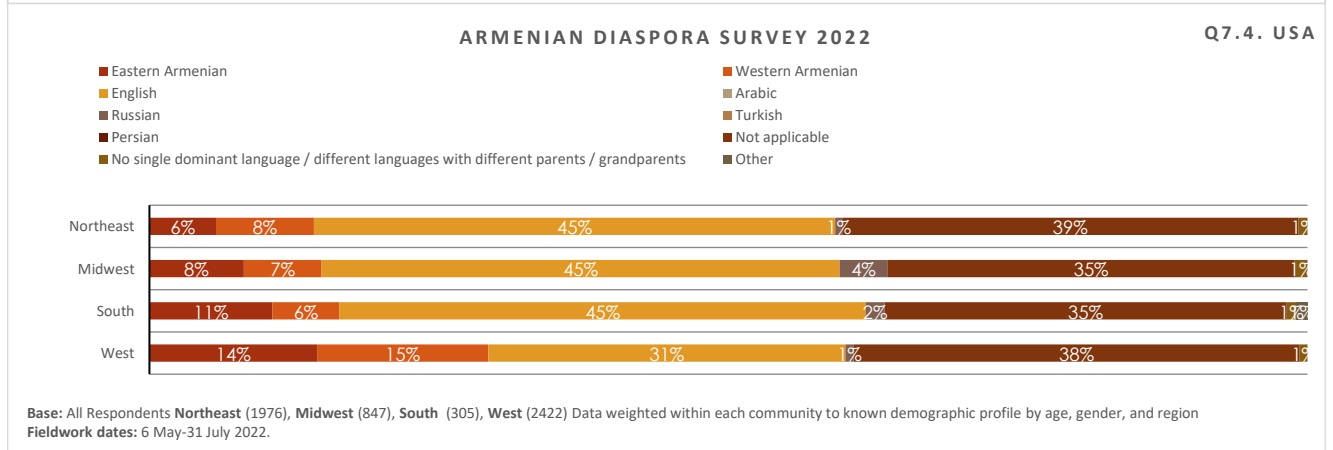
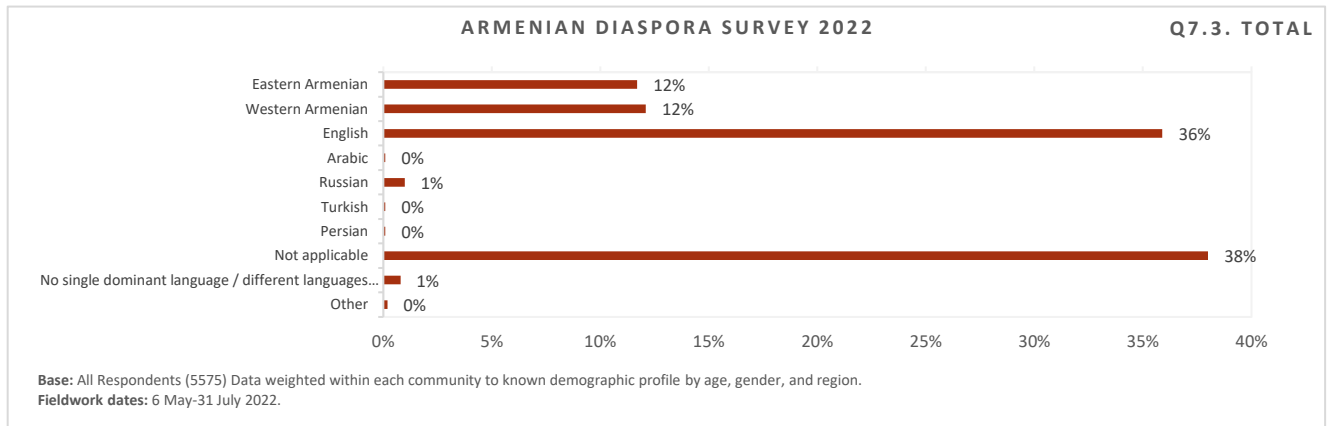
Question 7.4. If more than one language: And which one is (was) the dominant language in your communication? Combined 7.3 and 7.4 data, all respondents.



| Question 7.4. If more than one language: And which one is (was) the dominant language in your communication? | Community |         | Age   |       |       |     | Gender |        |
|--|-----------|---------|-------|-------|-------|-----|--------|--------|
|  | US        | Ontario | 18-24 | 25-34 | 35-54 | 55+ | Male   | Female |
| All answering  |           |         |       |       |       |     |        |        |
| BASE   | 1740      | 375     | 7     | 23    | 149   | 172 | 158    | 198    |
|  | %         | %       | %     | %     | %     | %   | %      | %      |
| Eastern Armenian   | 20        | 13      | 0     | 13    | 13    | 9   | 7      | 14     |
| Western Armenian   | 21        | 39      | 30    | 36    | 36    | 45  | 46     | 35     |
| English  | 51        | 42      | 52    | 42    | 46    | 42  | 42     | 44     |
| Arabic   | 0         | 0       | 0     | 5     | 0     | 0   | 1      | 0      |
| Russian  | 2         | 1       | 0     | 0     | 3     | 0   | 1      | 1      |
| Turkish  | 0         | 0       | 0     | 0     | 1     | 1   | 1      | 0      |
| Persian  | 0         | 0       | 0     | 0     | 0     | 0   | 0      | 0      |
| Not applicable   | 3         | 2       | 18    | 0     | 1     | 2   | 1      | 3      |
| No single dominant language / different languages with different parents / grandparents                      | 3         | 3       | 0     | 4     | 2     | 2   | 2      | 4      |
| Other  | 0         | 0       | 0     | 0     | 0     | 0   | 0      | 0      |
| NET: ARMENIAN  | 41        | 52      | 30    | 49    | 49    | 53  | 53     | 49     |

| Question 7.4. If more than one language: And which one is (was) the dominant language in your communication? | Community |         | First Arrived |          |                           |
|--|-----------|---------|---------------|----------|---------------------------|
|  | US        | Ontario | You           | A parent | Grandparent / Earlier gen |
| All answering  |           |         |               |          |                           |
| BASE   | 1740      | 375     | 199           | 112      | 45                        |
|  | %         | %       | %             | %        | %                         |
| Eastern Armenian   | 20        | 13      | 14            | 5        | 12                        |
| Western Armenian   | 21        | 39      | 47            | 31       | 32                        |
| English  | 51        | 42      | 34            | 58       | 47                        |
| Arabic   | 0         | 0       | 0             | 1        | 0                         |
| Russian  | 2         | 1       | 1             | 1        | 0                         |
| Turkish  | 0         | 0       | 1             | 0        | 0                         |
| Persian  | 0         | 0       | 0             | 0        | 0                         |
| Not applicable   | 3         | 2       | 1             | 2        | 4                         |
| No single dominant language / different languages with different parents / grandparents                      | 3         | 3       | 3             | 2        | 5                         |
| Other  | 0         | 0       | 0             | 0        | 0                         |
| NET: ARMENIAN  | 41        | 52      | 61            | 36       | 44                        |

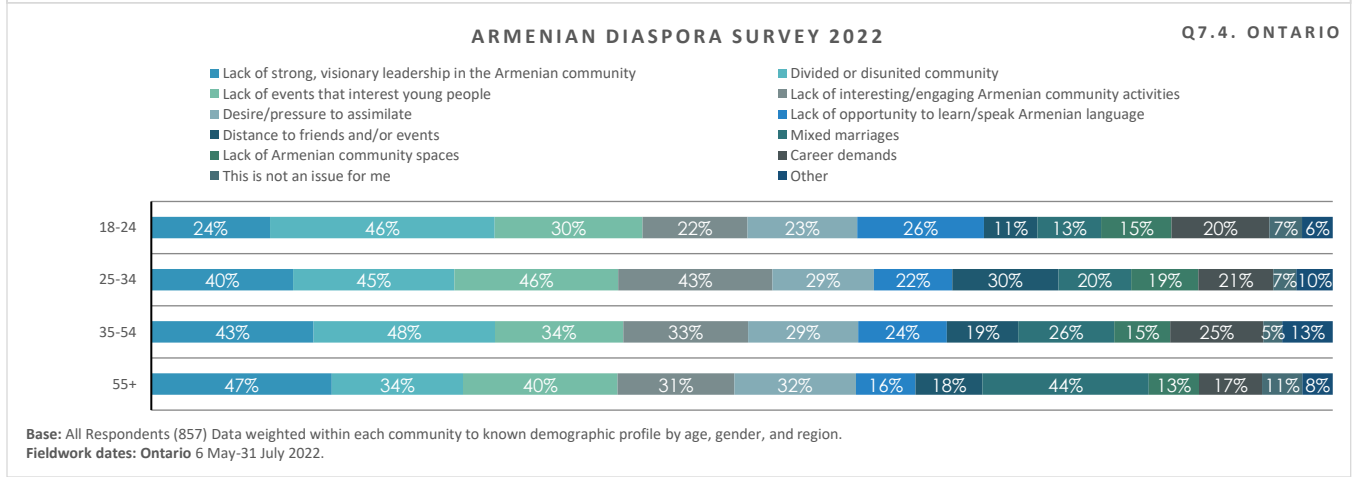
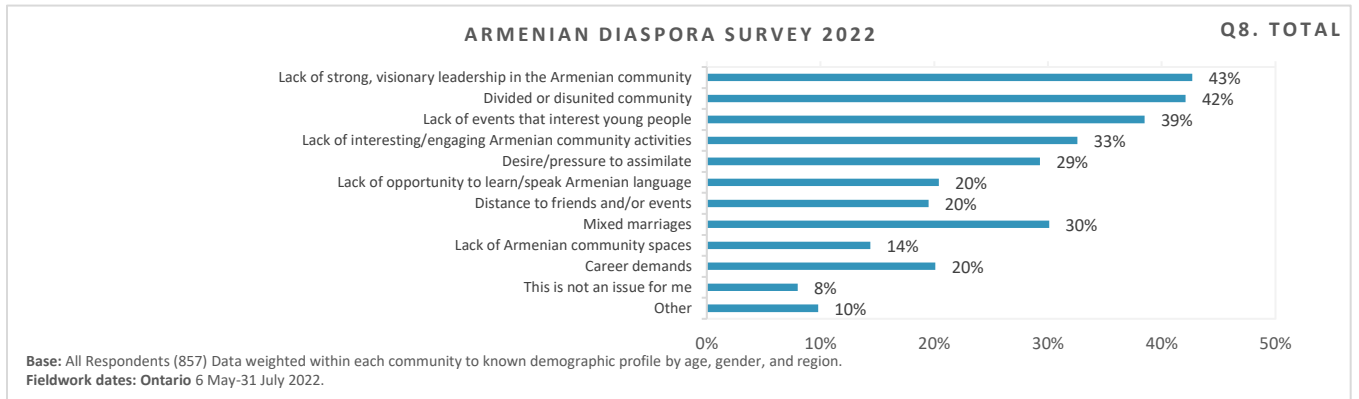
Question 7.4. If more than one language: And which one is (was) the dominant language in your communication? Combined 7.3 and 7.4 data, all respondents.



| Question 7.4. If more than one language: And which one is (was) the dominant language in your communication? | Community |         | US Regions |         |       |      | Age   |       |       |      |
|--|-----------|---------|------------|---------|-------|------|-------|-------|-------|------|
|  | US        | Ontario | Northeast  | Midwest | South | West | 18-24 | 25-34 | 35-54 | 55+  |
| All answering  |           |         |            |         |       |      |       |       |       |      |
| BASE   | 5575      | 375     | 1267       | 480     | 294   | 3533 | 646   | 994   | 1751  | 1936 |
|  | %         | %       | %          | %       | %     | %    | %     | %     | %     | %    |
| Eastern Armenian   | 12        | 13      | 6          | 8       | 11    | 14   | 6     | 6     | 19    | 10   |
| Western Armenian   | 12        | 39      | 8          | 7       | 6     | 15   | 2     | 6     | 13    | 17   |
| English  | 36        | 42      | 45         | 45      | 45    | 31   | 6     | 10    | 40    | 54   |
| Arabic   | 0         | 0       | 0          | 0       | 0     | 0    | 0     | 0     | 0     | 0    |
| Russian  | 1         | 1       | 1          | 4       | 2     | 1    | 0     | 1     | 2     | 1    |
| Turkish  | 0         | 0       | 0          | 0       | 0     | 0    | 0     | 0     | 0     | 0    |
| Persian  | 0         | 0       | 0          | 0       | 0     | 0    | 0     | 0     | 0     | 0    |
| Not applicable   | 38        | 2       | 39         | 35      | 35    | 38   | 86    | 76    | 25    | 16   |
| No single dominant language / different languages with different parents / grandparents                      | 1         | 3       | 1          | 1       | 1     | 1    | 0     | 0     | 1     | 1    |
| Other  | 0         | 0       | 0          | 0       | 1     | 0    | 0     | 0     | 0     | 0    |

| Question 7.4. If more than one language: And which one is (was) the dominant language in your communication? | Community |         | Gender |        | First Arrived |          |                           |
|--|-----------|---------|--------|--------|---------------|----------|---------------------------|
|  | US        | Ontario | Male   | Female | You           | A parent | Grandparent / Earlier gen |
| All answering  |           |         |        |        |               |          |                           |
| BASE   | 5575      | 375     | 2619   | 2708   | 1644          | 1772     | 1957                      |
|  | %         | %       | %      | %      | %             | %        | %                         |
| Eastern Armenian   | 12        | 13      | 11     | 12     | 23            | 9        | 4                         |
| Western Armenian   | 12        | 39      | 13     | 11     | 20            | 10       | 7                         |
| English  | 36        | 42      | 35     | 36     | 32            | 31       | 43                        |
| Arabic   | 0         | 0       | 0      | 0      | 0             | 0        | 0                         |
| Russian  | 1         | 1       | 1      | 1      | 3             | 1        | 0                         |
| Turkish  | 0         | 0       | 0      | 0      | 0             | 0        | 0                         |
| Persian  | 0         | 0       | 0      | 0      | 0             | 0        | 0                         |
| Not applicable   | 38        | 2       | 39     | 39     | 21            | 49       | 45                        |
| No single dominant language / different languages with different parents / grandparents                      | 1         | 3       | 1      | 1      | 1             | 1        | 0                         |
| Other  | 0         | 0       | 0      | 0      | 0             | 0        | 0                         |

Question 8. What are the biggest challenges to the strength of your Armenian community? Please select ALL that you feel are important.



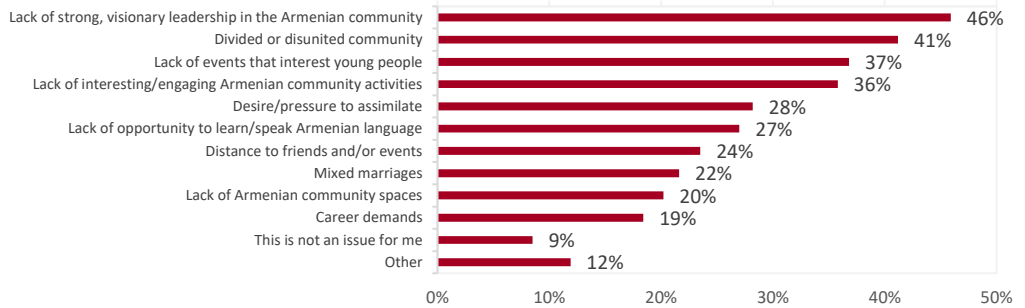
| Question 8. What are the biggest challenges to the strength of your Armenian community? Please select ALL that you feel are important. | Community |         | Age   |       |       |     | Gender |        |
|--|-----------|---------|-------|-------|-------|-----|--------|--------|
|  | US        | Ontario | 18-24 | 25-34 | 35-54 | 55+ | Male   | Female |
| All answering  | 5587      | 857     | 55    | 106   | 301   | 339 | 380    | 429    |
| BASE   | %         | %       | %     | %     | %     | %   | %      | %      |
| Lack of strong, visionary leadership in the Armenian community   | 46        | 43      | 24    | 40    | 43    | 47  | 42     | 44     |
| Divided or disunited community   | 41        | 42      | 46    | 45    | 48    | 34  | 43     | 41     |
| Lack of events that interest young people  | 37        | 39      | 30    | 46    | 34    | 40  | 39     | 38     |
| Lack of interesting/engaging Armenian community activities   | 36        | 33      | 22    | 43    | 33    | 31  | 31     | 35     |
| Desire/pressure to assimilate  | 28        | 29      | 23    | 29    | 29    | 32  | 32     | 27     |
| Lack of opportunity to learn/speak Armenian language   | 27        | 20      | 26    | 22    | 24    | 16  | 20     | 21     |
| Distance to friends and/or events  | 24        | 20      | 11    | 30    | 19    | 18  | 18     | 21     |
| Mixed marriages  | 22        | 30      | 13    | 20    | 26    | 44  | 34     | 27     |
| Lack of Armenian community spaces  | 20        | 14      | 15    | 19    | 15    | 13  | 15     | 15     |
| Career demands   | 18        | 20      | 20    | 21    | 25    | 17  | 20     | 21     |
| This is not an issue for me  | 9         | 8       | 7     | 7     | 5     | 11  | 6      | 10     |
| Other  | 12        | 10      | 6     | 10    | 13    | 8   | 11     | 9      |

| Question 8. What are the biggest challenges to the strength of your Armenian community? Please select ALL that you feel are important. | Community |         | First Arrived |          |                           |
|--|-----------|---------|---------------|----------|---------------------------|
|  | US        | Ontario | You           | A parent | Grandparent / Earlier gen |
| All answering  | 5587      | 857     | 421           | 273      | 119                       |
| BASE   | %         | %       | %             | %        | %                         |
| Lack of strong, visionary leadership in the Armenian community   | 46        | 43      | 46            | 41       | 36                        |
| Divided or disunited community   | 41        | 42      | 39            | 46       | 42                        |
| Lack of events that interest young people  | 37        | 39      | 44            | 29       | 40                        |
| Lack of interesting/engaging Armenian community activities   | 36        | 33      | 36            | 26       | 39                        |
| Desire/pressure to assimilate  | 28        | 29      | 32            | 30       | 21                        |
| Lack of opportunity to learn/speak Armenian language   | 27        | 20      | 20            | 17       | 29                        |
| Distance to friends and/or events  | 24        | 20      | 20            | 17       | 25                        |
| Mixed marriages  | 22        | 30      | 38            | 22       | 27                        |
| Lack of Armenian community spaces  | 20        | 14      | 15            | 13       | 19                        |
| Career demands   | 18        | 20      | 18            | 24       | 17                        |
| This is not an issue for me  | 9         | 8       | 7             | 7        | 11                        |
| Other  | 12        | 10      | 8             | 12       | 9                         |

Question 8. What are the biggest challenges to the strength of your Armenian community? Please select ALL that you feel are important.

ARMENIAN DIASPORA SURVEY 2022

Q8. TOTAL

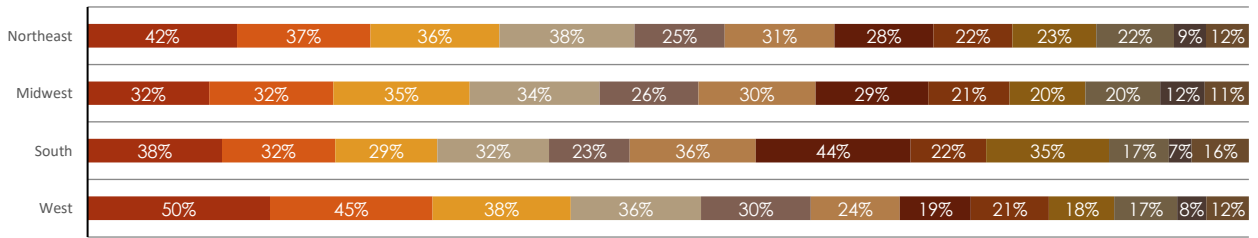


Base: All Respondents (5587) Data weighted within each community to known demographic profile by age, gender, and region.  
Fieldwork dates: 6 May-31 July 2022.

ARMENIAN DIASPORA SURVEY 2022

Q8. USA

- Lack of strong, visionary leadership in the Armenian community
- Divided or disunited community
- Lack of events that interest young people
- Lack of interesting/engaging Armenian community activities
- Desire/pressure to assimilate
- Lack of opportunity to learn/speak Armenian language
- Distance to friends and/or events
- Mixed marriages
- Lack of Armenian community spaces
- Career demands
- This is not an issue for me
- Other



Base: Northeast (1989), Midwest (851), South (305), West (2442) Data weighted within each community to known demographic profile by age, gender, and region  
Fieldwork dates: 6 May-31 July 2022.

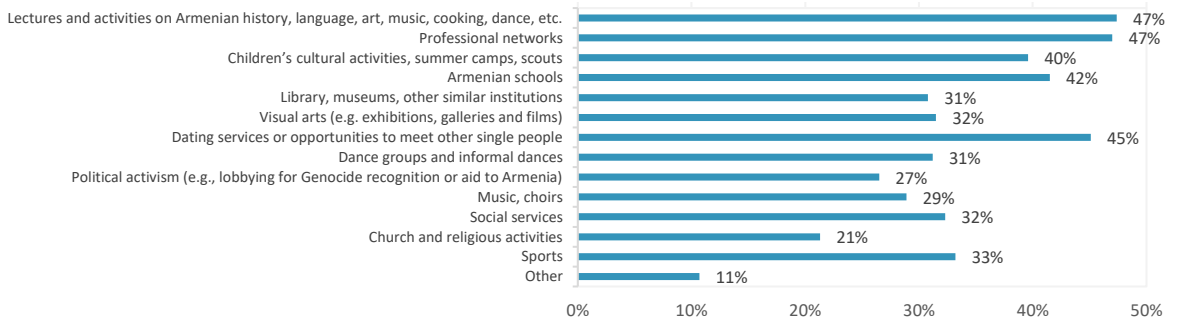
| Question 8. What are the biggest challenges to the strength of your Armenian community? Please select ALL that you feel are important. | Community |         | US Regions |         |       |      | Age   |       |       |      |
|--|-----------|---------|------------|---------|-------|------|-------|-------|-------|------|
|  | US        | Ontario | Northeast  | Midwest | South | West | 18-24 | 25-34 | 35-54 | 55+  |
| All answering  |           |         |            |         |       |      |       |       |       |      |
| BASE   | 5587      | 857     | 1989       | 851     | 305   | 2442 | 332   | 733   | 1553  | 2714 |
|  | %         | %       | %          | %       | %     | %    | %     | %     | %     | %    |
| Lack of strong, visionary leadership in the Armenian community   | 46        | 43      | 42         | 32      | 38    | 50   | 45    | 49    | 47    | 44   |
| Divided or disunited community   | 41        | 42      | 37         | 32      | 32    | 45   | 48    | 50    | 44    | 33   |
| Lack of events that interest young people  | 37        | 39      | 36         | 35      | 29    | 38   | 40    | 39    | 34    | 37   |
| Lack of interesting/engaging Armenian community activities   | 36        | 33      | 38         | 34      | 32    | 36   | 40    | 37    | 37    | 33   |
| Desire/pressure to assimilate  | 28        | 29      | 25         | 26      | 23    | 30   | 42    | 32    | 25    | 25   |
| Lack of opportunity to learn/speak Armenian language   | 27        | 20      | 31         | 30      | 36    | 24   | 42    | 34    | 24    | 22   |
| Distance to friends and/or events  | 24        | 20      | 28         | 29      | 44    | 19   | 27    | 22    | 22    | 25   |
| Mixed marriages  | 22        | 30      | 22         | 21      | 22    | 21   | 20    | 17    | 18    | 28   |
| Lack of Armenian community spaces  | 20        | 14      | 23         | 20      | 35    | 18   | 30    | 28    | 19    | 14   |
| Career demands   | 19        | 20      | 22         | 20      | 17    | 17   | 17    | 21    | 19    | 18   |
| This is not an issue for me  | 9         | 8       | 9          | 12      | 7     | 8    | 6     | 6     | 7     | 12   |
| Other  | 12        | 10      | 12         | 11      | 16    | 12   | 10    | 15    | 12    | 11   |

| Question 8. What are the biggest challenges to the strength of your Armenian community? Please select ALL that you feel are important. | Community |         | Gender |        | First Arrived |          |                           |
|--|-----------|---------|--------|--------|---------------|----------|---------------------------|
|  | US        | Ontario | Male   | Female | You           | A parent | Grandparent / Earlier gen |
| All answering  |           |         |        |        |               |          |                           |
| BASE   | 5587      | 857     | 2319   | 3022   | 1628          | 1563     | 2195                      |
|  | %         | %       | %      | %      | %             | %        | %                         |
| Lack of strong, visionary leadership in the Armenian community   | 46        | 43      | 50     | 43     | 55            | 48       | 38                        |
| Divided or disunited community   | 41        | 42      | 43     | 40     | 41            | 48       | 36                        |
| Lack of events that interest young people  | 37        | 39      | 37     | 37     | 43            | 36       | 32                        |
| Lack of interesting/engaging Armenian community activities   | 36        | 33      | 37     | 35     | 39            | 36       | 33                        |
| Desire/pressure to assimilate  | 28        | 29      | 32     | 24     | 28            | 33       | 25                        |
| Lack of opportunity to learn/speak Armenian language   | 27        | 20      | 27     | 28     | 23            | 28       | 30                        |
| Distance to friends and/or events  | 24        | 20      | 22     | 25     | 21            | 23       | 27                        |
| Mixed marriages  | 22        | 30      | 24     | 20     | 26            | 19       | 20                        |
| Lack of Armenian community spaces  | 20        | 14      | 19     | 21     | 20            | 21       | 21                        |
| Career demands   | 19        | 20      | 20     | 17     | 18            | 19       | 19                        |
| This is not an issue for me  | 9         | 8       | 7      | 10     | 6             | 8        | 11                        |
| Other  | 12        | 10      | 11     | 12     | 10            | 13       | 13                        |

Question 9. Which activities are needed in your local Armenian community? Please select ALL that you feel are important.

ARMENIAN DIASPORA SURVEY 2022

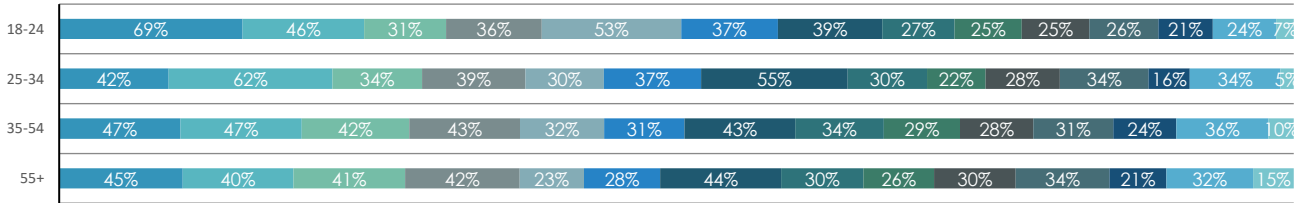
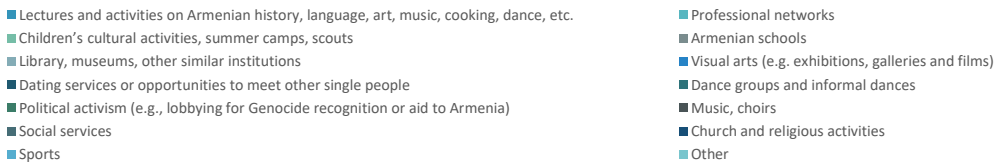
Q9. TOTAL



Base: All Respondents (811) Data weighted within each community to known demographic profile by age, gender, and region.  
Fieldwork dates: Ontario 6 May-31 July 2022.

ARMENIAN DIASPORA SURVEY 2022

Q9. USA



Base: All Respondents (811) Data weighted within each community to known demographic profile by age, gender, and region.  
Fieldwork dates: Ontario 6 May-31 July 2022.

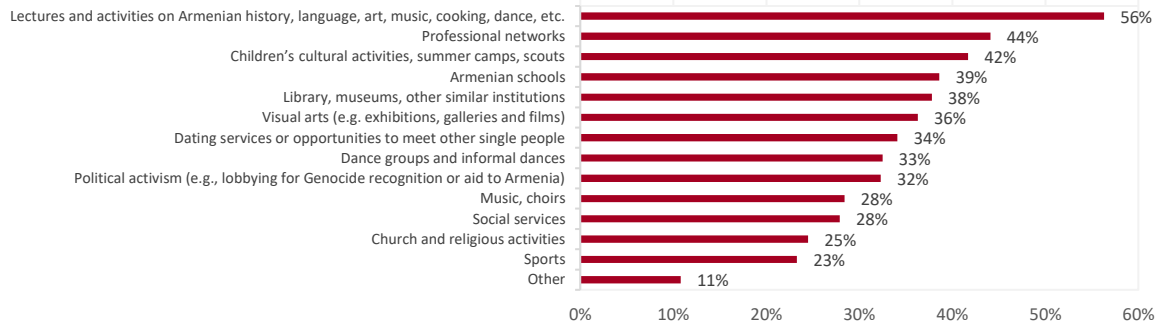
| Question 9. Which activities are needed in your local Armenian community? Please select ALL that you feel are important. | Community |         | Age   |       |       |     | Gender |        |
|--|-----------|---------|-------|-------|-------|-----|--------|--------|
|  | US        | Ontario | 18-24 | 25-34 | 35-54 | 55+ | Male   | Female |
| All answering  |           |         |       |       |       |     |        |        |
| BASE   | 5260      | 811     | 53    | 103   | 278   | 324 | 357    | 409    |
|  | %         | %       | %     | %     | %     | %   | %      | %      |
| Lectures and activities on Armenian history, language, art, music, cooking, dance, etc.                                  | 56        | 47      | 69    | 42    | 47    | 45  | 46     | 50     |
| Professional networks  | 44        | 47      | 46    | 62    | 47    | 40  | 46     | 47     |
| Children's cultural activities, summer camps, scouts   | 42        | 40      | 31    | 34    | 42    | 41  | 43     | 36     |
| Armenian schools   | 39        | 42      | 36    | 39    | 43    | 42  | 47     | 36     |
| Library, museums, other similar institutions   | 38        | 31      | 53    | 30    | 32    | 23  | 29     | 32     |
| Visual arts (e.g. exhibitions, galleries and films)  | 36        | 32      | 37    | 37    | 31    | 28  | 29     | 34     |
| Dating services or opportunities to meet other single people   | 34        | 45      | 39    | 55    | 43    | 44  | 42     | 48     |
| Dance groups and informal dances   | 33        | 31      | 27    | 30    | 34    | 30  | 28     | 34     |
| Political activism (e.g., lobbying for Genocide recognition or aid to Armenia)   | 32        | 27      | 25    | 22    | 29    | 26  | 32     | 21     |
| Music, choirs  | 28        | 29      | 25    | 28    | 28    | 30  | 29     | 28     |
| Social services  | 28        | 32      | 26    | 34    | 31    | 34  | 31     | 33     |
| Church and religious activities  | 25        | 21      | 21    | 16    | 24    | 21  | 24     | 18     |
| Sports   | 23        | 33      | 24    | 34    | 36    | 32  | 38     | 28     |
| Other  | 11        | 11      | 7     | 5     | 10    | 15  | 10     | 11     |

| Question 9. Which activities are needed in your local Armenian community? Please select ALL that you feel are important. | Community |         | First Arrived |          |                           |
|--|-----------|---------|---------------|----------|---------------------------|
|  | US        | Ontario | You           | A parent | Grandparent / Earlier gen |
| All answering  |           |         |               |          |                           |
| BASE   | 5260      | 811     | 402           | 256      | 112                       |
|  | %         | %       | %             | %        | %                         |
| Lectures and activities on Armenian history, language, art, music, cooking, dance, etc.                                  | 56        | 47      | 46            | 47       | 56                        |
| Professional networks  | 44        | 47      | 44            | 52       | 44                        |
| Children's cultural activities, summer camps, scouts   | 42        | 40      | 45            | 33       | 35                        |
| Armenian schools   | 39        | 42      | 43            | 37       | 44                        |
| Library, museums, other similar institutions   | 38        | 31      | 27            | 33       | 38                        |
| Visual arts (e.g. exhibitions, galleries and films)  | 36        | 32      | 29            | 32       | 40                        |
| Dating services or opportunities to meet other single people   | 34        | 45      | 42            | 47       | 50                        |
| Dance groups and informal dances   | 33        | 31      | 30            | 30       | 37                        |
| Political activism (e.g., lobbying for Genocide recognition or aid to Armenia)   | 32        | 27      | 27            | 23       | 34                        |
| Music, choirs  | 28        | 29      | 32            | 22       | 32                        |
| Social services  | 28        | 32      | 35            | 28       | 32                        |
| Church and religious activities  | 25        | 21      | 21            | 21       | 22                        |
| Sports   | 23        | 33      | 33            | 29       | 41                        |
| Other  | 11        | 11      | 11            | 11       | 10                        |

Question 9. Which activities are needed in your local Armenian community? Please select ALL that you feel are important.

ARMENIAN DIASPORA SURVEY 2022

Q9. TOTAL

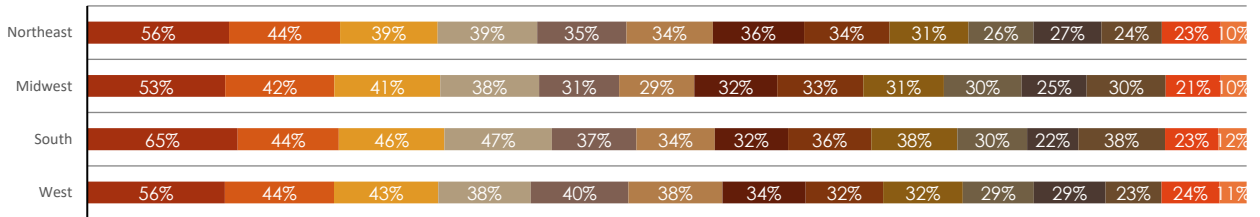


Base: All Respondents (5260) Data weighted within each community to known demographic profile by age, gender, and region.  
Fieldwork dates: 6 May-31 July 2022.

ARMENIAN DIASPORA SURVEY 2022

Q9. USA

- Lectures and activities on Armenian history, language, art, music, cooking, dance, etc.
- Professional networks
- Children's cultural activities, summer camps, scouts
- Armenian schools
- Library, museums, other similar institutions
- Visual arts (e.g. exhibitions, galleries and films)
- Dating services or opportunities to meet other single people
- Dance groups and informal dances
- Political activism (e.g., lobbying for Genocide recognition or aid to Armenia)
- Music, choirs
- Social services
- Church and religious activities
- Sports
- Other



Base: Northeast (1844), Midwest (807), South (291), West (2318) Data weighted within each community to known demographic profile by age, gender, and region.  
Fieldwork dates: 6 May-31 July 2022.

| Question 9. Which activities are needed in your local Armenian community? Please select ALL that you feel are important. | Community   |            | US Regions |         |       |      | Age   |       |       |      |
|--|-------------|------------|------------|---------|-------|------|-------|-------|-------|------|
|  | US          | Ontario    | Northeast  | Midwest | South | West | 18-24 | 25-34 | 35-54 | 55+  |
| <b>All answering</b>   | <b>5260</b> | <b>811</b> | 1844       | 807     | 291   | 2318 | 325   | 705   | 1480  | 2513 |
| <b>BASE</b>  | %           | %          | %          | %       | %     | %    | %     | %     | %     | %    |
| Lectures and activities on Armenian history, language, art, music, cooking, dance, etc.                                  | 56          | 47         | 56         | 53      | 65    | 56   | 66    | 62    | 52    | 54   |
| Professional networks  | 44          | 47         | 44         | 42      | 44    | 44   | 53    | 52    | 45    | 37   |
| Children's cultural activities, summer camps, scouts   | 42          | 40         | 39         | 41      | 46    | 43   | 40    | 38    | 46    | 40   |
| Armenian schools   | 39          | 42         | 39         | 38      | 47    | 38   | 44    | 41    | 39    | 35   |
| Library, museums, other similar institutions   | 38          | 31         | 35         | 31      | 37    | 40   | 51    | 51    | 37    | 28   |
| Visual arts (e.g. exhibitions, galleries and films)  | 36          | 32         | 34         | 29      | 34    | 38   | 48    | 47    | 34    | 29   |
| Dating services or opportunities to meet other single people   | 34          | 45         | 36         | 32      | 32    | 34   | 38    | 42    | 30    | 33   |
| Dance groups and informal dances   | 33          | 31         | 34         | 33      | 36    | 32   | 41    | 36    | 31    | 29   |
| Political activism (e.g., lobbying for Genocide recognition or aid to Armenia)   | 32          | 27         | 31         | 31      | 38    | 32   | 49    | 34    | 29    | 29   |
| Music, choirs  | 28          | 29         | 26         | 30      | 30    | 29   | 32    | 32    | 28    | 27   |
| Social services  | 28          | 32         | 27         | 25      | 22    | 29   | 38    | 35    | 25    | 23   |
| Church and religious activities  | 25          | 21         | 24         | 30      | 38    | 23   | 27    | 20    | 23    | 27   |
| Sports   | 23          | 33         | 23         | 21      | 23    | 24   | 27    | 26    | 26    | 18   |
| Other  | 11          | 11         | 10         | 10      | 12    | 11   | 6     | 9     | 10    | 14   |

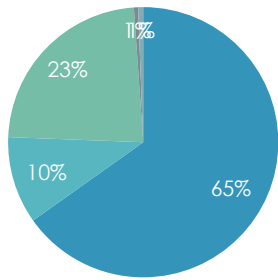
| Question 9. Which activities are needed in your local Armenian community? Please select ALL that you feel are important. | Community   |            | Gender |        | First Arrived |          |                           |
|--|-------------|------------|--------|--------|---------------|----------|---------------------------|
|  | US          | Ontario    | Male   | Female | You           | A parent | Grandparent / Earlier gen |
| <b>All answering</b>   | <b>5260</b> | <b>811</b> | 2214   | 2816   | 1571          | 1461     | 2042                      |
| <b>BASE</b>  | %           | %          | %      | %      | %             | %        | %                         |
| Lectures and activities on Armenian history, language, art, music, cooking, dance, etc.                                  | 56          | 47         | 55     | 58     | 55            | 57       | 57                        |
| Professional networks  | 44          | 47         | 46     | 44     | 47            | 46       | 41                        |
| Children's cultural activities, summer camps, scouts   | 42          | 40         | 44     | 39     | 47            | 40       | 38                        |
| Armenian schools   | 39          | 42         | 44     | 34     | 44            | 39       | 33                        |
| Library, museums, other similar institutions   | 38          | 31         | 37     | 40     | 35            | 41       | 38                        |
| Visual arts (e.g. exhibitions, galleries and films)  | 36          | 32         | 31     | 42     | 34            | 39       | 37                        |
| Dating services or opportunities to meet other single people   | 34          | 45         | 32     | 36     | 34            | 37       | 33                        |
| Dance groups and informal dances   | 33          | 31         | 28     | 38     | 30            | 34       | 34                        |
| Political activism (e.g., lobbying for Genocide recognition or aid to Armenia)   | 32          | 27         | 35     | 30     | 31            | 32       | 34                        |
| Music, choirs  | 28          | 29         | 28     | 29     | 31            | 29       | 26                        |
| Social services  | 28          | 32         | 27     | 29     | 28            | 32       | 25                        |
| Church and religious activities  | 25          | 21         | 27     | 21     | 23            | 22       | 27                        |
| Sports   | 23          | 33         | 28     | 19     | 24            | 25       | 21                        |
| Other  | 11          | 11         | 11     | 11     | 10            | 11       | 12                        |



Question 10. Are you actively involved with any Armenian political parties or movements (including affiliated lobby organisations)?

ARMENIAN DIASPORA SURVEY 2022

Q10. TOTAL




- No Armenian political affiliation or involvement
- I am involved politically in Armenian affairs but outside of established parties/movements
- Armenian Revolutionary Federation
- Armenian Democratic Liberal Party
- Social Democratic Hnchakian Party
- Progressive movement
- Other

Base: All Respondents (798) Data weighted within each community to known demographic profile by age, gender, and region.  
Fieldwork dates: Ontario 6 May-31 July 2022.

ARMENIAN DIASPORA SURVEY 2022

Q10. ONTARIO

- No Armenian political affiliation or involvement
- I am involved politically in Armenian affairs but outside of established parties/movements
- Armenian Revolutionary Federation
- Armenian Democratic Liberal Party
- Social Democratic Hnchakian Party
- Progressive movement
- Other



Base: All Respondents (798) Data weighted within each community to known demographic profile by age, gender, and region.  
Fieldwork dates: Ontario 6 May-31 July 2022.

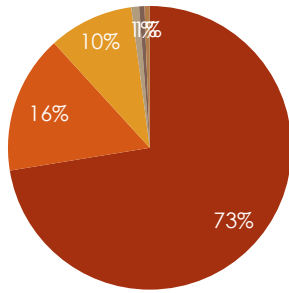
| Question 10. Are you actively involved with any Armenian political parties or movements (including affiliated lobby organisations)? | Community |         | Age   |       |       |     | Gender |        |
|---|-----------|---------|-------|-------|-------|-----|--------|--------|
|   | US        | Ontario | 18-24 | 25-34 | 35-54 | 55+ | Male   | Female |
| All answering   | 5229      | 798     | 54    | 100   | 286   | 308 | 347    | 407    |
| BASE  | %         | %       | %     | %     | %     | %   | %      | %      |
| No Armenian political affiliation or involvement  | 73        | 65      | 52    | 66    | 69    | 63  | 59     | 69     |
| I am involved politically in Armenian affairs but outside of established parties/movements  | 16        | 10      | 7     | 6     | 8     | 15  | 10     | 11     |
| Armenian Revolutionary Federation   | 10        | 23      | 41    | 26    | 23    | 20  | 29     | 19     |
| Armenian Democratic Liberal Party   | 1         | 1       | 0     | 0     | 0     | 1   | 1      | 0      |
| Social Democratic Hnchakian Party   | 1         | 1       | 0     | 1     | 0     | 1   | 1      | 1      |
| Progressive movement  | 1         | 0       | 0     | 1     | 0     | 0   | 0      | 1      |
| Other   | 0         | 0       | 0     | 0     | 0     | 0   | 0      | 0      |

| Question 10. Are you actively involved with any Armenian political parties or movements (including affiliated lobby organisations)? | Community |         | First Arrived |          |                           |
|---|-----------|---------|---------------|----------|---------------------------|
|   | US        | Ontario | You           | A parent | Grandparent / Earlier gen |
| All answering   | 5229      | 798     | 390           | 263      | 104                       |
| BASE  | %         | %       | %             | %        | %                         |
| No Armenian political affiliation or involvement  | 73        | 65      | 64            | 65       | 65                        |
| I am involved politically in Armenian affairs but outside of established parties/movements  | 16        | 10      | 11            | 8        | 14                        |
| Armenian Revolutionary Federation   | 10        | 23      | 24            | 25       | 19                        |
| Armenian Democratic Liberal Party   | 1         | 1       | 0             | 0        | 1                         |
| Social Democratic Hnchakian Party   | 1         | 1       | 1             | 1        | 1                         |
| Progressive movement  | 1         | 0       | 0             | 1        | 0                         |
| Other   | 0         | 0       | 0             | 0        | 0                         |

Question 10. Are you actively involved with any Armenian political parties or movements (including affiliated lobby organisations)?

ARMENIAN DIASPORA SURVEY 2022

Q10. TOTAL



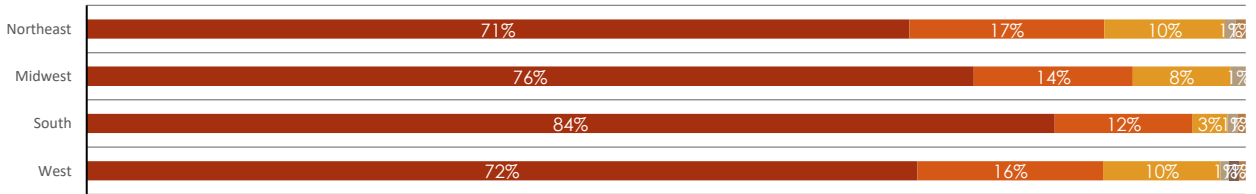
- No Armenian political affiliation or involvement
- I am involved politically in Armenian affairs but outside of established parties/movements
- Armenian Revolutionary Federation
- Armenian Democratic Liberal Party
- Social Democratic Hnchakian Party
- Progressive movement
- Other

Base: All Respondents (5229) Data weighted within each community to known demographic profile by age, gender, and region.  
Fieldwork dates: 6 May-31 July 2022.

ARMENIAN DIASPORA SURVEY 2022

Q10. USA

- No Armenian political affiliation or involvement
- I am involved politically in Armenian affairs but outside of established parties/movements
- Armenian Revolutionary Federation
- Armenian Democratic Liberal Party
- Social Democratic Hnchakian Party
- Progressive movement
- Other



Base: Northeast (1851), Midwest (791), South (293), West (2294) Data weighted within each community to known demographic profile by age, gender, and region.  
Fieldwork dates: 6 May-31 July 2022.

| Question 10. Are you actively involved with any Armenian political parties or movements (including affiliated lobby organisations)? | Community   |            | US Regions |         |       |      | Age   |       |       |      |
|---|-------------|------------|------------|---------|-------|------|-------|-------|-------|------|
|   | US          | Ontario    | Northeast  | Midwest | South | West | 18-24 | 25-34 | 35-54 | 55+  |
| <b>All answering</b>  | <b>5229</b> | <b>798</b> | 1851       | 791     | 293   | 2294 | 319   | 703   | 1484  | 2486 |
| <b>BASE</b>   | %           | %          | %          | %       | %     | %    | %     | %     | %     | %    |
| No Armenian political affiliation or involvement  | 73          | 65         | 71         | 76      | 84    | 72   | 69    | 75    | 74    | 70   |
| I am involved politically in Armenian affairs but outside of established parties/movements  | 16          | 10         | 17         | 14      | 12    | 16   | 17    | 14    | 14    | 18   |
| Armenian Revolutionary Federation   | 10          | 23         | 10         | 8       | 3     | 10   | 12    | 9     | 9     | 10   |
| Armenian Democratic Liberal Party   | 1           | 1          | 1          | 1       | 1     | 1    | 0     | 0     | 1     | 1    |
| Social Democratic Hnchakian Party   | 1           | 1          | 0          | 0       | 0     | 1    | 1     | 0     | 1     | 1    |
| Progressive movement  | 1           | 0          | 1          | 0       | 1     | 1    | 0     | 1     | 1     | 1    |
| Other   | 0           | 0          | 0          | 0       | 0     | 0    | 0     | 0     | 0     | 0    |

| Question 10. Are you actively involved with any Armenian political parties or movements (including affiliated lobby organisations)? | Community   |            | Gender |        | First Arrived |          |                           |
|---|-------------|------------|--------|--------|---------------|----------|---------------------------|
|   | US          | Ontario    | Male   | Female | You           | A parent | Grandparent / Earlier gen |
| <b>All answering</b>  | <b>5229</b> | <b>798</b> | 2188   | 2808   | 1529          | 1458     | 2051                      |
| <b>BASE</b>   | %           | %          | %      | %      | %             | %        | %                         |
| No Armenian political affiliation or involvement  | 73          | 65         | 68     | 76     | 70            | 71       | 75                        |
| I am involved politically in Armenian affairs but outside of established parties/movements  | 16          | 10         | 18     | 14     | 17            | 16       | 15                        |
| Armenian Revolutionary Federation   | 10          | 23         | 11     | 9      | 10            | 11       | 9                         |
| Armenian Democratic Liberal Party   | 1           | 1          | 1      | 0      | 2             | 0        | 1                         |
| Social Democratic Hnchakian Party   | 1           | 1          | 1      | 0      | 1             | 1        | 0                         |
| Progressive movement  | 1           | 0          | 1      | 1      | 1             | 1        | 1                         |
| Other   | 0           | 0          | 0      | 0      | 0             | 0        | 0                         |

Question 11. Did you attend an Armenian Day School as a child? If so, for how long?

ARMENIAN DIASPORA SURVEY 2022

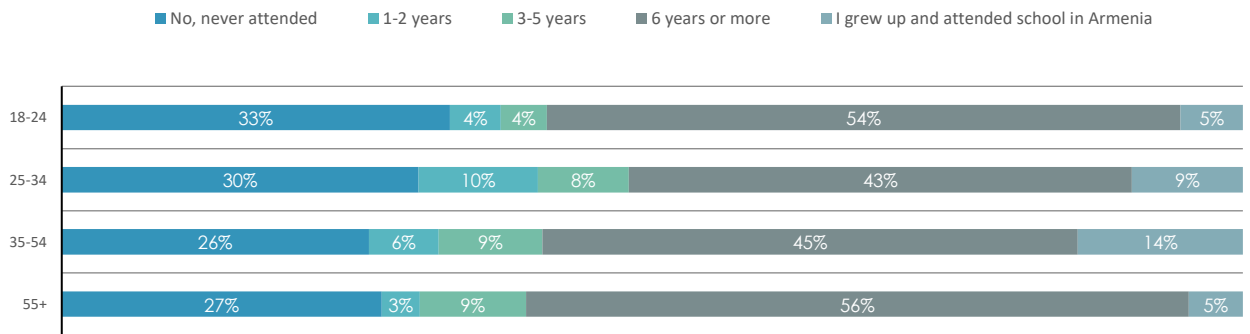
Q11. TOTAL



Base: All Respondents (858) Data weighted within each community to known demographic profile by age, gender, and region.  
Fieldwork dates: Ontario 6 May-31 July 2022.

ARMENIAN DIASPORA SURVEY 2022

Q11. ONTARIO



Base: All Respondents (858) Data weighted within each community to known demographic profile by age, gender, and region.  
Fieldwork dates: Ontario 6 May-31 July 2022.

| Question 11. Did you attend an Armenian Day School as a child? If so, for how long? | Community |         | Age   |       |       |     | Gender |        |
|---|-----------|---------|-------|-------|-------|-----|--------|--------|
|   | US        | Ontario | 18-24 | 25-34 | 35-54 | 55+ | Male   | Female |
| All answering   | 5606      | 858     | 55    | 106   | 302   | 339 | 381    | 429    |
| BASE  | %         | %       | %     | %     | %     | %   | %      | %      |
| No, never attended  | 51        | 27      | 33    | 30    | 26    | 27  | 26     | 29     |
| 1-2 years   | 5         | 6       | 4     | 10    | 6     | 3   | 5      | 6      |
| 3-5 years   | 7         | 8       | 4     | 8     | 9     | 9   | 9      | 7      |
| 6 years or more   | 27        | 50      | 54    | 43    | 45    | 56  | 52     | 49     |
| I grew up and attended school in Armenia  | 10        | 9       | 5     | 9     | 14    | 5   | 8      | 9      |

| Question 11. Did you attend an Armenian Day School as a child? If so, for how long? | Community |         | First Arrived |          |                           |
|---|-----------|---------|---------------|----------|---------------------------|
|   | US        | Ontario | You           | A parent | Grandparent / Earlier gen |
| All answering   | 5606      | 858     | 421           | 274      | 119                       |
| BASE  | %         | %       | %             | %        | %                         |
| No, never attended  | 51        | 27      | 16            | 35       | 46                        |
| 1-2 years   | 5         | 6       | 3             | 8        | 7                         |
| 3-5 years   | 7         | 8       | 7             | 9        | 10                        |
| 6 years or more   | 27        | 50      | 59            | 45       | 33                        |
| I grew up and attended school in Armenia  | 10        | 9       | 14            | 2        | 4                         |

Question 11. Did you attend an Armenian Day School as a child? If so, for how long?

ARMENIAN DIASPORA SURVEY 2022

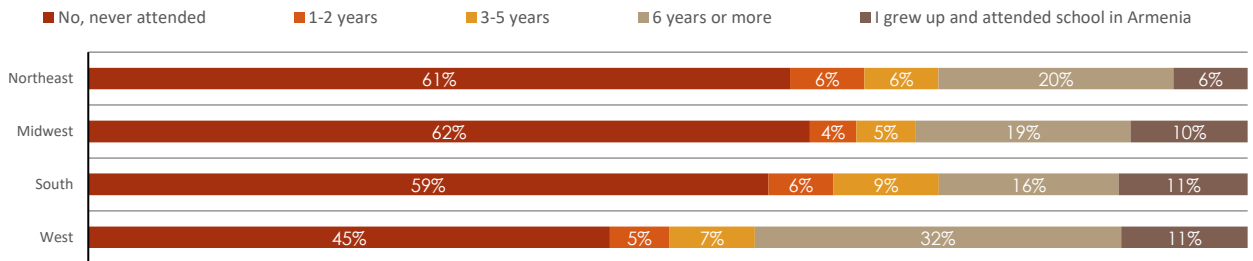
Q11. TOTAL



Base: All Respondents (5606) Data weighted within each community to known demographic profile by age, gender, and region.  
Fieldwork dates: 6 May-31 July 2022.

ARMENIAN DIASPORA SURVEY 2022

Q11. USA

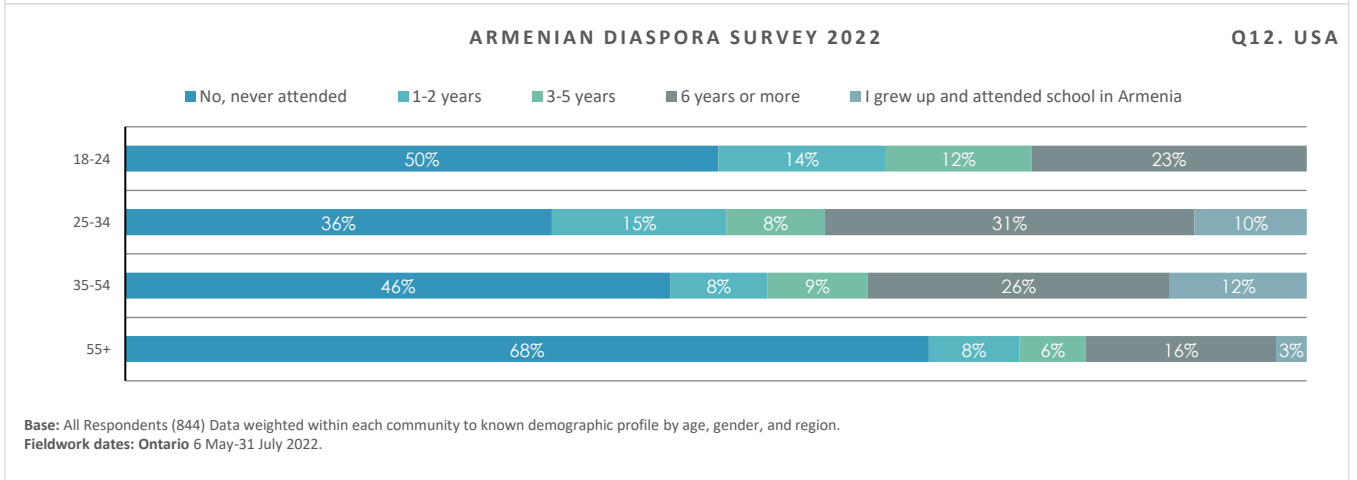
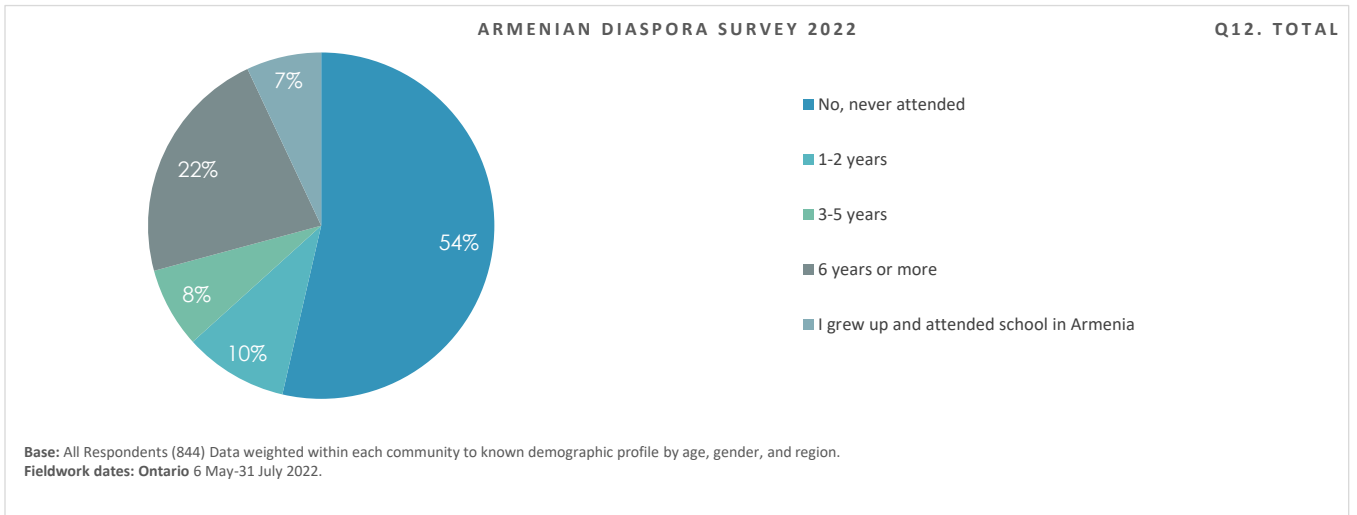


Base: Northeast (1993), Midwest (854), South (307), West (2452) Data weighted within each community to known demographic profile by age, gender, and region.  
Fieldwork dates: 6 May-31 July 2022.

| Question 11. Did you attend an Armenian Day School as a child? If so, for how long? | Community |         | US Regions |         |       |      | Age   |       |       |      |
|---|-----------|---------|------------|---------|-------|------|-------|-------|-------|------|
|   | US        | Ontario | Northeast  | Midwest | South | West | 18-24 | 25-34 | 35-54 | 55+  |
| All answering   |           |         |            |         |       |      |       |       |       |      |
| BASE  | 5606      | 858     | 1993       | 854     | 307   | 2452 | 332   | 736   | 1565  | 2717 |
|   | %         | %       | %          | %       | %     | %    | %     | %     | %     | %    |
| No, never attended  | 51        | 27      | 61         | 62      | 59    | 45   | 63    | 51    | 44    | 53   |
| 1-2 years   | 5         | 6       | 6          | 4       | 6     | 5    | 6     | 8     | 6     | 4    |
| 3-5 years   | 7         | 8       | 6          | 5       | 9     | 7    | 8     | 7     | 8     | 7    |
| 6 years or more   | 27        | 50      | 20         | 19      | 16    | 32   | 17    | 26    | 28    | 30   |
| I grew up and attended school in Armenia  | 10        | 9       | 6          | 10      | 11    | 11   | 6     | 8     | 16    | 7    |

| Question 11. Did you attend an Armenian Day School as a child? If so, for how long? | Community |         | Gender |        | First Arrived |          |                           |
|---|-----------|---------|--------|--------|---------------|----------|---------------------------|
|   | US        | Ontario | Male   | Female | You           | A parent | Grandparent / Earlier gen |
| All answering   |           |         |        |        |               |          |                           |
| BASE  | 5606      | 858     | 2325   | 3036   | 1638          | 1564     | 2204                      |
|   | %         | %       | %      | %      | %             | %        | %                         |
| No, never attended  | 51        | 27      | 49     | 52     | 27            | 52       | 70                        |
| 1-2 years   | 5         | 6       | 6      | 5      | 5             | 7        | 4                         |
| 3-5 years   | 7         | 8       | 8      | 6      | 8             | 8        | 6                         |
| 6 years or more   | 27        | 50      | 28     | 26     | 39            | 27       | 17                        |
| I grew up and attended school in Armenia  | 10        | 9       | 9      | 11     | 21            | 6        | 3                         |

Question 12. Did you attend after-school/weekend Armenian classes as a child? If so, for how long?




| Question 12. Did you attend after-school/weekend Armenian classes as a child? If so, for how long? | Community |         | Age   |       |       |     | Gender |        |
|--|-----------|---------|-------|-------|-------|-----|--------|--------|
|  | US        | Ontario | 18-24 | 25-34 | 35-54 | 55+ | Male   | Female |
| All answering  | 5586      | 844     | 55    | 106   | 299   | 328 | 372    | 424    |
| BASE   | %         | %       | %     | %     | %     | %   | %      | %      |
| No, never attended   | 58        | 54      | 50    | 36    | 46    | 68  | 56     | 52     |
| 1-2 years  | 11        | 10      | 14    | 15    | 8     | 8   | 9      | 10     |
| 3-5 years  | 10        | 8       | 12    | 8     | 9     | 6   | 6      | 10     |
| 6 years or more  | 14        | 22      | 23    | 31    | 26    | 16  | 22     | 23     |
| I grew up and attended school in Armenia   | 8         | 7       | 0     | 10    | 12    | 3   | 7      | 7      |

| Question 12. Did you attend after-school/weekend Armenian classes as a child? If so, for how long? | Community |         | First Arrived |          |                           |
|--|-----------|---------|---------------|----------|---------------------------|
|  | US        | Ontario | You           | A parent | Grandparent / Earlier gen |
| All answering  | 5586      | 844     | 408           | 273      | 119                       |
| BASE   | %         | %       | %             | %        | %                         |
| No, never attended   | 58        | 54      | 64            | 45       | 43                        |
| 1-2 years  | 11        | 10      | 5             | 12       | 18                        |
| 3-5 years  | 10        | 8       | 5             | 10       | 10                        |
| 6 years or more  | 14        | 22      | 14            | 32       | 27                        |
| I grew up and attended school in Armenia   | 8         | 7       | 12            | 1        | 1                         |

Question 12. Did you attend after-school/weekend Armenian classes as a child? If so, for how long?

ARMENIAN DIASPORA SURVEY 2022

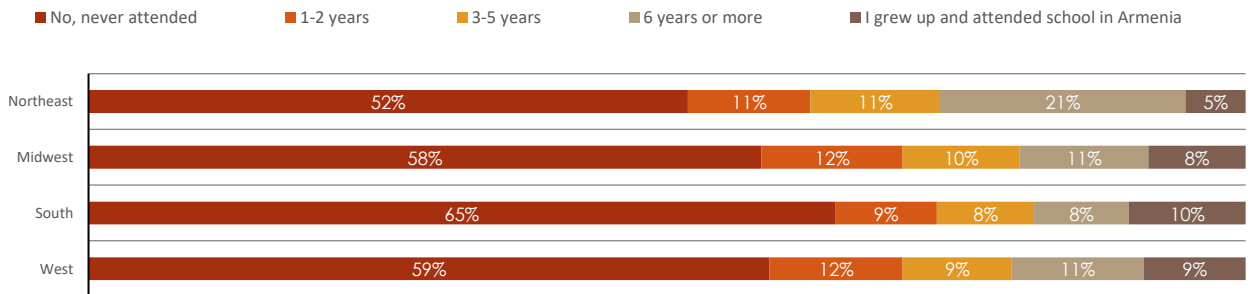
Q12. TOTAL



Base: All Respondents (5586) Data weighted within each community to known demographic profile by age, gender, and region. Fieldwork dates: 6 May-31 July 2022.

ARMENIAN DIASPORA SURVEY 2022

Q12. USA



Base: Northeast (1990), Midwest (852), South (306), West (2438) Data weighted within each community to known demographic profile by age, gender, and region. Fieldwork dates: 6 May-31 July 2022.

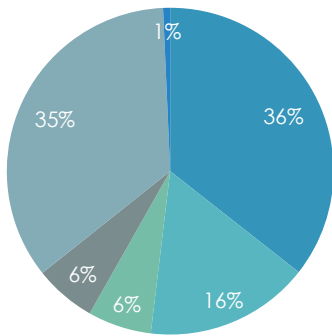
| Question 12. Did you attend after-school/weekend Armenian classes as a child? If so, for how long? | Community |         | US Regions |         |       |      | Age   |       |       |      |
|--|-----------|---------|------------|---------|-------|------|-------|-------|-------|------|
|  | US        | Ontario | Northeast  | Midwest | South | West | 18-24 | 25-34 | 35-54 | 55+  |
| All answering  | 5586      | 844     | 1990       | 852     | 306   | 2438 | 332   | 737   | 1566  | 2700 |
| BASE   | %         | %       | %          | %       | %     | %    | %     | %     | %     | %    |
| No, never attended   | 58        | 54      | 52         | 58      | 65    | 59   | 56    | 55    | 53    | 63   |
| 1-2 years  | 11        | 10      | 11         | 12      | 9     | 12   | 14    | 14    | 10    | 10   |
| 3-5 years  | 10        | 8       | 11         | 10      | 8     | 9    | 13    | 11    | 10    | 9    |
| 6 years or more  | 14        | 22      | 21         | 11      | 8     | 11   | 14    | 15    | 15    | 12   |
| I grew up and attended school in Armenia   | 8         | 7       | 5          | 8       | 10    | 9    | 3     | 6     | 13    | 6    |

| Question 12. Did you attend after-school/weekend Armenian classes as a child? If so, for how long? | Community |         | Gender |        | First Arrived |          |                         |
|--|-----------|---------|--------|--------|---------------|----------|-------------------------|
|  | US        | Ontario | Male   | Female | You           | A parent | Grandparent/Earlier gen |
| All answering  | 5586      | 844     | 2324   | 3022   | 1620          | 1563     | 2208                    |
| BASE   | %         | %       | %      | %      | %             | %        | %                       |
| No, never attended   | 58        | 54      | 59     | 56     | 55            | 53       | 64                      |
| 1-2 years  | 11        | 10      | 11     | 11     | 7             | 14       | 12                      |
| 3-5 years  | 10        | 8       | 10     | 10     | 7             | 13       | 10                      |
| 6 years or more  | 14        | 22      | 13     | 15     | 12            | 17       | 12                      |
| I grew up and attended school in Armenia   | 8         | 7       | 7      | 9      | 19            | 4        | 2                       |

Question 13. Did you send your children to Armenian day school?

ARMENIAN DIASPORA SURVEY 2022

Q13. TOTAL



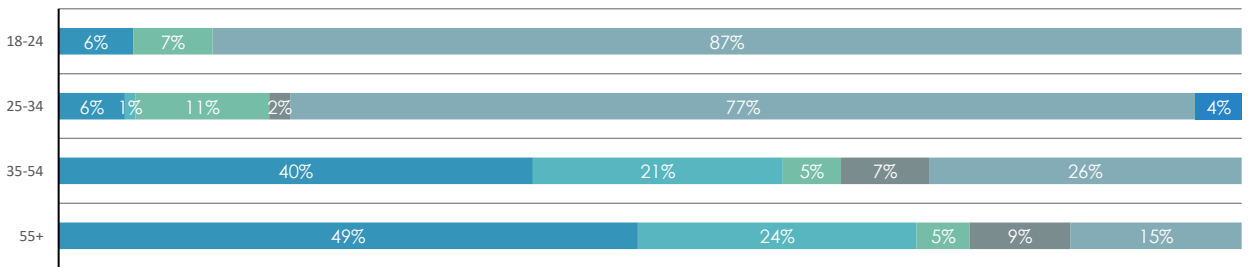
- Yes, my child/ren attended Armenian day school
- No, my child/ren did not attend Armenian day school
- I do not have children of relevant age
- There are/were no Armenian day schools in my town
- Not applicable to me / not relevant
- Don't know

Base: All Respondents (856) Data weighted within each community to known demographic profile by age, gender, and region.  
Fieldwork dates: Ontario 6 May-31 July 2022.

ARMENIAN DIASPORA SURVEY 2022

Q13. ONTARIO

- Yes, my child/ren attended Armenian day school
- No, my child/ren did not attend Armenian day school
- I do not have children of relevant age
- There are/were no Armenian day schools in my town
- Not applicable to me / not relevant
- Don't know



Base: All Respondents (856) Data weighted within each community to known demographic profile by age, gender, and region.  
Fieldwork dates: Ontario 6 May-31 July 2022.

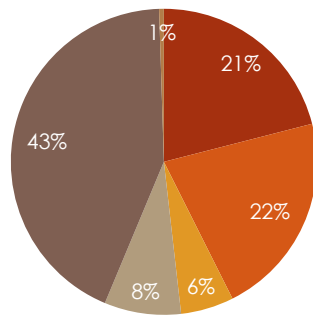
| Question 13. Did you send your children to Armenian day school? | Community |         | Age   |       |       |     | Gender |        |
|---|-----------|---------|-------|-------|-------|-----|--------|--------|
|   | US        | Ontario | 18-24 | 25-34 | 35-54 | 55+ | Male   | Female |
| All answering   | 5600      | 856     | 55    | 106   | 301   | 338 | 378    | 430    |
| BASE  | %         | %       | %     | %     | %     | %   | %      | %      |
| Yes, my child/ren attended Armenian day school                  | 21        | 36      | 6     | 6     | 40    | 49  | 35     | 34     |
| No, my child/ren did not attend Armenian day school             | 22        | 16      | 0     | 1     | 21    | 24  | 18     | 16     |
| I do not have children of relevant age                          | 6         | 6       | 7     | 11    | 5     | 5   | 6      | 6      |
| There are/were no Armenian day schools in my town               | 8         | 6       | 0     | 2     | 7     | 9   | 5      | 7      |
| Not applicable to me / not relevant                             | 43        | 35      | 87    | 77    | 26    | 15  | 34     | 37     |
| Don't know  | 1         | 1       | 0     | 4     | 0     | 0   | 1      | 0      |

| Question 13. Did you send your children to Armenian day school? | Community |         | First Arrived |          |                           |
|---|-----------|---------|---------------|----------|---------------------------|
|   | US        | Ontario | You           | A parent | Grandparent / Earlier gen |
| All answering   | 5600      | 856     | 421           | 272      | 119                       |
| BASE  | %         | %       | %             | %        | %                         |
| Yes, my child/ren attended Armenian day school                  | 21        | 36      | 49            | 21       | 18                        |
| No, my child/ren did not attend Armenian day school             | 22        | 16      | 16            | 18       | 16                        |
| I do not have children of relevant age                          | 6         | 6       | 4             | 6        | 11                        |
| There are/were no Armenian day schools in my town               | 8         | 6       | 8             | 4        | 6                         |
| Not applicable to me / not relevant                             | 43        | 35      | 22            | 50       | 49                        |
| Don't know  | 1         | 1       | 1             | 1        | 1                         |

Question 13. Did you send your children to Armenian day school?

ARMENIAN DIASPORA SURVEY 2022

Q13. TOTAL



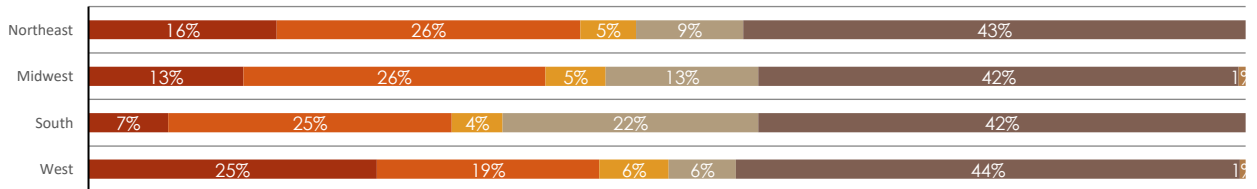
- Yes, my child/ren attended Armenian day school
- No, my child/ren did not attend Armenian day school
- I do not have children of relevant age
- There are/were no Armenian day schools in my town
- Not applicable to me / not relevant
- Don't know

Base: All Respondents (5600) Data weighted within each community to known demographic profile by age, gender, and region.  
Fieldwork dates: 6 May-31 July 2022.

ARMENIAN DIASPORA SURVEY 2022

Q13. USA

- Yes, my child/ren attended Armenian day school
- No, my child/ren did not attend Armenian day school
- I do not have children of relevant age
- There are/were no Armenian day schools in my town
- Not applicable to me / not relevant
- Don't know



Base: Northeast (1993), Midwest (848), South (307), West (2452) Data weighted within each community to known demographic profile by age, gender, and region.  
Fieldwork dates: 6 May-31 July 2022.

| Question 13. Did you send your children to Armenian day school? | Community |         | US Regions |         |       |      | Age   |       |       |      |
|---|-----------|---------|------------|---------|-------|------|-------|-------|-------|------|
|   | US        | Ontario | Northeast  | Midwest | South | West | 18-24 | 25-34 | 35-54 | 55+  |
| All answering   |           |         |            |         |       |      |       |       |       |      |
| BASE  | 5600      | 856     | 1993       | 848     | 307   | 2452 | 332   | 735   | 1561  | 2720 |
|   | %         | %       | %          | %       | %     | %    | %     | %     | %     | %    |
| Yes, my child/ren attended Armenian day school                  | 21        | 36      | 16         | 13      | 7     | 25   | 1     | 4     | 26    | 30   |
| No, my child/ren did not attend Armenian day school             | 22        | 16      | 26         | 26      | 25    | 19   | 1     | 2     | 24    | 36   |
| I do not have children of relevant age                          | 6         | 6       | 5          | 5       | 4     | 6    | 6     | 10    | 6     | 3    |
| There are/were no Armenian day schools in my town               | 8         | 6       | 9          | 13      | 22    | 6    | 1     | 2     | 11    | 11   |
| Not applicable to me / not relevant                             | 43        | 35      | 43         | 42      | 42    | 44   | 90    | 83    | 32    | 20   |
| Don't know  | 1         | 1       | 0          | 1       | 0     | 1    | 1     | 0     | 1     | 0    |

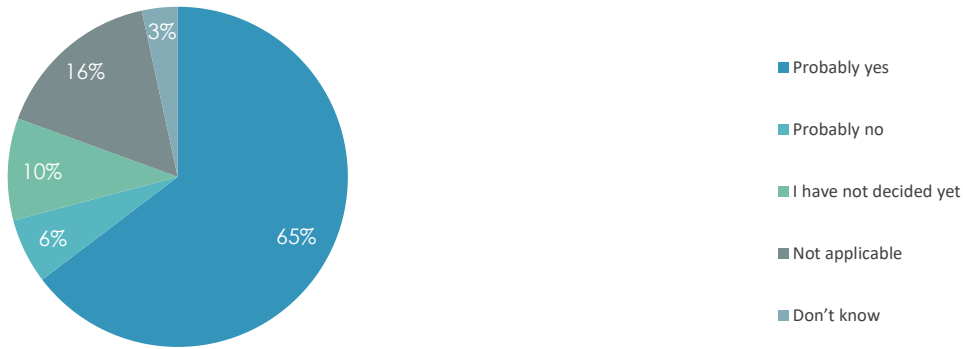
| Question 13. Did you send your children to Armenian day school? | Community |         | Gender |        | First Arrived |          |                           |
|---|-----------|---------|--------|--------|---------------|----------|---------------------------|
|   | US        | Ontario | Male   | Female | You           | A parent | Grandparent / Earlier gen |
| All answering   |           |         |        |        |               |          |                           |
| BASE  | 5600      | 856     | 2334   | 3024   | 1633          | 1565     | 2204                      |
|   | %         | %       | %      | %      | %             | %        | %                         |
| Yes, my child/ren attended Armenian day school                  | 21        | 36      | 21     | 20     | 33            | 17       | 14                        |
| No, my child/ren did not attend Armenian day school             | 22        | 16      | 22     | 21     | 24            | 15       | 25                        |
| I do not have children of relevant age                          | 6         | 6       | 6      | 5      | 5             | 7        | 5                         |
| There are/were no Armenian day schools in my town               | 8         | 6       | 8      | 9      | 10            | 6        | 9                         |
| Not applicable to me / not relevant                             | 43        | 35      | 43     | 45     | 27            | 55       | 48                        |
| Don't know  | 1         | 1       | 1      | 0      | 1             | 0        | 0                         |



Question 14. Would you send your children to an Armenian day school?  
Those who do not have children of school age.

ARMENIAN DIASPORA SURVEY 2022

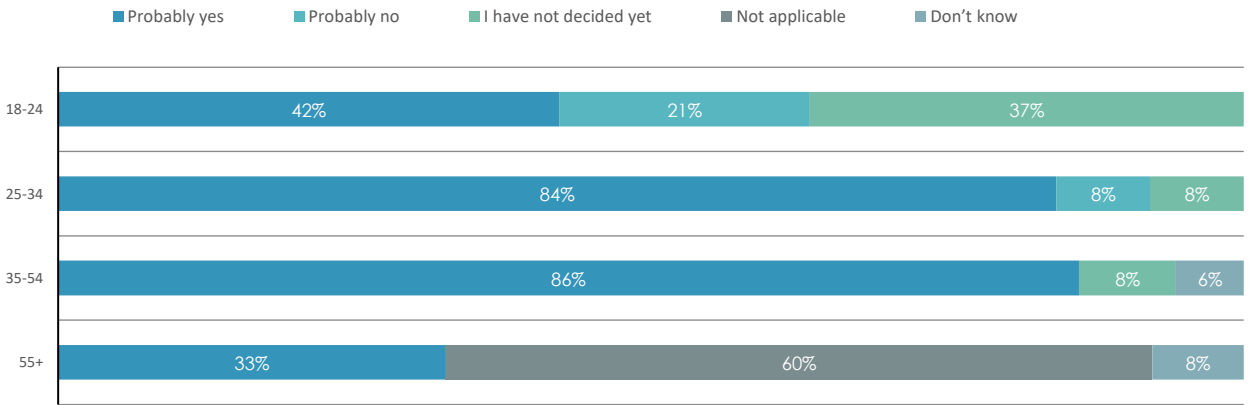
Q14. TOTAL



Base: Respondents – Those who do not have children of school age. (51) Data weighted within each community to known demographic profile by age, gender, and region.  
Fieldwork dates: Ontario 6 May-31 July 2022.

ARMENIAN DIASPORA SURVEY 2022

Q14. ONTARIO



Base: Respondents – Those who do not have children of school age. (51) Data weighted within each community to known demographic profile by age, gender, and region.  
Fieldwork dates: Ontario 6 May-31 July 2022.

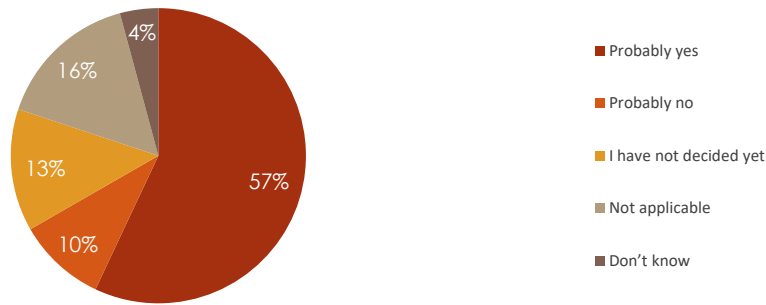
| Question 14. Would you send your children to an Armenian day school? | Community  |           | Age   |       |       |     | Gender |        |
|--|------------|-----------|-------|-------|-------|-----|--------|--------|
|  | US         | Ontario   | 18-24 | 25-34 | 35-54 | 55+ | Male   | Female |
| Those who do not have children of school age                         |            |           |       |       |       |     |        |        |
| <b>BASE</b>  | <b>268</b> | <b>51</b> | 4     | 12    | 14    | 15  | 22     | 23     |
|  | %          | %         | %     | %     | %     | %   | %      | %      |
| <b>Probably yes</b>  | <b>57</b>  | <b>65</b> | 42    | 84    | 86    | 33  | 70     | 59     |
| <b>Probably no</b>   | <b>10</b>  | <b>6</b>  | 21    | 8     | 0     | 0   | 0      | 10     |
| <b>I have not decided yet</b>  | <b>13</b>  | <b>10</b> | 37    | 8     | 8     | 0   | 13     | 5      |
| <b>Not applicable</b>  | <b>16</b>  | <b>16</b> | 0     | 0     | 0     | 60  | 18     | 19     |
| <b>Don't know</b>  | <b>4</b>   | <b>3</b>  | 0     | 0     | 6     | 8   | 0      | 8      |

| Question 14. Would you send your children to an Armenian day school? | Community  |           | First Arrived |          |                           |
|--|------------|-----------|---------------|----------|---------------------------|
|  | US         | Ontario   | You           | A parent | Grandparent / Earlier gen |
| Those who do not have children of school age                         |            |           |               |          |                           |
| <b>BASE</b>  | <b>268</b> | <b>51</b> | 17            | 17       | 11                        |
|  | %          | %         | %             | %        | %                         |
| <b>Probably yes</b>  | <b>57</b>  | <b>65</b> | 60            | 77       | 53                        |
| <b>Probably no</b>   | <b>10</b>  | <b>6</b>  | 0             | 0        | 18                        |
| <b>I have not decided yet</b>  | <b>13</b>  | <b>10</b> | 0             | 13       | 15                        |
| <b>Not applicable</b>  | <b>16</b>  | <b>16</b> | 40            | 5        | 8                         |
| <b>Don't know</b>  | <b>4</b>   | <b>3</b>  | 0             | 6        | 6                         |

Question 14. Would you send your children to an Armenian day school?  
Those who do not have children of school age.

ARMENIAN DIASPORA SURVEY 2022

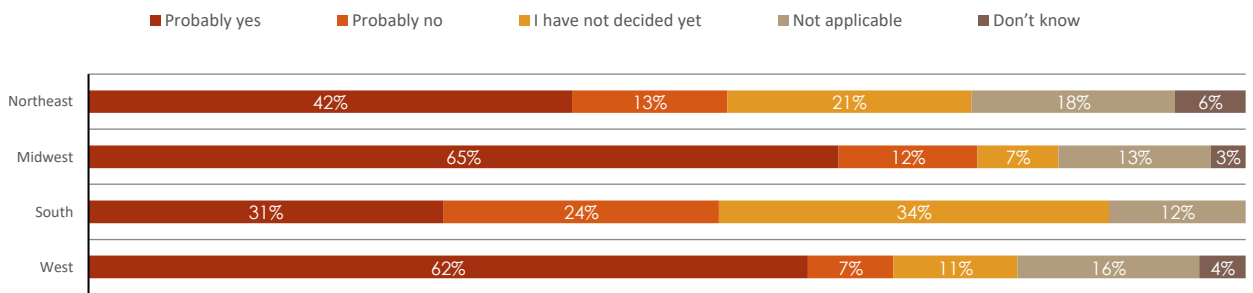
Q14. TOTAL



Base: Respondents – Those who do not have children of school age. (268) Data weighted within each community to known demographic profile by age, gender, and region.  
Fieldwork dates: 6 May-31 July 2022.

ARMENIAN DIASPORA SURVEY 2022

Q14. USA



Base: Respondents – Those who do not have children of school age. Northeast (83), Midwest (36), South (13), West (136) Data weighted within each community to known demographic profile by age  
Fieldwork dates: 6 May-31 July 2022.

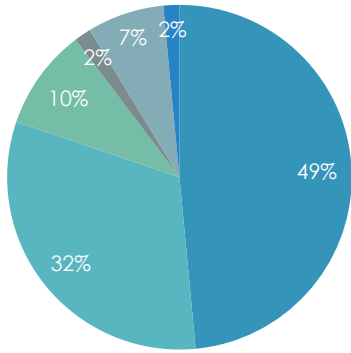
| Question 14. Would you send your children to an Armenian day school? | Community |         | US Regions |         |       |      | Age   |       |       |     |
|--|-----------|---------|------------|---------|-------|------|-------|-------|-------|-----|
|  | US        | Ontario | Northeast  | Midwest | South | West | 18-24 | 25-34 | 35-54 | 55+ |
| Those who do not have children of school age                         |           |         |            |         |       |      |       |       |       |     |
| BASE   | 268       | 51      | 83         | 36      | 13    | 136  | 17    | 73    | 84    | 77  |
|  | %         | %       | %          | %       | %     | %    | %     | %     | %     | %   |
| Probably yes   | 57        | 65      | 42         | 65      | 31    | 62   | 72    | 54    | 66    | 42  |
| Probably no  | 10        | 6       | 13         | 12      | 24    | 7    | 12    | 13    | 9     | 4   |
| I have not decided yet   | 13        | 10      | 21         | 7       | 34    | 11   | 6     | 26    | 12    | 1   |
| Not applicable   | 16        | 16      | 18         | 13      | 12    | 16   | 0     | 6     | 12    | 45  |
| Don't know   | 4         | 3       | 6          | 3       | 0     | 4    | 10    | 2     | 1     | 8   |

| Question 14. Would you send your children to an Armenian day school? | Community |         | Gender |        | First Arrived |          |                          |
|--|-----------|---------|--------|--------|---------------|----------|--------------------------|
|  | US        | Ontario | Male   | Female | You           | A parent | Grandparent/ Earlier gen |
| Those who do not have children of school age                         |           |         |        |        |               |          |                          |
| BASE   | 268       | 51      | 120    | 130    | 73            | 96       | 86                       |
|  | %         | %       | %      | %      | %             | %        | %                        |
| Probably yes   | 57        | 65      | 56     | 62     | 63            | 57       | 54                       |
| Probably no  | 10        | 6       | 9      | 9      | 1             | 17       | 6                        |
| I have not decided yet   | 13        | 10      | 17     | 10     | 9             | 12       | 21                       |
| Not applicable   | 16        | 16      | 16     | 12     | 25            | 10       | 14                       |
| Don't know   | 4         | 3       | 2      | 7      | 3             | 4        | 5                        |

Question 15. Did you send your children to after-school/weekend Armenian classes/programs?

ARMENIAN DIASPORA SURVEY 2022

Q15. TOTAL



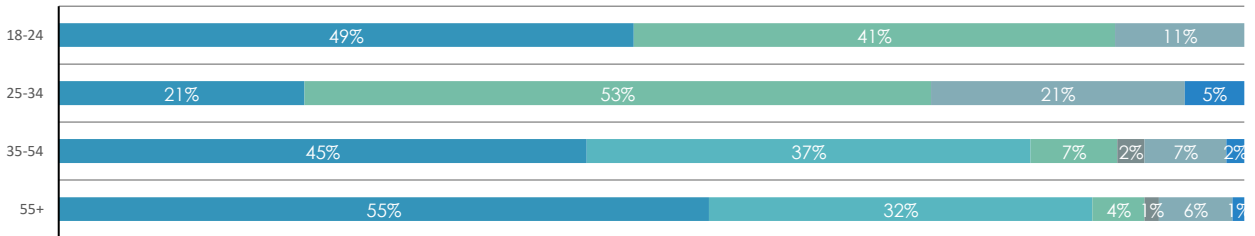
- Yes, my child/ren attended Armenian after-school/weekend Armenian classes/programs
- No, my child/ren did not attend after-school/weekend Armenian classes/programs
- I do not have children of relevant age
- There are/were no Armenian classes/programs in my town
- Not applicable to me / not relevant
- Don't know

Base: All Respondents (526) Data weighted within each community to known demographic profile by age, gender, and region.  
Fieldwork dates: Ontario 6 May-31 July 2022.

ARMENIAN DIASPORA SURVEY 2022

Q15. ONTARIO

- Yes, my child/ren attended Armenian after-school/weekend Armenian classes/programs
- No, my child/ren did not attend after-school/weekend Armenian classes/programs
- I do not have children of relevant age
- There are/were no Armenian classes/programs in my town
- Not applicable to me / not relevant
- Don't know



Base: All Respondents (526) Data weighted within each community to known demographic profile by age, gender, and region.  
Fieldwork dates: Ontario 6 May-31 July 2022.

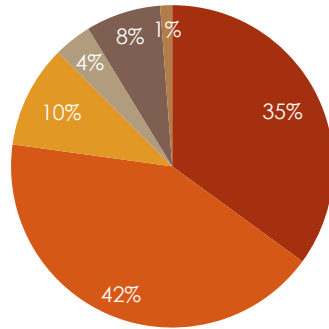
| Question 15. Did you send your children to after-school/weekend Armenian classes/programs? | Community |         | Age   |       |       |     | Gender |        |
|--|-----------|---------|-------|-------|-------|-----|--------|--------|
|  | US        | Ontario | 18-24 | 25-34 | 35-54 | 55+ | Male   | Female |
| Those answering that there are Armenian day schools in their town                          |           |         |       |       |       |     |        |        |
| BASE   | 2993      | 526     | 7     | 19    | 196   | 262 | 247    | 244    |
|  | %         | %       | %     | %     | %     | %   | %      | %      |
| Yes, my child/ren attended Armenian after-school/weekend Armenian classes/programs         | 35        | 49      | 49    | 21    | 45    | 55  | 45     | 52     |
| No, my child/ren did not attend after-school/weekend Armenian classes/programs             | 42        | 32      | 0     | 0     | 37    | 32  | 36     | 29     |
| I do not have children of relevant age   | 10        | 10      | 41    | 53    | 7     | 4   | 8      | 10     |
| There are/were no Armenian classes/programs in my town                                     | 4         | 2       | 0     | 0     | 2     | 1   | 2      | 1      |
| Not applicable to me / not relevant  | 8         | 7       | 11    | 21    | 7     | 6   | 8      | 7      |
| Don't know   | 1         | 2       | 0     | 5     | 2     | 1   | 2      | 1      |

| Question 15. Did you send your children to after-school/weekend Armenian classes/programs? | Community |         | First Arrived |          |                           |
|--|-----------|---------|---------------|----------|---------------------------|
|  | US        | Ontario | You           | A parent | Grandparent / Earlier gen |
| Those answering that there are Armenian day schools in their town                          |           |         |               |          |                           |
| BASE   | 2993      | 526     | 299           | 137      | 55                        |
|  | %         | %       | %             | %        | %                         |
| Yes, my child/ren attended Armenian after-school/weekend Armenian classes/programs         | 35        | 49      | 53            | 42       | 43                        |
| No, my child/ren did not attend after-school/weekend Armenian classes/programs             | 42        | 32      | 33            | 34       | 25                        |
| I do not have children of relevant age   | 10        | 10      | 6             | 13       | 14                        |
| There are/were no Armenian classes/programs in my town                                     | 4         | 2       | 1             | 2        | 4                         |
| Not applicable to me / not relevant  | 8         | 7       | 6             | 8        | 14                        |
| Don't know   | 1         | 2       | 2             | 1        | 0                         |

Question 15. Did you send your children to after-school/weekend Armenian classes/programs?

ARMENIAN DIASPORA SURVEY 2022

Q15. TOTAL



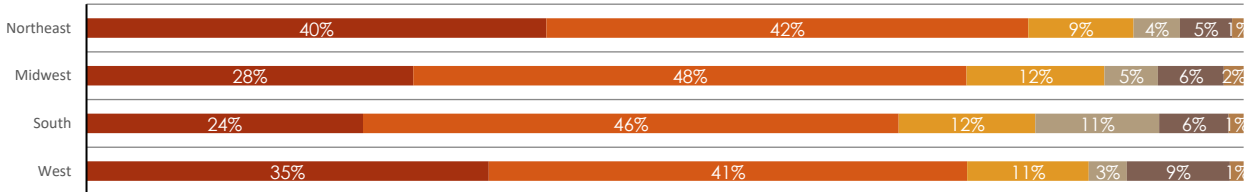
- Yes, my child/ren attended Armenian after-school/weekend Armenian classes/programs
- No, my child/ren did not attend after-school/weekend Armenian classes/programs
- I do not have children of relevant age
- There are/were no Armenian classes/programs in my town
- Not applicable to me / not relevant
- Don't know

Base: All Respondents (2993) Data weighted within each community to known demographic profile by age, gender, and region.  
Fieldwork dates: 6 May-31 July 2022.

ARMENIAN DIASPORA SURVEY 2022

Q15. USA

- Yes, my child/ren attended Armenian after-school/weekend Armenian classes/programs
- No, my child/ren did not attend after-school/weekend Armenian classes/programs
- I do not have children of relevant age
- There are/were no Armenian classes/programs in my town
- Not applicable to me / not relevant
- Don't know



Base: Northeast (1073), Midwest (450), South (128), West (1342) Data weighted within each community to known demographic profile by age, gender, and region.  
Fieldwork dates: 6 May-31 July 2022.

| Question 15. Did you send your children to after-school/weekend Armenian classes/programs?<br>Those answering that there are Armenian day schools in their town | Community   |            | US Regions |         |       |      | Age   |       |       |      |
|---|-------------|------------|------------|---------|-------|------|-------|-------|-------|------|
|   | US          | Ontario    | Northeast  | Midwest | South | West | 18-24 | 25-34 | 35-54 | 55+  |
| <b>BASE</b>   | <b>2993</b> | <b>526</b> | 1073       | 450     | 128   | 1342 | 23    | 115   | 864   | 1830 |
|   | %           | %          | %          | %       | %     | %    | %     | %     | %     | %    |
| Yes, my child/ren attended Armenian after-school/weekend Armenian classes/programs  | 35          | 49         | 40         | 28      | 24    | 35   | 10    | 19    | 38    | 37   |
| No, my child/ren did not attend after-school/weekend Armenian classes/programs  | 42          | 32         | 42         | 48      | 46    | 41   | 0     | 15    | 40    | 48   |
| I do not have children of relevant age  | 10          | 10         | 9          | 12      | 12    | 11   | 68    | 52    | 10    | 4    |
| There are/were no Armenian classes/programs in my town  | 4           | 2          | 4          | 5       | 11    | 3    | 0     | 2     | 4     | 4    |
| Not applicable to me / not relevant   | 8           | 7          | 5          | 6       | 6     | 9    | 22    | 12    | 8     | 6    |
| Don't know  | 1           | 2          | 1          | 2       | 1     | 1    | 0     | 0     | 0     | 2    |

| Question 15. Did you send your children to after-school/weekend Armenian classes/programs?<br>Those answering that there are Armenian day schools in their town | Community   |            | Gender |        | First Arrived |          |                           |
|---|-------------|------------|--------|--------|---------------|----------|---------------------------|
|   | US          | Ontario    | Male   | Female | You           | A parent | Grandparent / Earlier gen |
| <b>BASE</b>   | <b>2993</b> | <b>526</b> | 1302   | 1541   | 1031          | 735      | 1088                      |
|   | %           | %          | %      | %      | %             | %        | %                         |
| Yes, my child/ren attended Armenian after-school/weekend Armenian classes/programs  | 35          | 49         | 35     | 36     | 45            | 33       | 26                        |
| No, my child/ren did not attend after-school/weekend Armenian classes/programs  | 42          | 32         | 42     | 43     | 35            | 39       | 53                        |
| I do not have children of relevant age  | 10          | 10         | 11     | 10     | 8             | 15       | 10                        |
| There are/were no Armenian classes/programs in my town  | 4           | 2          | 3      | 5      | 4             | 2        | 6                         |
| Not applicable to me / not relevant   | 8           | 7          | 8      | 6      | 7             | 10       | 6                         |
| Don't know  | 1           | 2          | 1      | 1      | 2             | 1        | 1                         |

Question 16. Would you send your children to after-school/weekend Armenian classes/programs?  
Those who do not have children of school age.

ARMENIAN DIASPORA SURVEY 2022

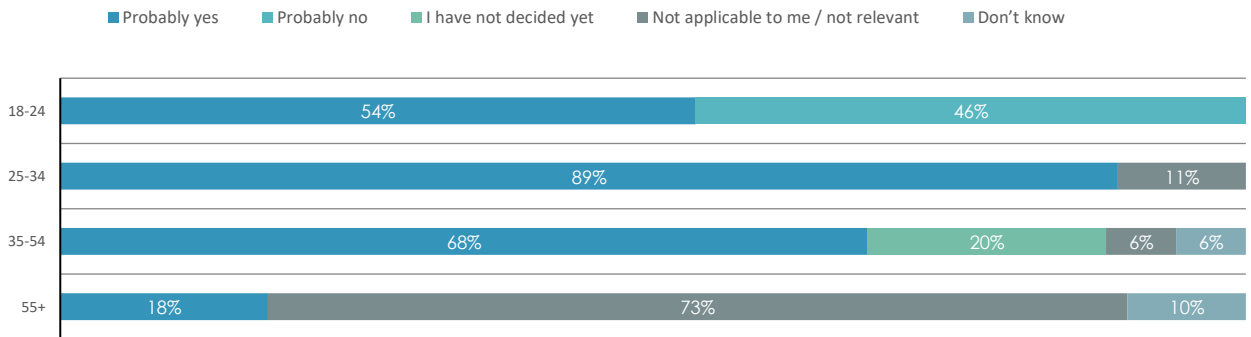
Q16. TOTAL



Base: Respondents – Those who do not have children of school age. (45) Data weighted within each community to known demographic profile by age, gender, and region.  
Fieldwork dates: Ontario 6 May-31 July 2022.

ARMENIAN DIASPORA SURVEY 2022

Q16. ONTARIO

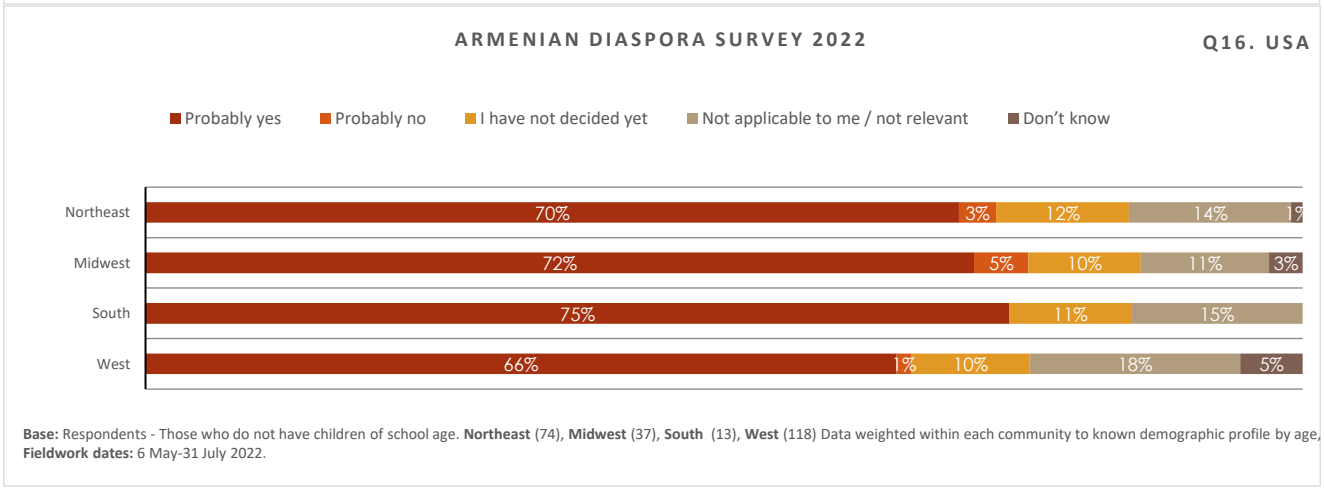
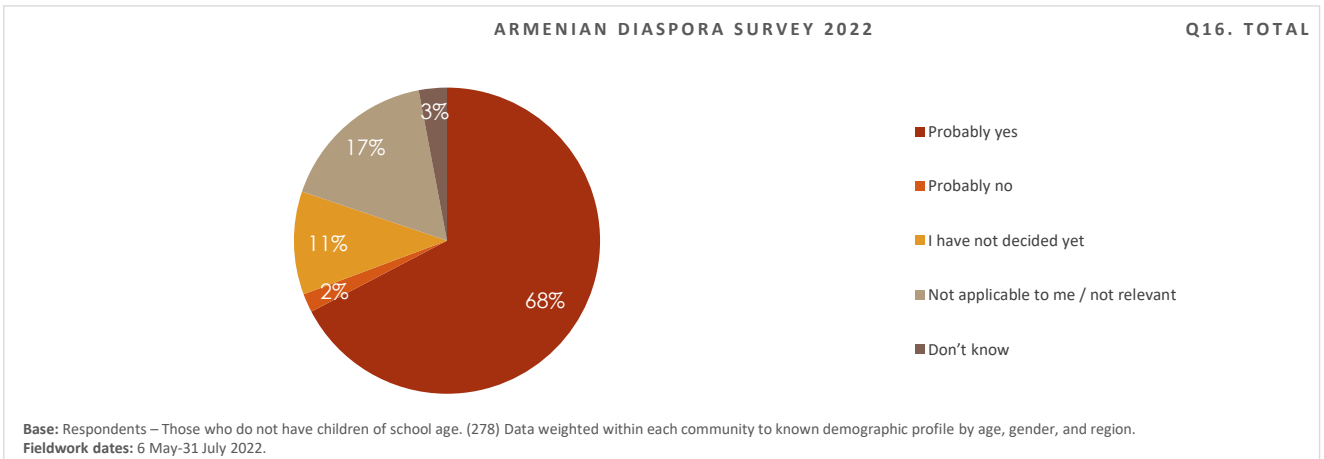


Base: Respondents – Those who do not have children of school age. (45) Data weighted within each community to known demographic profile by age, gender, and region.  
Fieldwork dates: Ontario 6 May-31 July 2022.

| Question 16. Would you send your children to after-school/weekend Armenian classes/programs?<br>Those who do not have children of school age | Community |         | Age   |       |       |     | Gender |        |
|--|-----------|---------|-------|-------|-------|-----|--------|--------|
|  | US        | Ontario | 18-24 | 25-34 | 35-54 | 55+ | Male   | Female |
| BASE   | 278       | 45      | 3     | 10    | 14    | 11  | 16     | 22     |
|  | %         | %       | %     | %     | %     | %   | %      | %      |
| Probably yes   | 68        | 63      | 54    | 89    | 68    | 18  | 62     | 57     |
| Probably no  | 2         | 4       | 46    | 0     | 0     | 0   | 11     | 0      |
| I have not decided yet   | 11        | 5       | 0     | 0     | 20    | 0   | 6      | 7      |
| Not applicable to me / not relevant  | 17        | 24      | 0     | 11    | 6     | 73  | 21     | 28     |
| Don't know   | 3         | 4       | 0     | 0     | 6     | 10  | 0      | 8      |

| Question 16. Would you send your children to after-school/weekend Armenian classes/programs?<br>Those who do not have children of relevant age | Community |         | First Arrived |          |                           |
|--|-----------|---------|---------------|----------|---------------------------|
|  | US        | Ontario | You           | A parent | Grandparent / Earlier gen |
| BASE   | 278       | 45      | 17            | 15       | 6                         |
|  | %         | %       | %             | %        | %                         |
| Probably yes   | 68        | 63      | 46            | 71       | 64                        |
| Probably no  | 2         | 4       | 0             | 0        | 26                        |
| I have not decided yet   | 11        | 5       | 0             | 16       | 0                         |
| Not applicable to me / not relevant  | 17        | 24      | 47            | 14       | 0                         |
| Don't know   | 3         | 4       | 7             | 0        | 10                        |

Question 16. Would you send your children to after-school/weekend Armenian classes/programs?  
Those who do not have children of school age.



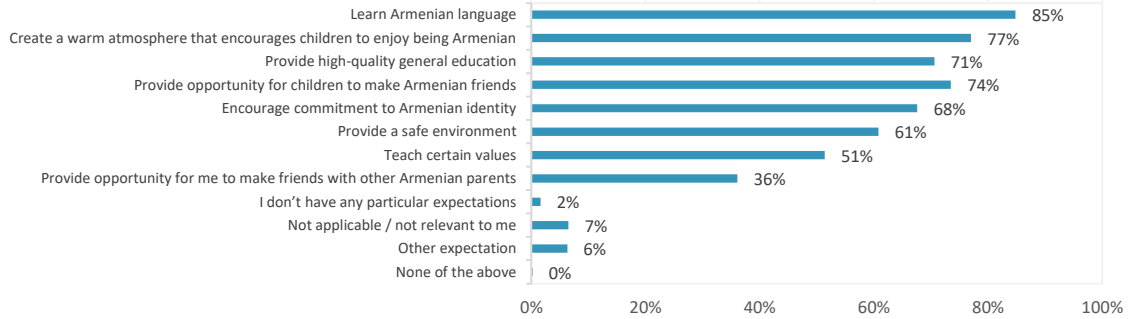
| Question 16. Would you send your children to after-school/weekend Armenian classes/programs?<br>Those who do not have children of school age | Community  |           | US Regions |         |       |      | Age   |       |       |     |
|--|------------|-----------|------------|---------|-------|------|-------|-------|-------|-----|
|  | US         | Ontario   | Northeast  | Midwest | South | West | 18-24 | 25-34 | 35-54 | 55+ |
| <b>BASE</b>  | <b>278</b> | <b>48</b> | 55         | 26      | 13    | 185  | 32    | 81    | 100   | 48  |
|  | %          | %         | %          | %       | %     | %    | %     | %     | %     | %   |
| <b>Probably yes</b>  | <b>68</b>  | <b>63</b> | 70         | 72      | 75    | 66   | 64    | 78    | 80    | 35  |
| <b>Probably no</b>   | <b>2</b>   | <b>4</b>  | 3          | 5       | 0     | 1    | 8     | 2     | 1     | 1   |
| <b>I have not decided yet</b>  | <b>11</b>  | <b>5</b>  | 12         | 10      | 11    | 10   | 14    | 14    | 12    | 0   |
| <b>Not applicable to me / not relevant</b>   | <b>17</b>  | <b>24</b> | 14         | 11      | 15    | 18   | 7     | 4     | 6     | 63  |
| <b>Don't know</b>  | <b>3</b>   | <b>4</b>  | 1          | 3       | 0     | 5    | 7     | 3     | 2     | 2   |

| Question 16. Would you send your children to after-school/weekend Armenian classes/programs?<br>Those who do not have children of relevant age | Community  |           | Gender |        | First Arrived |          |                           |
|--|------------|-----------|--------|--------|---------------|----------|---------------------------|
|  | US         | Ontario   | Male   | Female | You           | A parent | Grandparent / Earlier gen |
| <b>BASE</b>  | <b>278</b> | <b>48</b> | 141    | 121    | 80            | 100      | 83                        |
|  | %          | %         | %      | %      | %             | %        | %                         |
| <b>Probably yes</b>  | <b>68</b>  | <b>63</b> | 69     | 67     | 66            | 73       | 66                        |
| <b>Probably no</b>   | <b>2</b>   | <b>4</b>  | 3      | 1      | 0             | 4        | 2                         |
| <b>I have not decided yet</b>  | <b>11</b>  | <b>5</b>  | 9      | 12     | 6             | 11       | 15                        |
| <b>Not applicable to me / not relevant</b>   | <b>17</b>  | <b>24</b> | 16     | 16     | 25            | 11       | 14                        |
| <b>Don't know</b>  | <b>3</b>   | <b>4</b>  | 3      | 4      | 4             | 2        | 3                         |

Question 17. What do you want Armenian schools to provide for children? Please select ALL you find important.

ARMENIAN DIASPORA SURVEY 2022

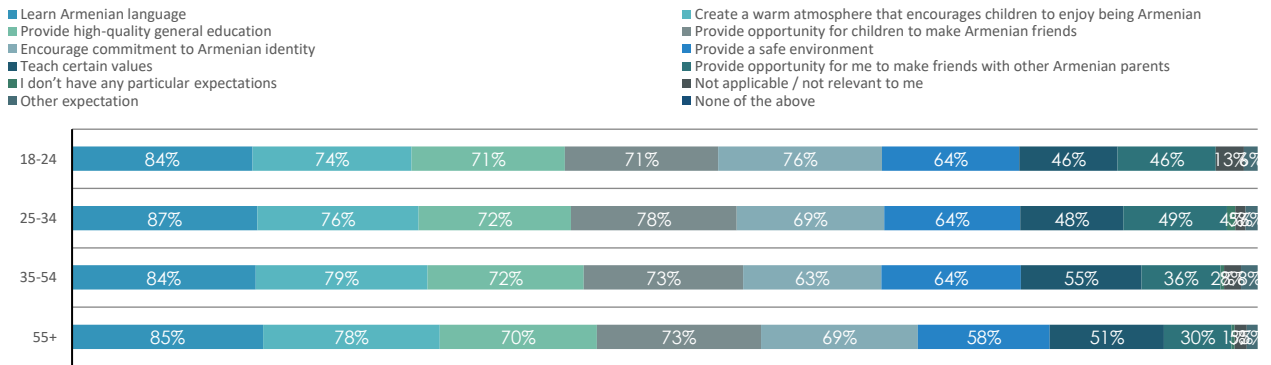
Q17. TOTAL



Base: All Respondents (862) Data weighted within each community to known demographic profile by age, gender, and region. Fieldwork dates: Ontario 6 May-31 July 2022.

ARMENIAN DIASPORA SURVEY 2022

Q17. ONTARIO



Base: All Respondents (862) Data weighted within each community to known demographic profile by age, gender, and region. Fieldwork dates: Ontario 6 May-31 July 2022.


| Question 17. What do you want Armenian schools to provide for children?<br>Please select ALL you find important. | Community |         | Age   |       |       |     | Gender |        |
|--|-----------|---------|-------|-------|-------|-----|--------|--------|
|  | US        | Ontario | 18-24 | 25-34 | 35-54 | 55+ | Male   | Female |
| All answering  | 5652      | 862     | 425   | 274   | 119   |     |        |        |
| BASE   | %         | %       | %     | %     | %     | %   | %      | %      |
| Learn Armenian language  | 80        | 85      | 84    | 87    | 84    | 85  | 86     | 84     |
| Create a warm atmosphere that encourages children to enjoy being Armenian  | 71        | 77      | 74    | 76    | 79    | 78  | 72     | 83     |
| Provide high-quality general education   | 68        | 71      | 71    | 72    | 72    | 70  | 68     | 74     |
| Provide opportunity for children to make Armenian friends  | 64        | 74      | 71    | 78    | 73    | 73  | 73     | 75     |
| Encourage commitment to Armenian identity  | 56        | 68      | 76    | 69    | 63    | 69  | 69     | 67     |
| Provide a safe environment   | 55        | 61      | 64    | 64    | 64    | 58  | 57     | 66     |
| Teach certain values   | 44        | 51      | 46    | 48    | 55    | 51  | 49     | 54     |
| Provide opportunity for me to make friends with other Armenian parents   | 34        | 36      | 46    | 49    | 36    | 30  | 35     | 39     |
| I don't have any particular expectations   | 2         | 2       | 0     | 4     | 2     | 1   | 2      | 2      |
| Not applicable / not relevant to me  | 11        | 7       | 13    | 5     | 8     | 5   | 9      | 5      |
| Other expectation  | 7         | 6       | 6     | 6     | 8     | 5   | 7      | 6      |
| None of the above  | 1         | 0       | 0     | 0     | 0     | 0   | 0      | 0      |

| Question 17. What do you want Armenian schools to provide for children?<br>Please select ALL you find important. | Community |         | First Arrived |          |                           |
|--|-----------|---------|---------------|----------|---------------------------|
|  | US        | Ontario | You           | A parent | Grandparent / Earlier gen |
| All answering  | 5652      | 862     | 425           | 274      | 119                       |
| BASE   | %         | %       | %             | %        | %                         |
| Learn Armenian language  | 80        | 85      | 85            | 86       | 79                        |
| Create a warm atmosphere that encourages children to enjoy being Armenian  | 71        | 77      | 79            | 78       | 73                        |
| Provide high-quality general education   | 68        | 71      | 71            | 77       | 55                        |
| Provide opportunity for children to make Armenian friends  | 64        | 74      | 72            | 79       | 68                        |
| Encourage commitment to Armenian identity  | 56        | 68      | 70            | 67       | 63                        |
| Provide a safe environment   | 55        | 61      | 58            | 68       | 58                        |
| Teach certain values   | 44        | 51      | 54            | 50       | 47                        |
| Provide opportunity for me to make friends with other Armenian parents   | 34        | 36      | 32            | 46       | 33                        |
| I don't have any particular expectations   | 2         | 2       | 1             | 3        | 3                         |
| Not applicable / not relevant to me  | 11        | 7       | 5             | 7        | 14                        |
| Other expectation  | 7         | 6       | 6             | 7        | 5                         |
| None of the above  | 1         | 0       | 0             | 0        | 2                         |

Question 17. What do you want Armenian schools to provide for children? Please select ALL you find important.

ARMENIAN DIASPORA SURVEY 2022

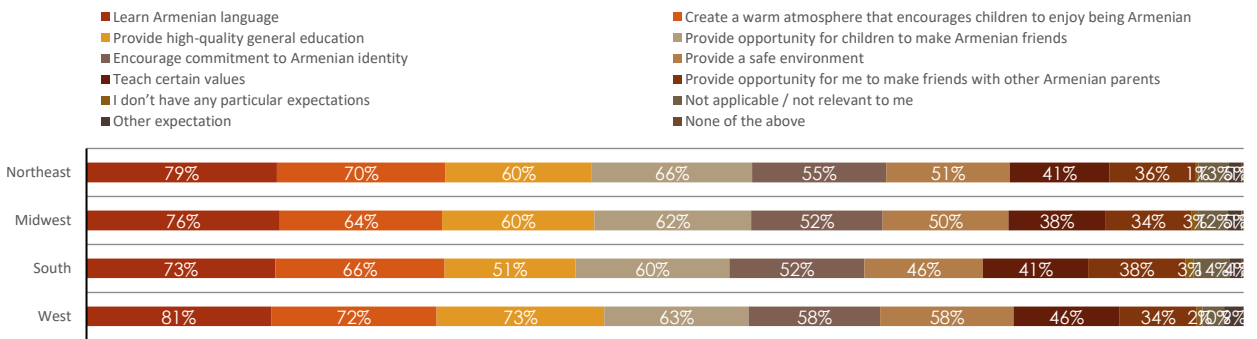
Q17. TOTAL



Base: All Respondents (5652) Data weighted within each community to known demographic profile by age, gender, and region.  
Fieldwork dates: 6 May-31 July 2022.

ARMENIAN DIASPORA SURVEY 2022

Q17. USA



Base: Northeast (2011), Midwest (863), South (308), West (2470) Data weighted within each community to known demographic profile by age, gender, and region  
Fieldwork dates: 6 May-31 July 2022.

| Question 17. What do you want Armenian schools to provide for children? Please select ALL you find important. | Community |         | US Regions |         |       |      | Age   |       |       |      |   |   |
|---|-----------|---------|------------|---------|-------|------|-------|-------|-------|------|---|---|
|   | US        | Ontario | Northeast  | Midwest | South | West | 18-24 | 25-34 | 35-54 | 55+  |   |   |
| All answering   |           |         |            |         |       |      |       |       |       |      |   |   |
| BASE  | 5652      | 862     | 2011       | 863     | 308   | 2470 | 332   | 739   | 1569  | 2754 |   |   |
|   | %         | %       | %          | %       | %     | %    | %     | %     | %     | %    | % | % |
| Learn Armenian language   | 80        | 85      | 79         | 76      | 73    | 81   | 83    | 84    | 82    | 75   |   |   |
| Create a warm atmosphere that encourages children to enjoy being Armenian                                     | 71        | 77      | 70         | 64      | 66    | 72   | 76    | 75    | 71    | 67   |   |   |
| Provide high-quality general education  | 68        | 71      | 60         | 60      | 51    | 73   | 71    | 75    | 67    | 66   |   |   |
| Provide opportunity for children to make Armenian friends   | 64        | 74      | 66         | 62      | 60    | 63   | 68    | 65    | 65    | 60   |   |   |
| Encourage commitment to Armenian identity   | 56        | 68      | 55         | 52      | 52    | 58   | 56    | 54    | 59    | 55   |   |   |
| Provide a safe environment  | 55        | 61      | 51         | 50      | 46    | 58   | 67    | 66    | 55    | 47   |   |   |
| Teach certain values  | 44        | 51      | 41         | 38      | 41    | 46   | 42    | 40    | 47    | 45   |   |   |
| Provide opportunity for me to make friends with other Armenian parents  | 34        | 36      | 36         | 34      | 38    | 34   | 43    | 41    | 37    | 27   |   |   |
| I don't have any particular expectations  | 2         | 2       | 1          | 3       | 3     | 2    | 2     | 2     | 2     | 3    |   |   |
| Not applicable / not relevant to me   | 11        | 7       | 13         | 12      | 14    | 10   | 12    | 11    | 8     | 12   |   |   |
| Other expectation   | 7         | 6       | 5          | 5       | 4     | 9    | 6     | 8     | 8     | 7    |   |   |
| None of the above   | 1         | 0       | 1          | 1       | 1     | 0    | 0     | 0     | 0     | 1    |   |   |

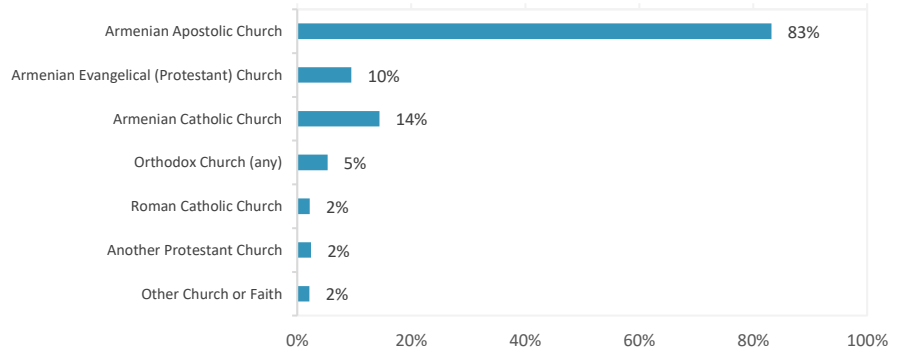
| Question 17. What do you want Armenian schools to provide for children? Please select ALL you find important. | Community |         | Gender |        | First Arrived |          |                           |
|---|-----------|---------|--------|--------|---------------|----------|---------------------------|
|   | US        | Ontario | Male   | Female | You           | A parent | Grandparent / Earlier gen |
| All answering   |           |         |        |        |               |          |                           |
| BASE  | 5652      | 862     | 2348   | 3057   | 1658          | 1574     | 2218                      |
|   | %         | %       | %      | %      | %             | %        | %                         |
| Learn Armenian language   | 80        | 85      | 82     | 78     | 84            | 83       | 74                        |
| Create a warm atmosphere that encourages children to enjoy being Armenian                                     | 71        | 77      | 70     | 72     | 73            | 73       | 67                        |
| Provide high-quality general education  | 68        | 71      | 68     | 69     | 68            | 73       | 65                        |
| Provide opportunity for children to make Armenian friends   | 64        | 74      | 65     | 63     | 66            | 66       | 59                        |
| Encourage commitment to Armenian identity   | 56        | 68      | 60     | 54     | 62            | 60       | 49                        |
| Provide a safe environment  | 55        | 61      | 53     | 58     | 50            | 62       | 54                        |
| Teach certain values  | 44        | 51      | 46     | 43     | 50            | 45       | 38                        |
| Provide opportunity for me to make friends with other Armenian parents  | 34        | 36      | 33     | 36     | 33            | 37       | 34                        |
| I don't have any particular expectations  | 2         | 2       | 2      | 2      | 1             | 3        | 3                         |
| Not applicable / not relevant to me   | 11        | 7       | 9      | 12     | 6             | 10       | 16                        |
| Other expectation   | 7         | 6       | 7      | 7      | 8             | 9        | 6                         |
| None of the above   | 1         | 0       | 1      | 1      | 0             | 1        | 1                         |



Question 18. Are you affiliated with any of the following? Select ALL that apply.

ARMENIAN DIASPORA SURVEY 2022

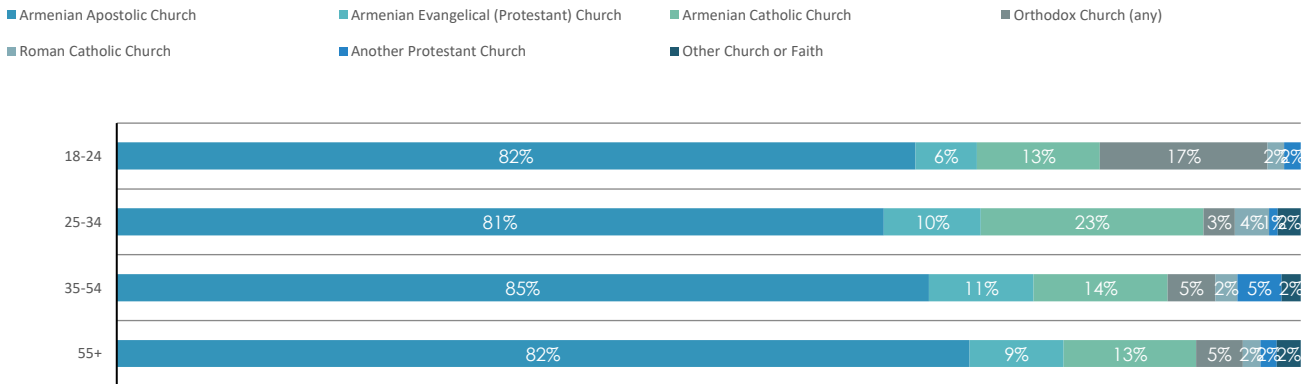
Q18. TOTAL



Base: All Respondents (765) Data weighted within each community to known demographic profile by age, gender, and region.  
Fieldwork dates: Ontario 6 May-31 July 2022.

ARMENIAN DIASPORA SURVEY 2022

Q18. ONTARIO



Base: All Respondents (765) Data weighted within each community to known demographic profile by age, gender, and region.  
Fieldwork dates: Ontario 6 May-31 July 2022.

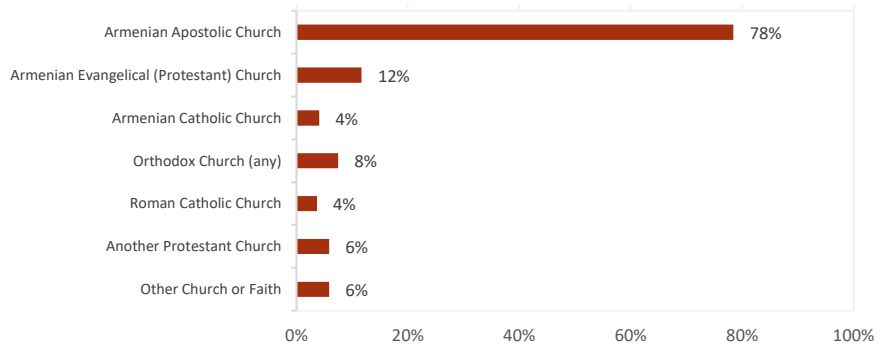
| Question 18. Are you affiliated with any of the following? Select ALL that apply. | Community |         | Age   |       |       |     | Gender |        |
|---|-----------|---------|-------|-------|-------|-----|--------|--------|
|   | US        | Ontario | 18-24 | 25-34 | 35-54 | 55+ | Male   | Female |
| All answering   | 4510      | 765     | 47    | 86    | 271   | 317 | 335    | 393    |
| BASE  | %         | %       | %     | %     | %     | %   | %      | %      |
| Armenian Apostolic Church   | 78        | 83      | 82    | 81    | 85    | 82  | 81     | 85     |
| Armenian Evangelical (Protestant) Church  | 12        | 10      | 6     | 10    | 11    | 9   | 11     | 8      |
| Armenian Catholic Church  | 4         | 14      | 13    | 23    | 14    | 13  | 16     | 14     |
| Orthodox Church (any)   | 8         | 5       | 17    | 3     | 5     | 5   | 5      | 7      |
| Roman Catholic Church   | 4         | 2       | 2     | 4     | 2     | 2   | 2      | 2      |
| Another Protestant Church   | 6         | 2       | 2     | 1     | 5     | 2   | 2      | 2      |
| Other Church or Faith   | 6         | 2       | 0     | 2     | 2     | 2   | 2      | 2      |

| Question 18. Are you affiliated with any of the following? Select ALL that apply. | Community |         | First Arrived |          |                           |
|---|-----------|---------|---------------|----------|---------------------------|
|   | US        | Ontario | You           | A parent | Grandparent / Earlier gen |
| All answering   | 4510      | 765     | 387           | 250      | 95                        |
| BASE  | %         | %       | %             | %        | %                         |
| Armenian Apostolic Church   | 78        | 83      | 83            | 86       | 72                        |
| Armenian Evangelical (Protestant) Church  | 12        | 10      | 8             | 10       | 15                        |
| Armenian Catholic Church  | 4         | 14      | 14            | 15       | 18                        |
| Orthodox Church (any)   | 8         | 5       | 5             | 5        | 9                         |
| Roman Catholic Church   | 4         | 2       | 2             | 3        | 2                         |
| Another Protestant Church   | 6         | 2       | 2             | 3        | 4                         |
| Other Church or Faith   | 6         | 2       | 2             | 2        | 2                         |

Question 18. Are you affiliated with any of the following? Select ALL that apply.

ARMENIAN DIASPORA SURVEY 2022

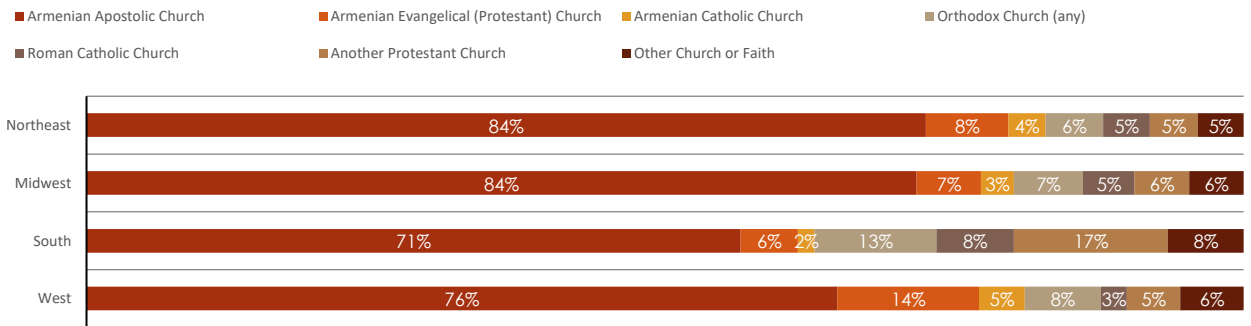
Q18. TOTAL



Base: All Respondents (4510) Data weighted within each community to known demographic profile by age, gender, and region.  
Fieldwork dates: 6 May-31 July 2022.

ARMENIAN DIASPORA SURVEY 2022

Q18. USA



Base: Northeast (1121), Midwest (417), South (254), West (2718) Data weighted within each community to known demographic profile by age, gender, and region.  
Fieldwork dates: 6 May-31 July 2022.

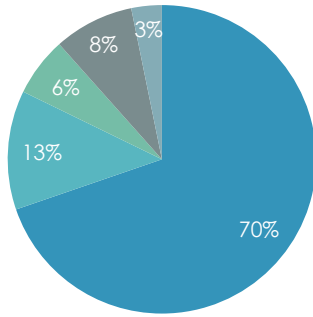
| Question 18. Are you affiliated with any of the following? Select ALL that apply. | Community |         | US Regions |         |       |      | Age   |       |       |      |
|---|-----------|---------|------------|---------|-------|------|-------|-------|-------|------|
|   | US        | Ontario | Northeast  | Midwest | South | West | 18-24 | 25-34 | 35-54 | 55+  |
| All answering   |           |         |            |         |       |      |       |       |       |      |
| BASE  | 4510      | 765     | 1121       | 417     | 254   | 2718 | 510   | 707   | 1374  | 1706 |
|   | %         | %       | %          | %       | %     | %    | %     | %     | %     | %    |
| Armenian Apostolic Church   | 78        | 83      | 84         | 84      | 71    | 76   | 76    | 75    | 81    | 78   |
| Armenian Evangelical (Protestant) Church  | 12        | 10      | 8          | 7       | 6     | 14   | 5     | 8     | 10    | 16   |
| Armenian Catholic Church  | 4         | 14      | 4          | 3       | 2     | 5    | 3     | 4     | 5     | 4    |
| Orthodox Church (any)   | 8         | 5       | 6          | 7       | 13    | 8    | 17    | 14    | 6     | 3    |
| Roman Catholic Church   | 4         | 2       | 5          | 5       | 8     | 3    | 3     | 4     | 4     | 3    |
| Another Protestant Church   | 6         | 2       | 5          | 6       | 17    | 5    | 4     | 6     | 3     | 8    |
| Other Church or Faith   | 6         | 2       | 5          | 6       | 8     | 6    | 5     | 7     | 6     | 6    |

| Question 18. Are you affiliated with any of the following? Select ALL that apply. | Community |         | Gender |        | First Arrived |          |                           |
|---|-----------|---------|--------|--------|---------------|----------|---------------------------|
|   | US        | Ontario | Male   | Female | You           | A parent | Grandparent / Earlier gen |
| All answering   |           |         |        |        |               |          |                           |
| BASE  | 4510      | 765     | 2090   | 2219   | 1312          | 1412     | 1612                      |
|   | %         | %       | %      | %      | %             | %        | %                         |
| Armenian Apostolic Church   | 78        | 83      | 80     | 77     | 83            | 79       | 74                        |
| Armenian Evangelical (Protestant) Church  | 12        | 10      | 11     | 12     | 12            | 10       | 13                        |
| Armenian Catholic Church  | 4         | 14      | 5      | 4      | 5             | 5        | 3                         |
| Orthodox Church (any)   | 8         | 5       | 6      | 9      | 5             | 10       | 8                         |
| Roman Catholic Church   | 4         | 2       | 4      | 4      | 2             | 3        | 5                         |
| Another Protestant Church   | 6         | 2       | 6      | 6      | 3             | 5        | 8                         |
| Other Church or Faith   | 6         | 2       | 5      | 7      | 5             | 6        | 7                         |

Question 19. Do you believe in God?

ARMENIAN DIASPORA SURVEY 2022

Q19. TOTAL




- Yes, I believe in God
- I believe in a spiritual force
- No, I am an atheist
- Not sure, I am agnostic
- No opinion

Base: All Respondents (852) Data weighted within each community to known demographic profile by age, gender, and region.  
Fieldwork dates: Ontario 6 May-31 July 2022.

ARMENIAN DIASPORA SURVEY 2022

Q19. ONTARIO

- Yes, I believe in God
- I believe in a spiritual force
- No, I am an atheist
- Not sure, I am agnostic
- No opinion

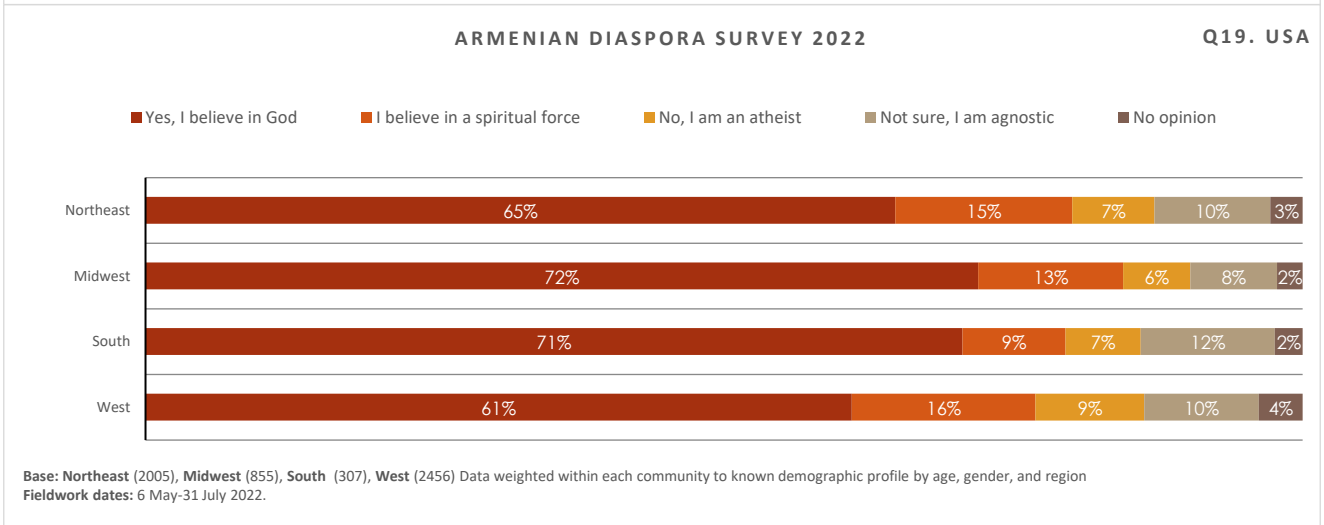
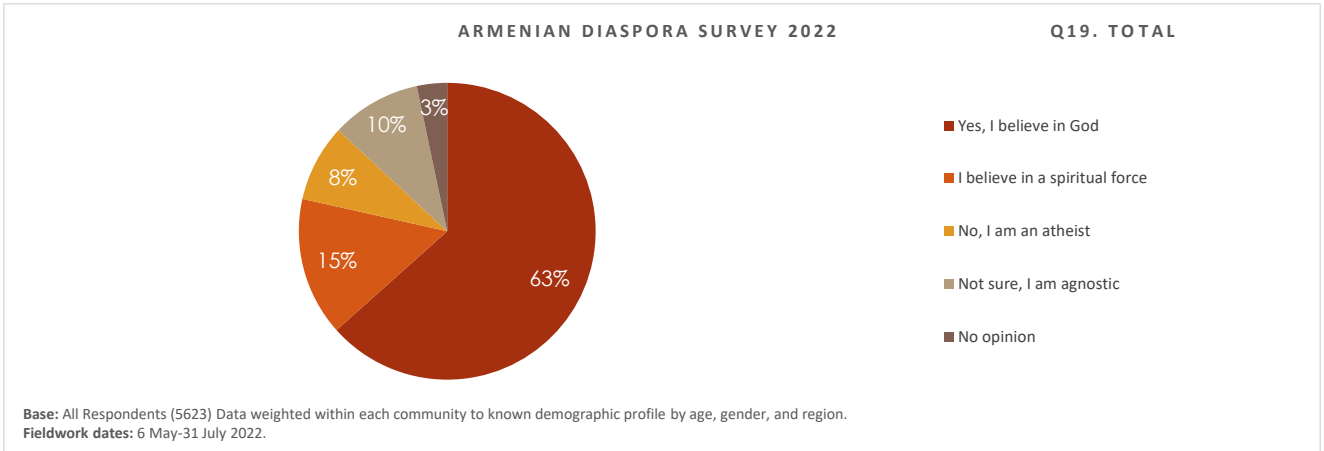


Base: All Respondents (852) Data weighted within each community to known demographic profile by age, gender, and region.  
Fieldwork dates: Ontario 6 May-31 July 2022.

| Question 19. Do you believe in God? | Community |         | Age   |       |       |     | Gender |        |
|-------------------------------------|-----------|---------|-------|-------|-------|-----|--------|--------|
|                                     | US        | Ontario | 18-24 | 25-34 | 35-54 | 55+ | Male   | Female |
| All answering                       |           |         |       |       |       |     |        |        |
| BASE                                | 5623      | 852     | 55    | 105   | 300   | 336 | 377    | 427    |
|                                     | %         | %       | %     | %     | %     | %   | %      | %      |
| Yes, I believe in God               | 63        | 70      | 69    | 61    | 71    | 72  | 62     | 77     |
| I believe in a spiritual force      | 15        | 13      | 14    | 17    | 12    | 12  | 14     | 11     |
| No, I am an atheist                 | 8         | 6       | 5     | 9     | 5     | 6   | 9      | 4      |
| Not sure, I am agnostic             | 10        | 8       | 12    | 11    | 9     | 7   | 12     | 5      |
| No opinion                          | 3         | 3       | 0     | 3     | 4     | 4   | 4      | 3      |

| Question 19. Do you believe in God? | Community |         | First Arrived |          |                           |
|-------------------------------------|-----------|---------|---------------|----------|---------------------------|
|                                     | US        | Ontario | You           | A parent | Grandparent / Earlier gen |
| All answering                       |           |         |               |          |                           |
| BASE                                | 5623      | 852     | 418           | 274      | 116                       |
|                                     | %         | %       | %             | %        | %                         |
| Yes, I believe in God               | 63        | 70      | 71            | 68       | 68                        |
| I believe in a spiritual force      | 15        | 13      | 13            | 13       | 11                        |
| No, I am an atheist                 | 8         | 6       | 5             | 7        | 8                         |
| Not sure, I am agnostic             | 10        | 8       | 7             | 10       | 10                        |
| No opinion                          | 3         | 3       | 4             | 2        | 3                         |

Question 19. Do you believe in God?



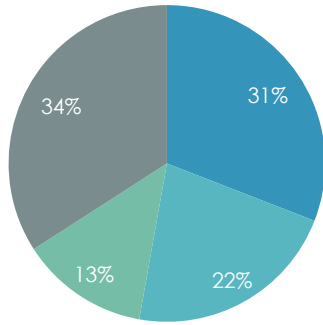
| Question 19. Do you believe in God? | Community |         | US Regions |         |       |      | Age   |       |       |      |
|-------------------------------------|-----------|---------|------------|---------|-------|------|-------|-------|-------|------|
|                                     | US        | Ontario | Northeast  | Midwest | South | West | 18-24 | 25-34 | 35-54 | 55+  |
| All answering                       | 5623      | 852     | 2005       | 855     | 307   | 2456 | 331   | 736   | 1565  | 2737 |
| BASE                                | 5623      | 852     | 2005       | 855     | 307   | 2456 | 331   | 736   | 1565  | 2737 |
|                                     | %         | %       | %          | %       | %     | %    | %     | %     | %     | %    |
| Yes, I believe in God               | 63        | 70      | 65         | 72      | 71    | 61   | 57    | 51    | 64    | 70   |
| I believe in a spiritual force      | 15        | 13      | 15         | 13      | 9     | 16   | 19    | 19    | 15    | 13   |
| No, I am an atheist                 | 8         | 6       | 7          | 6       | 7     | 9    | 6     | 12    | 10    | 7    |
| Not sure, I am agnostic             | 10        | 8       | 10         | 8       | 12    | 10   | 17    | 14    | 9     | 7    |
| No opinion                          | 3         | 3       | 3          | 2       | 2     | 4    | 3     | 4     | 3     | 4    |

| Question 19. Do you believe in God? | Community |         | Gender |        | First Arrived |          |                           |
|-------------------------------------|-----------|---------|--------|--------|---------------|----------|---------------------------|
|                                     | US        | Ontario | Male   | Female | You           | A parent | Grandparent / Earlier gen |
| All answering                       | 5623      | 852     | 2340   | 3039   | 1654          | 1560     | 2209                      |
| BASE                                | 5623      | 852     | 2340   | 3039   | 1654          | 1560     | 2209                      |
|                                     | %         | %       | %      | %      | %             | %        | %                         |
| Yes, I believe in God               | 63        | 70      | 61     | 65     | 63            | 59       | 66                        |
| I believe in a spiritual force      | 15        | 13      | 13     | 17     | 14            | 17       | 15                        |
| No, I am an atheist                 | 8         | 6       | 11     | 7      | 11            | 9        | 7                         |
| Not sure, I am agnostic             | 10        | 8       | 12     | 9      | 9             | 12       | 9                         |
| No opinion                          | 3         | 3       | 4      | 3      | 3             | 3        | 3                         |

Question 20. Should women have the opportunity to be ordained in Armenian churches?

ARMENIAN DIASPORA SURVEY 2022

Q20. TOTAL



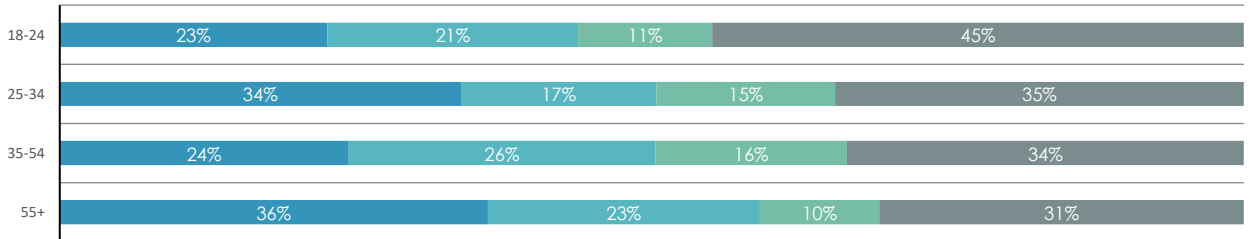
- Yes, they should have an opportunity to become Deacons
- Yes, they should have an opportunity to become Priests/ministers
- No, women should not be ordained in Armenian churches
- I don't have an opinion on this matter

Base: All Respondents (854) Data weighted within each community to known demographic profile by age, gender, and region.  
Fieldwork dates: Ontario 6 May-31 July 2022.

ARMENIAN DIASPORA SURVEY 2022

Q20. ONTARIO

- Yes, they should have an opportunity to become Deacons
- Yes, they should have an opportunity to become Priests/ministers
- No, women should not be ordained in Armenian churches
- I don't have an opinion on this matter



Base: All Respondents (854) Data weighted within each community to known demographic profile by age, gender, and region.  
Fieldwork dates: Ontario 6 May-31 July 2022.

| Question 20. Should women have the opportunity to be ordained in Armenian churches? | Community |         | Age   |       |       |     | Gender |        |
|---|-----------|---------|-------|-------|-------|-----|--------|--------|
|   | US        | Ontario | 18-24 | 25-34 | 35-54 | 55+ | Male   | Female |
| All answering   |           |         |       |       |       |     |        |        |
| BASE  | 5615      | 854     | 55    | 106   | 301   | 337 | 380    | 427    |
|   | %         | %       | %     | %     | %     | %   | %      | %      |
| Yes, they should have an opportunity to become Deacons                              | 30        | 31      | 23    | 34    | 24    | 36  | 31     | 30     |
| Yes, they should have an opportunity to become Priests/ministers                    | 26        | 22      | 21    | 17    | 26    | 23  | 23     | 23     |
| No, women should not be ordained in Armenian churches                               | 13        | 13      | 11    | 15    | 16    | 10  | 14     | 12     |
| I don't have an opinion on this matter  | 31        | 34      | 45    | 35    | 34    | 31  | 33     | 35     |

| Question 20. Should women have the opportunity to be ordained in Armenian churches? | Community |         | First Arrived |          |                           |
|---|-----------|---------|---------------|----------|---------------------------|
|   | US        | Ontario | You           | A parent | Grandparent / Earlier gen |
| All answering   |           |         |               |          |                           |
| BASE  | 5615      | 854     | 418           | 274      | 119                       |
|   | %         | %       | %             | %        | %                         |
| Yes, they should have an opportunity to become Deacons                              | 30        | 31      | 31            | 30       | 32                        |
| Yes, they should have an opportunity to become Priests/ministers                    | 26        | 22      | 20            | 24       | 28                        |
| No, women should not be ordained in Armenian churches                               | 13        | 13      | 12            | 14       | 14                        |
| I don't have an opinion on this matter  | 31        | 34      | 37            | 32       | 27                        |

Question 20. Should women have the opportunity to be ordained in Armenian churches?

ARMENIAN DIASPORA SURVEY 2022

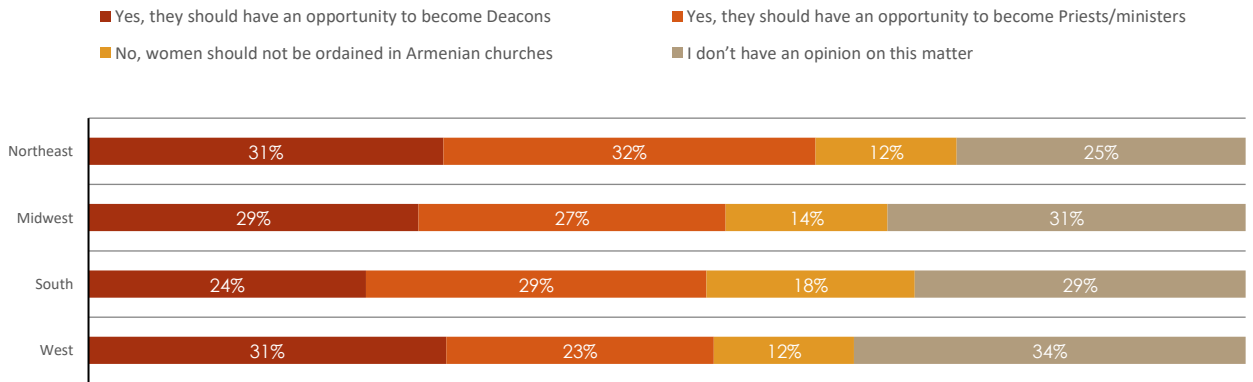
Q20. TOTAL



Base: All Respondents (5615) Data weighted within each community to known demographic profile by age, gender, and region.  
Fieldwork dates: 6 May-31 July 2022.

ARMENIAN DIASPORA SURVEY 2022

Q20. USA

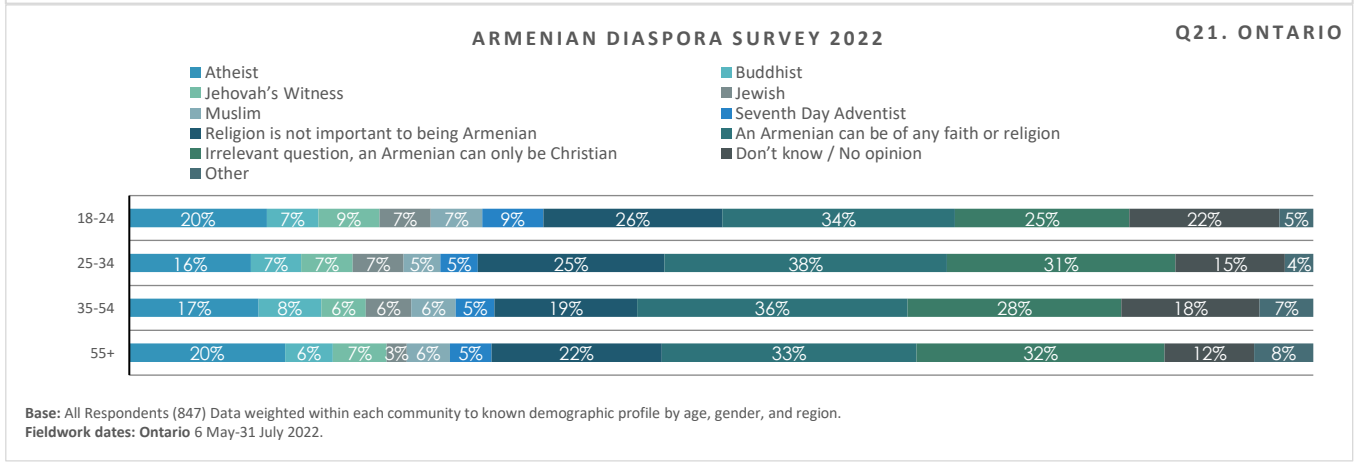
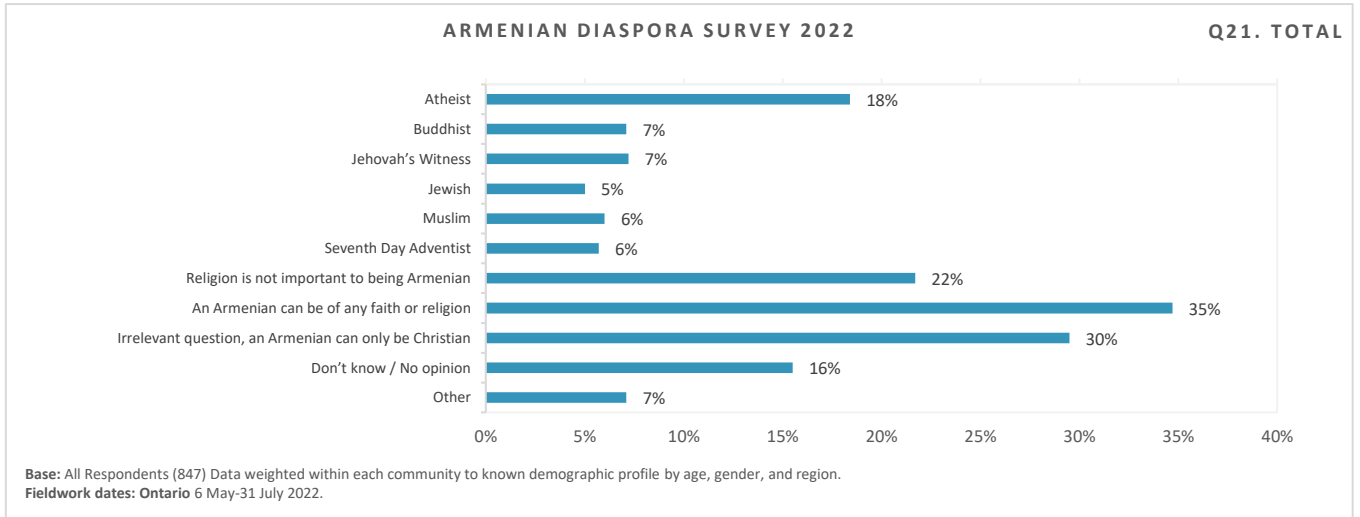


Base: Northeast (2001), Midwest (857), South (308), West (2449) Data weighted within each community to known demographic profile by age, gender, and region  
Fieldwork dates: 6 May-31 July 2022.

| Question 20. Should women have the opportunity to be ordained in Armenian churches? | Community |         | US Regions |         |       |      | Age   |       |       |      |
|---|-----------|---------|------------|---------|-------|------|-------|-------|-------|------|
|   | US        | Ontario | Northeast  | Midwest | South | West | 18-24 | 25-34 | 35-54 | 55+  |
| All answering   | 5615      | 854     | 2001       | 857     | 308   | 2449 | 331   | 738   | 1562  | 2728 |
| BASE  | %         | %       | %          | %       | %     | %    | %     | %     | %     | %    |
| Yes, they should have an opportunity to become Deacons                              | 30        | 31      | 31         | 29      | 24    | 31   | 27    | 29    | 30    | 32   |
| Yes, they should have an opportunity to become Priests/ministers                    | 26        | 22      | 32         | 27      | 29    | 23   | 23    | 27    | 23    | 30   |
| No, women should not be ordained in Armenian churches                               | 13        | 13      | 12         | 14      | 18    | 12   | 11    | 9     | 15    | 13   |
| I don't have an opinion on this matter  | 31        | 34      | 25         | 31      | 29    | 34   | 39    | 35    | 32    | 26   |

| Question 20. Should women have the opportunity to be ordained in Armenian churches? | Community |         | Gender |        | First Arrived |          |                           |
|---|-----------|---------|--------|--------|---------------|----------|---------------------------|
|   | US        | Ontario | Male   | Female | You           | A parent | Grandparent / Earlier gen |
| All answering   | 5615      | 854     | 2335   | 3035   | 1641          | 1562     | 2212                      |
| BASE  | %         | %       | %      | %      | %             | %        | %                         |
| Yes, they should have an opportunity to become Deacons                              | 30        | 31      | 27     | 33     | 29            | 31       | 30                        |
| Yes, they should have an opportunity to become Priests/ministers                    | 26        | 22      | 26     | 27     | 20            | 26       | 32                        |
| No, women should not be ordained in Armenian churches                               | 13        | 13      | 16     | 9      | 15            | 11       | 12                        |
| I don't have an opinion on this matter  | 31        | 34      | 32     | 31     | 36            | 32       | 26                        |

Question 21. In your opinion, can someone be of a faith other than Christianity and be Armenian? If yes, please select ALL that you feel one could be.



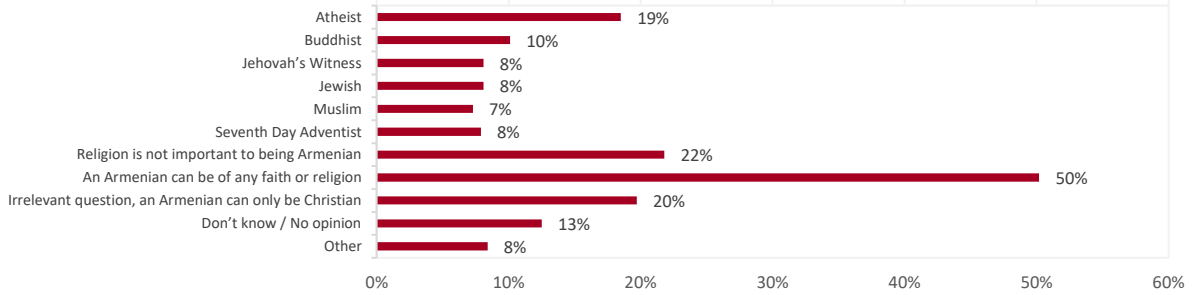
| Question 21. In your opinion, can someone be of a faith other than Christianity and be Armenian? If yes, please select ALL that you feel one could be. | Community |         | Age   |       |       |     | Gender |        |
|--|-----------|---------|-------|-------|-------|-----|--------|--------|
|  | US        | Ontario | 18-24 | 25-34 | 35-54 | 55+ | Male   | Female |
| All answering  | 5569      | 847     | 55    | 105   | 299   | 334 | 378    | 421    |
| BASE   | %         | %       | %     | %     | %     | %   | %      | %      |
| Atheist  | 19        | 18      | 20    | 16    | 17    | 20  | 22     | 15     |
| Buddhist   | 10        | 7       | 7     | 7     | 8     | 6   | 9      | 6      |
| Jehovah's Witness  | 8         | 7       | 9     | 7     | 6     | 7   | 9      | 5      |
| Jewish   | 8         | 5       | 7     | 7     | 6     | 3   | 7      | 4      |
| Muslim   | 7         | 6       | 7     | 5     | 6     | 6   | 9      | 3      |
| Seventh Day Adventist  | 8         | 6       | 9     | 5     | 5     | 5   | 8      | 3      |
| Religion is not important to being Armenian  | 22        | 22      | 26    | 25    | 19    | 22  | 28     | 15     |
| An Armenian can be of any faith or religion  | 50        | 35      | 34    | 38    | 36    | 33  | 38     | 31     |
| Irrelevant question, an Armenian can only be Christian   | 20        | 30      | 25    | 31    | 28    | 32  | 27     | 33     |
| Don't know / No opinion  | 13        | 16      | 22    | 15    | 18    | 12  | 12     | 19     |
| Other  | 8         | 7       | 5     | 4     | 7     | 8   | 8      | 7      |

| Question 21. In your opinion, can someone be of a faith other than Christianity and be Armenian? If yes, please select ALL that you feel one could be. | Community |         | First Arrived |          |                           |
|--|-----------|---------|---------------|----------|---------------------------|
|  | US        | Ontario | You           | A parent | Grandparent / Earlier gen |
| All answering  | 5569      | 847     | 413           | 271      | 119                       |
| BASE   | %         | %       | %             | %        | %                         |
| Atheist  | 19        | 18      | 18            | 21       | 16                        |
| Buddhist   | 10        | 7       | 7             | 7        | 10                        |
| Jehovah's Witness  | 8         | 7       | 7             | 8        | 8                         |
| Jewish   | 8         | 5       | 3             | 6        | 9                         |
| Muslim   | 7         | 6       | 5             | 6        | 9                         |
| Seventh Day Adventist  | 8         | 6       | 5             | 6        | 8                         |
| Religion is not important to being Armenian  | 22        | 22      | 23            | 20       | 22                        |
| An Armenian can be of any faith or religion  | 50        | 35      | 30            | 38       | 45                        |
| Irrelevant question, an Armenian can only be Christian   | 20        | 30      | 35            | 24       | 26                        |
| Don't know / No opinion  | 13        | 16      | 12            | 19       | 18                        |
| Other  | 8         | 7       | 6             | 9        | 4                         |

Question 21. In your opinion, can someone be of a faith other than Christianity and be Armenian?  
If yes, please select ALL that you feel one could be.

ARMENIAN DIASPORA SURVEY 2022

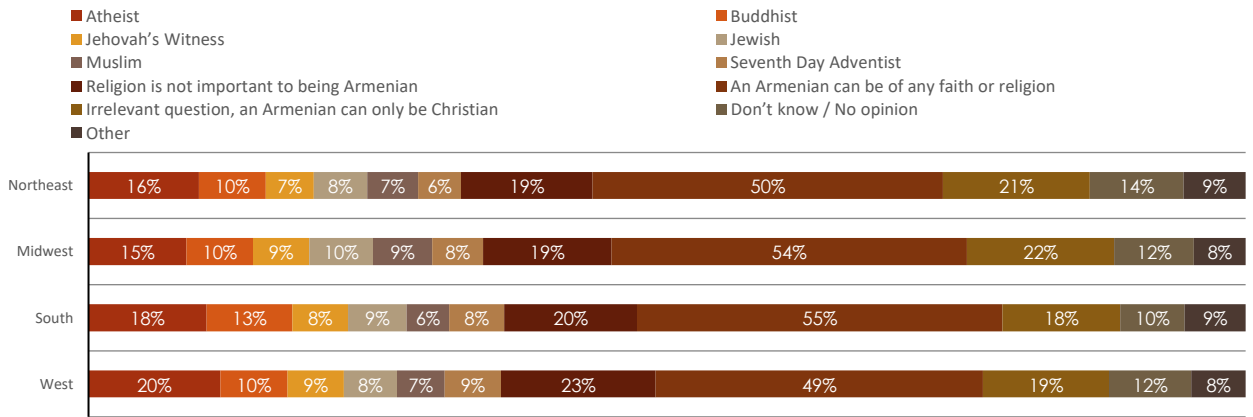
Q21. TOTAL



Base: All Respondents (5569) Data weighted within each community to known demographic profile by age, gender, and region.  
Fieldwork dates: 6 May-31 July 2022.

ARMENIAN DIASPORA SURVEY 2022

Q21. USA



Base: Northeast (1977), Midwest (844), South (302), West (2446) Data weighted within each community to known demographic profile by age, gender, and region.  
Fieldwork dates: 6 May-31 July 2022.

| Question 21. In your opinion, can someone be of a faith other than Christianity and be Armenian? If yes, please select ALL that you feel one could be. | Community |         | US Regions |         |       |      | Age   |       |       |      |
|--|-----------|---------|------------|---------|-------|------|-------|-------|-------|------|
|  | US        | Ontario | Northeast  | Midwest | South | West | 18-24 | 25-34 | 35-54 | 55+  |
| All answering  | 5569      | 847     | 1977       | 844     | 302   | 2446 | 332   | 737   | 1555  | 2691 |
| BASE   | %         | %       | %          | %       | %     | %    | %     | %     | %     | %    |
| Atheist  | 19        | 18      | 16         | 15      | 18    | 20   | 20    | 23    | 18    | 16   |
| Buddhist   | 10        | 7       | 10         | 10      | 13    | 10   | 10    | 15    | 10    | 8    |
| Jehovah's Witness  | 8         | 7       | 7          | 9       | 8     | 9    | 10    | 12    | 8     | 6    |
| Jewish   | 8         | 5       | 8          | 10      | 9     | 8    | 9     | 12    | 9     | 6    |
| Muslim   | 7         | 6       | 7          | 9       | 6     | 7    | 9     | 11    | 7     | 6    |
| Seventh Day Adventist  | 8         | 6       | 6          | 8       | 8     | 9    | 10    | 10    | 8     | 7    |
| Religion is not important to being Armenian  | 22        | 22      | 19         | 19      | 20    | 23   | 25    | 28    | 22    | 18   |
| An Armenian can be of any faith or religion  | 50        | 35      | 50         | 54      | 55    | 49   | 58    | 60    | 49    | 45   |
| Irrelevant question, an Armenian can only be Christian   | 20        | 30      | 21         | 22      | 18    | 19   | 14    | 13    | 20    | 24   |
| Don't know / No opinion  | 13        | 16      | 14         | 12      | 10    | 12   | 14    | 13    | 12    | 12   |
| Other  | 8         | 7       | 9          | 8       | 9     | 8    | 7     | 7     | 8     | 10   |

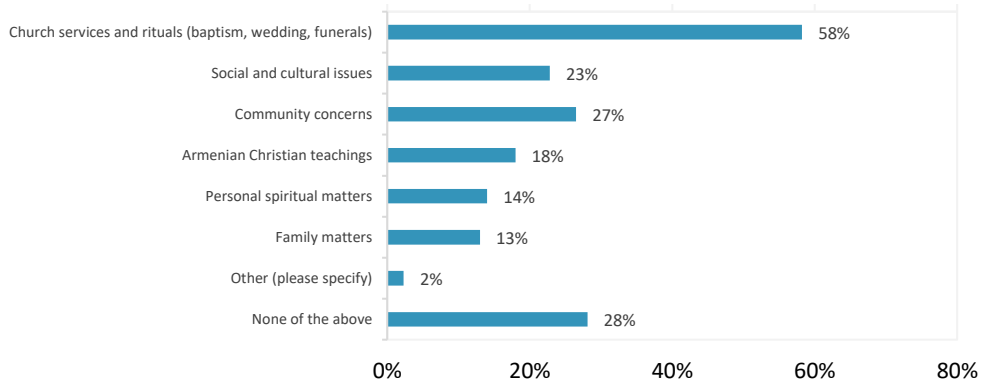
| Question 21. In your opinion, can someone be of a faith other than Christianity and be Armenian? If yes, please select ALL that you feel one could be. | Community |         | Gender |        | First Arrived |          |                           |
|--|-----------|---------|--------|--------|---------------|----------|---------------------------|
|  | US        | Ontario | Male   | Female | You           | A parent | Grandparent / Earlier gen |
| All answering  | 5569      | 847     | 2319   | 3005   | 1623          | 1558     | 2188                      |
| BASE   | %         | %       | %      | %      | %             | %        | %                         |
| Atheist  | 19        | 18      | 22     | 16     | 21            | 18       | 17                        |
| Buddhist   | 10        | 7       | 11     | 9      | 10            | 10       | 11                        |
| Jehovah's Witness  | 8         | 7       | 9      | 8      | 7             | 8        | 9                         |
| Jewish   | 8         | 5       | 9      | 7      | 7             | 8        | 10                        |
| Muslim   | 7         | 6       | 8      | 6      | 6             | 7        | 9                         |
| Seventh Day Adventist  | 8         | 6       | 9      | 7      | 8             | 8        | 9                         |
| Religion is not important to being Armenian  | 22        | 22      | 25     | 19     | 25            | 23       | 19                        |
| An Armenian can be of any faith or religion  | 50        | 35      | 50     | 51     | 41            | 53       | 57                        |
| Irrelevant question, an Armenian can only be Christian   | 20        | 30      | 20     | 20     | 24            | 18       | 17                        |
| Don't know / No opinion  | 13        | 16      | 10     | 15     | 13            | 13       | 12                        |
| Other  | 8         | 7       | 8      | 9      | 8             | 8        | 9                         |



Question 22. Have you communicated with Armenian priests or ministers regarding any of the following? If yes, please select ALL that apply.

ARMENIAN DIASPORA SURVEY 2022

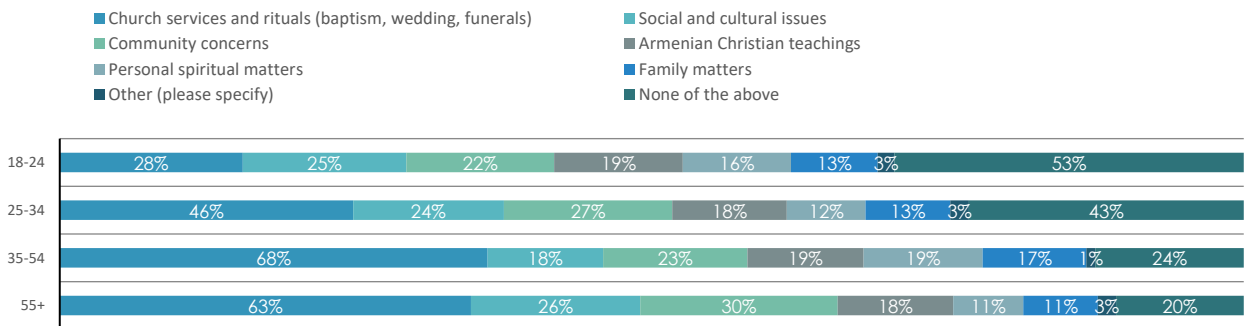
Q22. TOTAL



Base: All Respondents (852) Data weighted within each community to known demographic profile by age, gender, and region.  
Fieldwork dates: Ontario 6 May-31 July 2022.

ARMENIAN DIASPORA SURVEY 2022

Q22. ONTARIO



Base: All Respondents (852) Data weighted within each community to known demographic profile by age, gender, and region.  
Fieldwork dates: Ontario 6 May-31 July 2022.

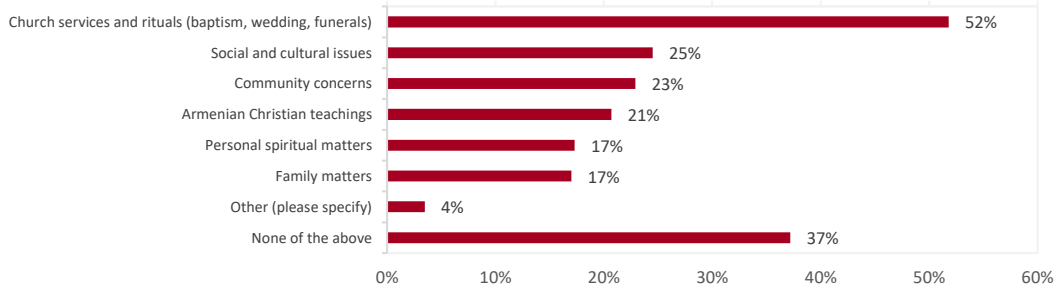
| Question 22. Have you communicated with Armenian priests or ministers regarding any of the following? If yes, please select ALL that apply. | Community |         | Age   |       |       |     | Gender |        |
|---|-----------|---------|-------|-------|-------|-----|--------|--------|
|   | US        | Ontario | 18-24 | 25-34 | 35-54 | 55+ | Male   | Female |
| All answering   | 5591      | 852     | 55    | 106   | 300   | 336 | 377    | 427    |
| BASE  | %         | %       | %     | %     | %     | %   | %      | %      |
| Church services and rituals (baptism, wedding, funerals)  | 52        | 58      | 28    | 46    | 68    | 63  | 58     | 59     |
| Social and cultural issues  | 25        | 23      | 25    | 24    | 18    | 26  | 26     | 22     |
| Community concerns  | 23        | 27      | 22    | 27    | 23    | 30  | 29     | 24     |
| Armenian Christian teachings  | 21        | 18      | 19    | 18    | 19    | 18  | 19     | 17     |
| Personal spiritual matters  | 17        | 14      | 16    | 12    | 19    | 11  | 16     | 12     |
| Family matters  | 17        | 13      | 13    | 13    | 17    | 11  | 14     | 13     |
| Other (please specify)  | 4         | 2       | 3     | 3     | 1     | 3   | 2      | 2      |
| None of the above   | 37        | 28      | 53    | 43    | 24    | 20  | 28     | 27     |

| Question 22. Have you communicated with Armenian priests or ministers regarding any of the following? If yes, please select ALL that apply. | Community |         | First Arrived |          |                           |
|---|-----------|---------|---------------|----------|---------------------------|
|   | US        | Ontario | You           | A parent | Grandparent / Earlier gen |
| All answering   | 5591      | 852     | 418           | 271      | 119                       |
| BASE  | %         | %       | %             | %        | %                         |
| Church services and rituals (baptism, wedding, funerals)  | 52        | 58      | 61            | 59       | 51                        |
| Social and cultural issues  | 25        | 23      | 26            | 21       | 22                        |
| Community concerns  | 23        | 27      | 27            | 26       | 26                        |
| Armenian Christian teachings  | 21        | 18      | 17            | 19       | 20                        |
| Personal spiritual matters  | 17        | 14      | 13            | 14       | 17                        |
| Family matters  | 17        | 13      | 11            | 15       | 18                        |
| Other (please specify)  | 4         | 2       | 1             | 4        | 4                         |
| None of the above   | 37        | 28      | 23            | 31       | 37                        |

Question 22. Have you communicated with Armenian priests or ministers regarding any of the following? If yes, please select ALL that apply.

ARMENIAN DIASPORA SURVEY 2022

Q22. TOTAL

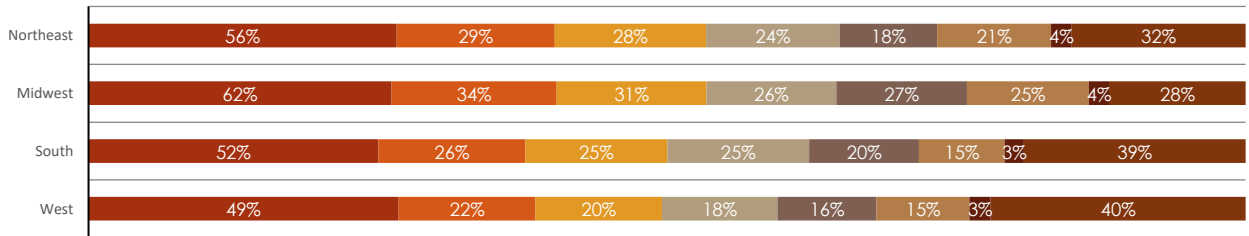


Base: All Respondents (5591) Data weighted within each community to known demographic profile by age, gender, and region. Fieldwork dates: 6 May-31 July 2022.

ARMENIAN DIASPORA SURVEY 2022

Q22. USA

- Church services and rituals (baptism, wedding, funerals)
- Social and cultural issues
- Community concerns
- Armenian Christian teachings
- Personal spiritual matters
- Family matters
- Other (please specify)
- None of the above



Base: Northeast (1986), Midwest (852), South (305), West (2448) Data weighted within each community to known demographic profile by age, gender, and region. Fieldwork dates: 6 May-31 July 2022.


| Question 22. Have you communicated with Armenian priests or ministers regarding any of the following? If yes, please select ALL that apply. | Community |         | US Regions |         |       |      | Age   |       |       |      |
|---|-----------|---------|------------|---------|-------|------|-------|-------|-------|------|
|   | US        | Ontario | Northeast  | Midwest | South | West | 18-24 | 25-34 | 35-54 | 55+  |
| All answering   | 5591      | 852     | 1986       | 852     | 305   | 2448 | 326   | 732   | 1558  | 2721 |
| BASE  | %         | %       | %          | %       | %     | %    | %     | %     | %     | %    |
| Church services and rituals (baptism, wedding, funerals)  | 52        | 58      | 56         | 62      | 52    | 49   | 29    | 38    | 57    | 62   |
| Social and cultural issues  | 25        | 23      | 29         | 34      | 26    | 22   | 15    | 20    | 25    | 30   |
| Community concerns  | 23        | 27      | 28         | 31      | 25    | 20   | 12    | 17    | 23    | 30   |
| Armenian Christian teachings  | 21        | 18      | 24         | 26      | 25    | 18   | 19    | 17    | 21    | 23   |
| Personal spiritual matters  | 17        | 14      | 18         | 27      | 20    | 16   | 12    | 15    | 20    | 19   |
| Family matters  | 17        | 13      | 21         | 25      | 15    | 15   | 13    | 12    | 21    | 18   |
| Other (please specify)  | 4         | 2       | 4          | 4       | 3     | 3    | 2     | 3     | 3     | 5    |
| None of the above   | 37        | 28      | 32         | 28      | 39    | 40   | 57    | 51    | 34    | 27   |

| Question 22. Have you communicated with Armenian priests or ministers regarding any of the following? If yes, please select ALL that apply. | Community |         | Gender |        | First Arrived |          |                           |
|---|-----------|---------|--------|--------|---------------|----------|---------------------------|
|   | US        | Ontario | Male   | Female | You           | A parent | Grandparent / Earlier gen |
| All answering   | 5591      | 852     | 2327   | 3020   | 1638          | 1560     | 2194                      |
| BASE  | %         | %       | %      | %      | %             | %        | %                         |
| Church services and rituals (baptism, wedding, funerals)  | 52        | 58      | 52     | 52     | 52            | 49       | 54                        |
| Social and cultural issues  | 25        | 23      | 28     | 22     | 23            | 22       | 29                        |
| Community concerns  | 23        | 27      | 26     | 20     | 22            | 21       | 26                        |
| Armenian Christian teachings  | 21        | 18      | 22     | 19     | 17            | 19       | 25                        |
| Personal spiritual matters  | 17        | 14      | 19     | 16     | 14            | 17       | 20                        |
| Family matters  | 17        | 13      | 18     | 16     | 14            | 15       | 22                        |
| Other (please specify)  | 4         | 2       | 4      | 3      | 3             | 4        | 4                         |
| None of the above   | 37        | 28      | 37     | 38     | 35            | 41       | 36                        |

Question 23. Did you vote in the last Federal Elections in Canada in September 2021?

ARMENIAN DIASPORA SURVEY 2022

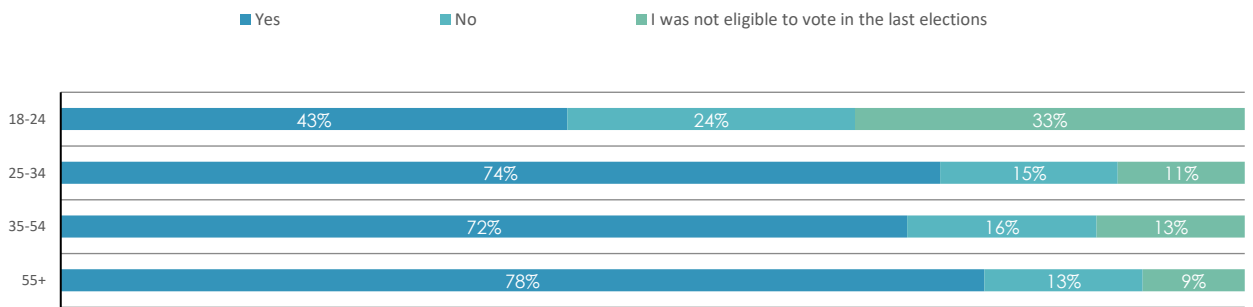
Q23. TOTAL



Base: All Respondents (855) Data weighted within each community to known demographic profile by age, gender, and region.  
Fieldwork dates: Ontario 6 May-31 July 2022.

ARMENIAN DIASPORA SURVEY 2022

Q23. ONTARIO



Base: All Respondents (855) Data weighted within each community to known demographic profile by age, gender, and region.  
Fieldwork dates: Ontario 6 May-31 July 2022.

| Question 23. Did you vote in the last Federal Elections in Canada in September 2021? | Community |         | Age   |       |       |     | Gender |        |
|--|-----------|---------|-------|-------|-------|-----|--------|--------|
|  | US        | Ontario | 18-24 | 25-34 | 35-54 | 55+ | Male   | Female |
| All answering  | 5604      | 855     | 55    | 105   | 303   | 337 | 377    | 430    |
| BASE   | %         | %       | %     | %     | %     | %   | %      | %      |
| Yes  | 80        | 70      | 43    | 74    | 72    | 78  | 71     | 72     |
| No   | 15        | 17      | 24    | 15    | 16    | 13  | 15     | 17     |
| I was not eligible to vote in the last elections                                     | 6         | 13      | 33    | 11    | 13    | 9   | 14     | 11     |

| Question 23. Did you vote in the last Federal Elections in Canada in September 2021? | Community |         | First Arrived |          |                           |
|--|-----------|---------|---------------|----------|---------------------------|
|  | US        | Ontario | You           | A parent | Grandparent / Earlier gen |
| All answering  | 5604      | 855     | 419           | 273      | 119                       |
| BASE   | %         | %       | %             | %        | %                         |
| Yes  | 80        | 70      | 70            | 75       | 69                        |
| No   | 15        | 17      | 17            | 15       | 13                        |
| I was not eligible to vote in the last elections                                     | 6         | 13      | 13            | 10       | 18                        |

Question 23. Did you vote in the last National Presidential elections in the USA in November 2020?

ARMENIAN DIASPORA SURVEY 2022

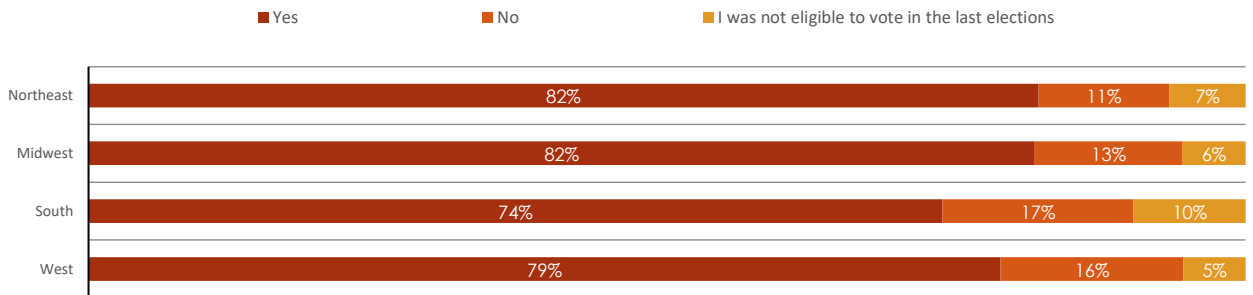
Q23. TOTAL



Base: All Respondents (5604) Data weighted within each community to known demographic profile by age, gender, and region.  
Fieldwork dates: 6 May-31 July 2022.

ARMENIAN DIASPORA SURVEY 2022

Q23. USA



Base: Northeast (1986), Midwest (857), South (303), West (2458) Data weighted within each community to known demographic profile by age, gender, and region  
Fieldwork dates: 6 May-31 July 2022.

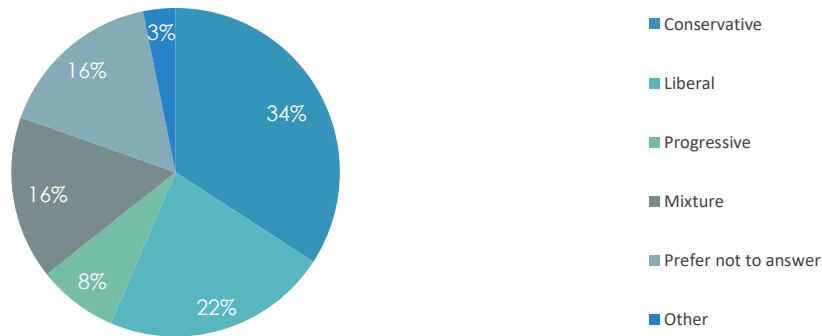
| Question 23. Did you vote in the last National Presidential elections in the USA in November 2020? | Community |         | US Regions |         |       |      | Age   |       |       |      |
|--|-----------|---------|------------|---------|-------|------|-------|-------|-------|------|
|  | US        | Ontario | Northeast  | Midwest | South | West | 18-24 | 25-34 | 35-54 | 55+  |
| All answering  |           |         |            |         |       |      |       |       |       |      |
| BASE   | 5604      | 855     | 1986       | 857     | 303   | 2458 | 327   | 737   | 1555  | 2729 |
|  | %         | %       | %          | %       | %     | %    | %     | %     | %     | %    |
| Yes  | 80        | 70      | 82         | 82      | 74    | 79   | 63    | 75    | 79    | 89   |
| No   | 15        | 17      | 11         | 13      | 17    | 16   | 19    | 17    | 16    | 10   |
| I was not eligible to vote in the last elections   | 6         | 13      | 7          | 6       | 10    | 5    | 18    | 8     | 5     | 1    |

| Question 23. Did you vote in the last National Presidential elections in the USA in November 2020? | Community |         | Gender |        | First Arrived |          |                           |
|--|-----------|---------|--------|--------|---------------|----------|---------------------------|
|  | US        | Ontario | Male   | Female | You           | A parent | Grandparent / Earlier gen |
| All answering  |           |         |        |        |               |          |                           |
| BASE   | 5604      | 855     | 2328   | 3032   | 1645          | 1561     | 2197                      |
|  | %         | %       | %      | %      | %             | %        | %                         |
| Yes  | 80        | 70      | 79     | 81     | 74            | 80       | 85                        |
| No   | 15        | 17      | 14     | 14     | 19            | 14       | 10                        |
| I was not eligible to vote in the last elections   | 6         | 13      | 7      | 5      | 8             | 6        | 5                         |

Question 24. Which of the following comes closest to describing your political views?

ARMENIAN DIASPORA SURVEY 2022

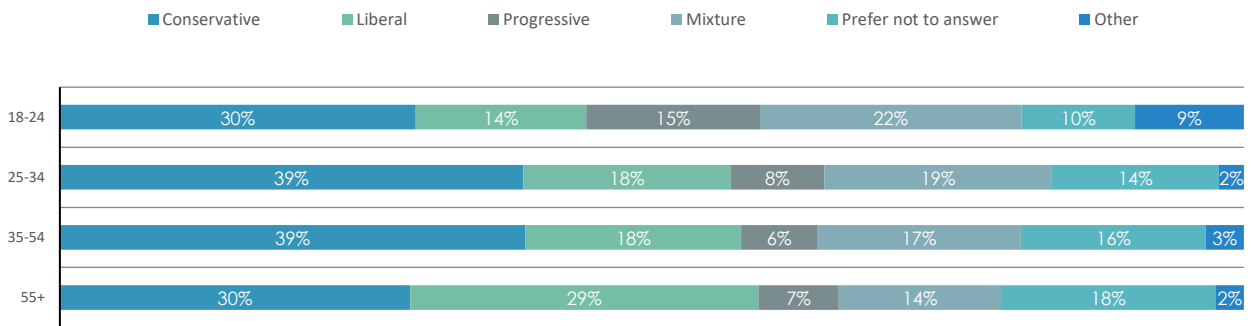
Q24.TOTAL



Base: All Respondents (782) Data weighted within each community to known demographic profile by age, gender, and region.  
Fieldwork dates: Ontario 6 May-31 July 2022.

ARMENIAN DIASPORA SURVEY 2021

Q24. ONTARIO

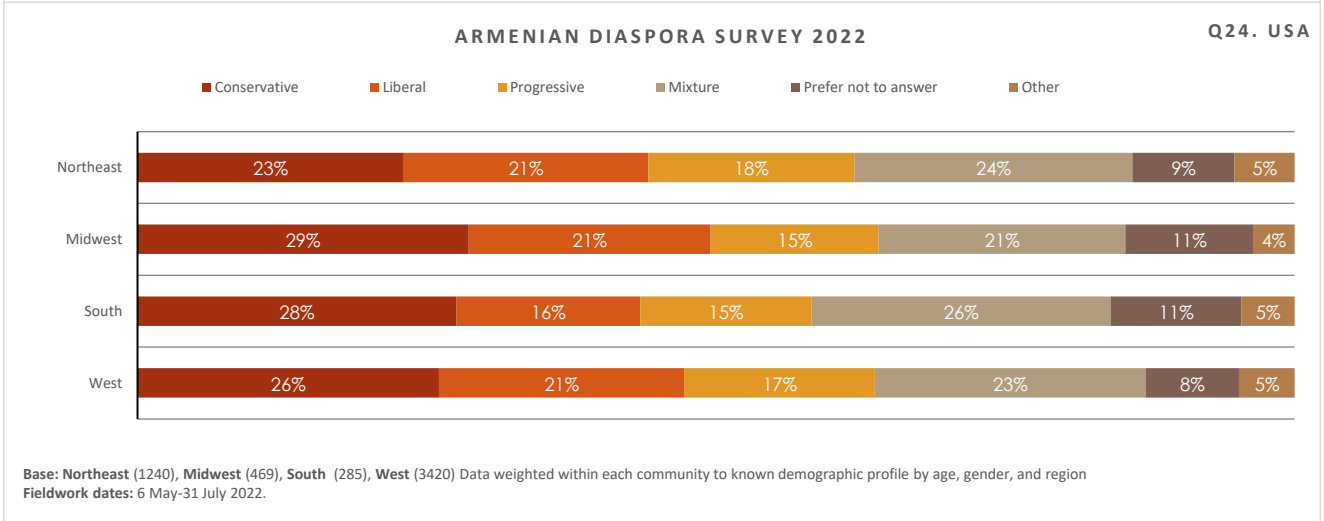
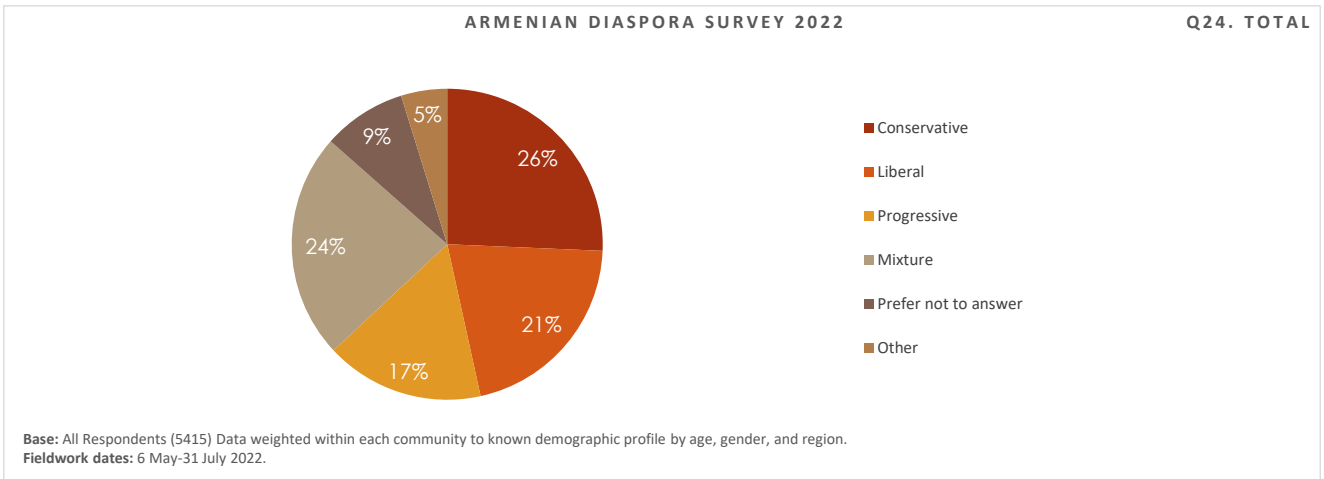


Base: All Respondents (782) Data weighted within each community to known demographic profile by age, gender, and region.  
Fieldwork dates: Ontario 6 May-31 July 2022.

| Question 24. Which of the following comes closest to describing your political views? | Community |         | Age   |       |       |     | Gender |        |
|---|-----------|---------|-------|-------|-------|-----|--------|--------|
|   | US        | Ontario | 18-24 | 25-34 | 35-54 | 55+ | Male   | Female |
| All answering   | 5174      | 782     | 49    | 98    | 271   | 318 | 342    | 401    |
| BASE  | %         | %       | %     | %     | %     | %   | %      | %      |
| Conservative  | 27        | 34      | 30    | 39    | 39    | 30  | 37     | 32     |
| Liberal   | 22        | 22      | 14    | 18    | 18    | 29  | 19     | 26     |
| Progressive   | 17        | 8       | 15    | 8     | 6     | 7   | 9      | 6      |
| Mixture   | 25        | 16      | 22    | 19    | 17    | 14  | 18     | 15     |
| Prefer not to answer  | 9         | 16      | 10    | 14    | 16    | 18  | 12     | 20     |
| Other   | 0         | 3       | 9     | 2     | 3     | 2   | 5      | 2      |

| Question 24. Which of the following comes closest to describing your political views? | Community |         | First Arrived |          |                           |
|---|-----------|---------|---------------|----------|---------------------------|
|   | US        | Ontario | You           | A parent | Grandparent / Earlier gen |
| All answering   | 5174      | 782     | 375           | 259      | 112                       |
| BASE  | %         | %       | %             | %        | %                         |
| Conservative  | 27        | 34      | 35            | 34       | 34                        |
| Liberal   | 22        | 22      | 22            | 24       | 22                        |
| Progressive   | 17        | 8       | 5             | 7        | 17                        |
| Mixture   | 25        | 16      | 15            | 21       | 11                        |
| Prefer not to answer  | 9         | 16      | 20            | 12       | 15                        |
| Other   | 0         | 3       | 4             | 4        | 2                         |

Question 24. Which of the following comes closest to describing your political views?



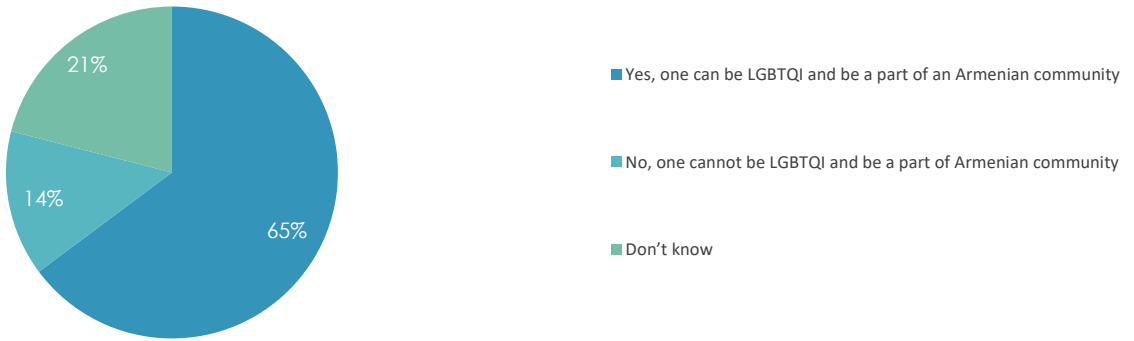
| Question 24. Which of the following comes closest to describing your political views? | Community   |            | US Regions |         |       |      | Age   |       |       |      |
|---|-------------|------------|------------|---------|-------|------|-------|-------|-------|------|
|   | US          | Ontario    | Northeast  | Midwest | South | West | 18-24 | 25-34 | 35-54 | 55+  |
| <b>All answering</b>  | <b>5415</b> | <b>806</b> | 1240       | 469     | 285   | 3420 | 626   | 985   | 1668  | 1891 |
| <b>BASE</b>   | %           | %          | %          | %       | %     | %    | %     | %     | %     | %    |
| <b>Conservative</b>   | 26          | 34         | 23         | 29      | 28    | 26   | 21    | 17    | 26    | 32   |
| <b>Liberal</b>  | 21          | 22         | 21         | 21      | 16    | 21   | 22    | 25    | 21    | 20   |
| <b>Progressive</b>  | 17          | 8          | 18         | 15      | 15    | 17   | 20    | 21    | 15    | 15   |
| <b>Mixture</b>  | 24          | 16         | 24         | 21      | 26    | 23   | 26    | 26    | 26    | 20   |
| <b>Prefer not to answer</b>   | 9           | 16         | 9          | 11      | 11    | 8    | 5     | 5     | 9     | 10   |
| <b>Other</b>  | 5           | 3          | 5          | 4       | 5     | 5    | 6     | 6     | 4     | 4    |

| Question 24. Which of the following comes closest to describing your political views? | Community   |            | Gender |        | First Arrived |          |                           |
|---|-------------|------------|--------|--------|---------------|----------|---------------------------|
|   | US          | Ontario    | Male   | Female | You           | A parent | Grandparent / Earlier gen |
| <b>All answering</b>  | <b>5415</b> | <b>806</b> | 2549   | 2623   | 1556          | 1730     | 1931                      |
| <b>BASE</b>   | %           | %          | %      | %      | %             | %        | %                         |
| <b>Conservative</b>   | 26          | 34         | 31     | 21     | 27            | 23       | 26                        |
| <b>Liberal</b>  | 21          | 22         | 16     | 27     | 18            | 24       | 21                        |
| <b>Progressive</b>  | 17          | 8          | 18     | 15     | 15            | 17       | 17                        |
| <b>Mixture</b>  | 24          | 16         | 26     | 22     | 23            | 25       | 23                        |
| <b>Prefer not to answer</b>   | 9           | 16         | 6      | 11     | 12            | 6        | 7                         |
| <b>Other</b>  | 5           | 3          | 5      | 4      | 4             | 4        | 6                         |

Question 25. In your view, is being part of an Armenian community compatible with being LGBTQI?

ARMENIAN DIASPORA SURVEY 2022

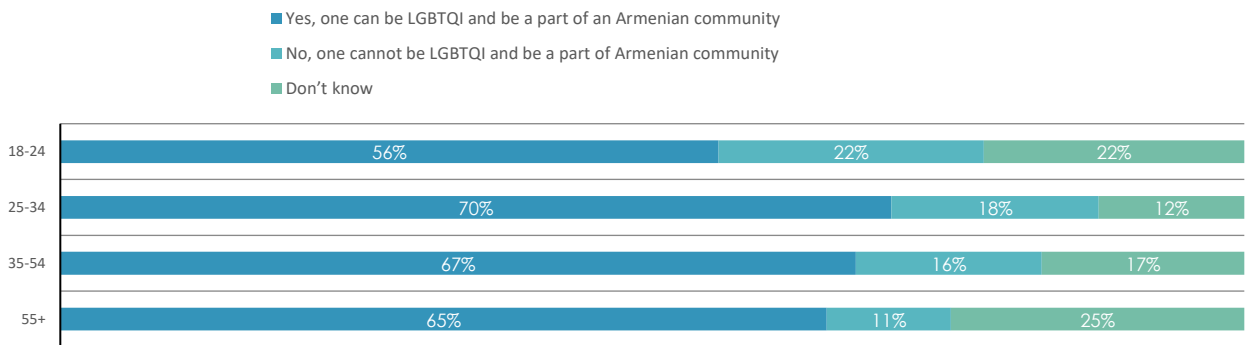
Q25. TOTAL



Base: All Respondents (851) Data weighted within each community to known demographic profile by age, gender, and region.  
Fieldwork dates: Ontario 6 May-31 July 2022.

ARMENIAN DIASPORA SURVEY 2022

Q25. ONTARIO

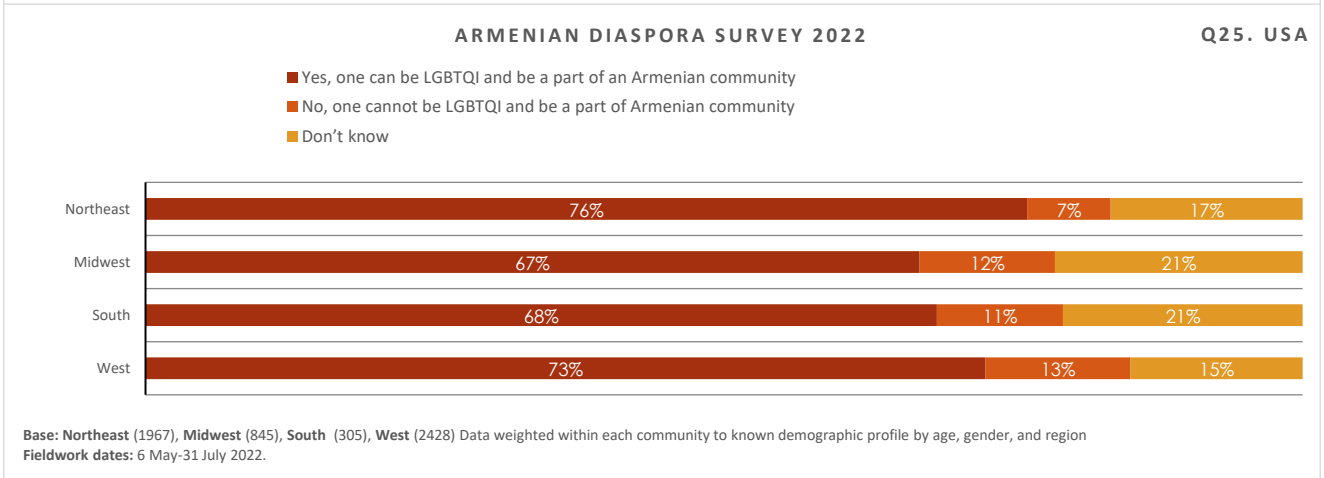
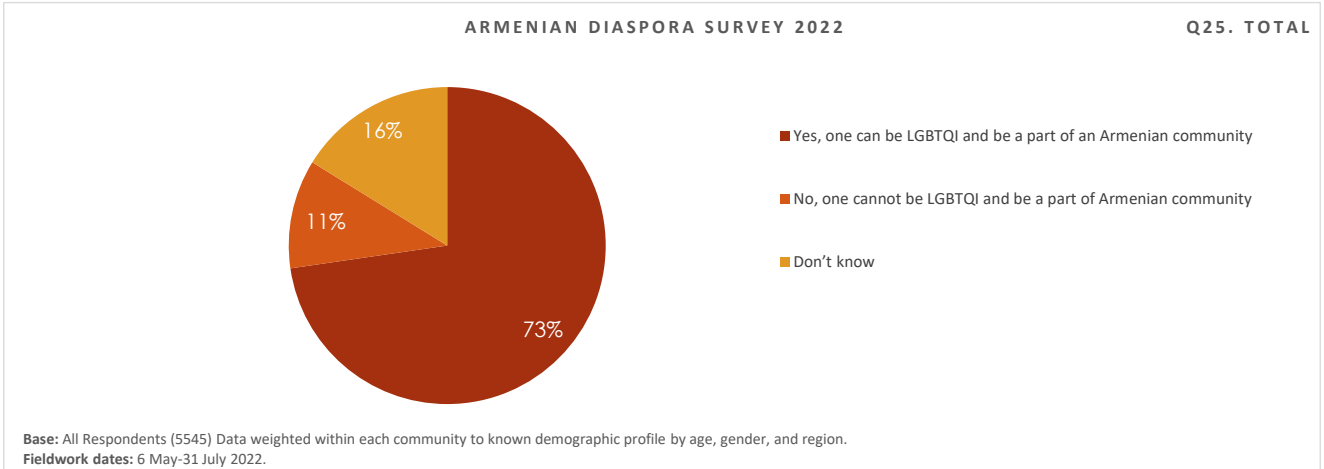


Base: All Respondents (851) Data weighted within each community to known demographic profile by age, gender, and region.  
Fieldwork dates: Ontario 6 May-31 July 2022.

| Question 25. In your view, is being part of an Armenian community compatible with being LGBTQI? | Community |         | Age   |       |       |     | Gender |        |
|---|-----------|---------|-------|-------|-------|-----|--------|--------|
|   | US        | Ontario | 18-24 | 25-34 | 35-54 | 55+ | Male   | Female |
| All answering   | 5545      | 851     | 54    | 106   | 300   | 337 | 376    | 427    |
| BASE  | %         | %       | %     | %     | %     | %   | %      | %      |
| Yes, one can be LGBTQI and be a part of an Armenian community                                   | 73        | 65      | 56    | 70    | 67    | 65  | 64     | 67     |
| No, one cannot be LGBTQI and be a part of Armenian community                                    | 11        | 14      | 22    | 18    | 16    | 11  | 17     | 12     |
| Don't know  | 16        | 21      | 22    | 12    | 17    | 25  | 19     | 22     |

| Question 25. In your view, is being part of an Armenian community compatible with being LGBTQI? | Community |         | First Arrived |          |                           |
|---|-----------|---------|---------------|----------|---------------------------|
|   | US        | Ontario | You           | A parent | Grandparent / Earlier gen |
| All answering   | 5545      | 851     | 417           | 271      | 119                       |
| BASE  | %         | %       | %             | %        | %                         |
| Yes, one can be LGBTQI and be a part of an Armenian community                                   | 73        | 65      | 60            | 72       | 70                        |
| No, one cannot be LGBTQI and be a part of Armenian community                                    | 11        | 14      | 17            | 12       | 10                        |
| Don't know  | 16        | 21      | 23            | 16       | 20                        |

Question 25. In your view, is being part of an Armenian community compatible with being LGBTQI?

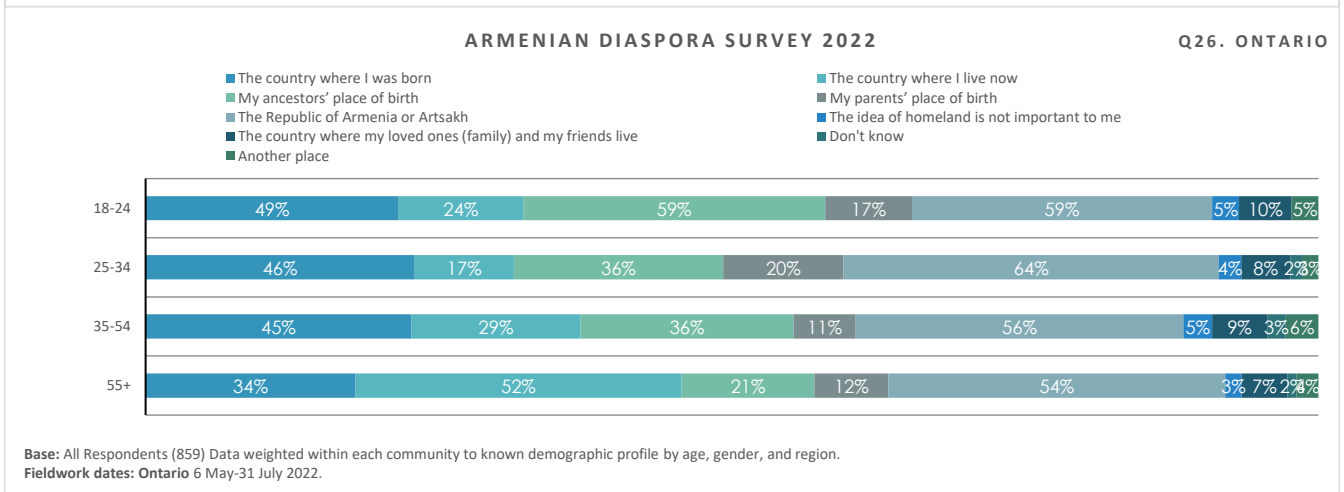
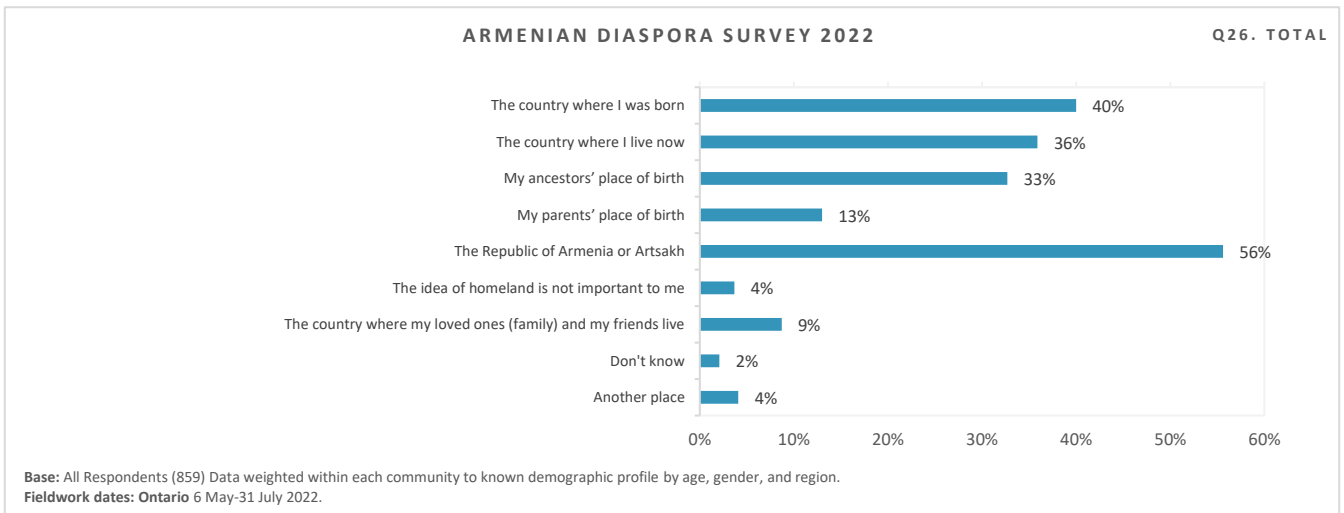


| Question 25. In your view, is being part of an Armenian community compatible with being LGBTQI? | Community   |            | US Regions |         |       |      | Age   |       |       |      |
|---|-------------|------------|------------|---------|-------|------|-------|-------|-------|------|
|   | US          | Ontario    | Northeast  | Midwest | South | West | 18-24 | 25-34 | 35-54 | 55+  |
| <b>All answering</b>  | <b>5545</b> | <b>851</b> | 1967       | 845     | 305   | 2428 | 331   | 735   | 1549  | 2680 |
| <b>BASE</b>   | %           | %          | %          | %       | %     | %    | %     | %     | %     | %    |
| <b>Yes, one can be LGBTQI and be a part of an Armenian community</b>                            | 73          | 65         | 76         | 67      | 68    | 73   | 75    | 84    | 72    | 68   |
| <b>No, one cannot be LGBTQI and be a part of Armenian community</b>                             | 11          | 14         | 7          | 12      | 11    | 13   | 12    | 7     | 12    | 11   |
| <b>Don't know</b>   | 16          | 21         | 17         | 21      | 21    | 15   | 13    | 9     | 15    | 20   |

| Question 25. In your view, is being part of an Armenian community compatible with being LGBTQI? | Community   |            | Gender |        | First Arrived |          |                           |
|---|-------------|------------|--------|--------|---------------|----------|---------------------------|
|   | US          | Ontario    | Male   | Female | You           | A parent | Grandparent / Earlier gen |
| <b>All answering</b>  | <b>5545</b> | <b>851</b> | 2309   | 2997   | 1625          | 1543     | 2182                      |
| <b>BASE</b>   | %           | %          | %      | %      | %             | %        | %                         |
| <b>Yes, one can be LGBTQI and be a part of an Armenian community</b>                            | 73          | 65         | 70     | 77     | 66            | 76       | 78                        |
| <b>No, one cannot be LGBTQI and be a part of Armenian community</b>                             | 11          | 14         | 14     | 8      | 15            | 10       | 9                         |
| <b>Don't know</b>   | 16          | 21         | 16     | 15     | 20            | 14       | 14                        |



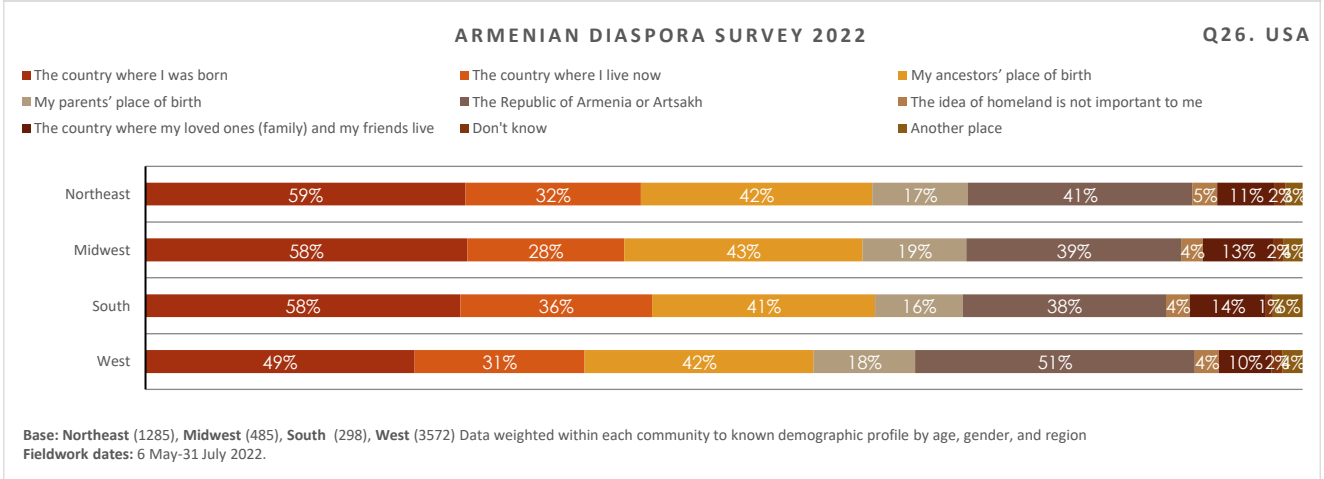
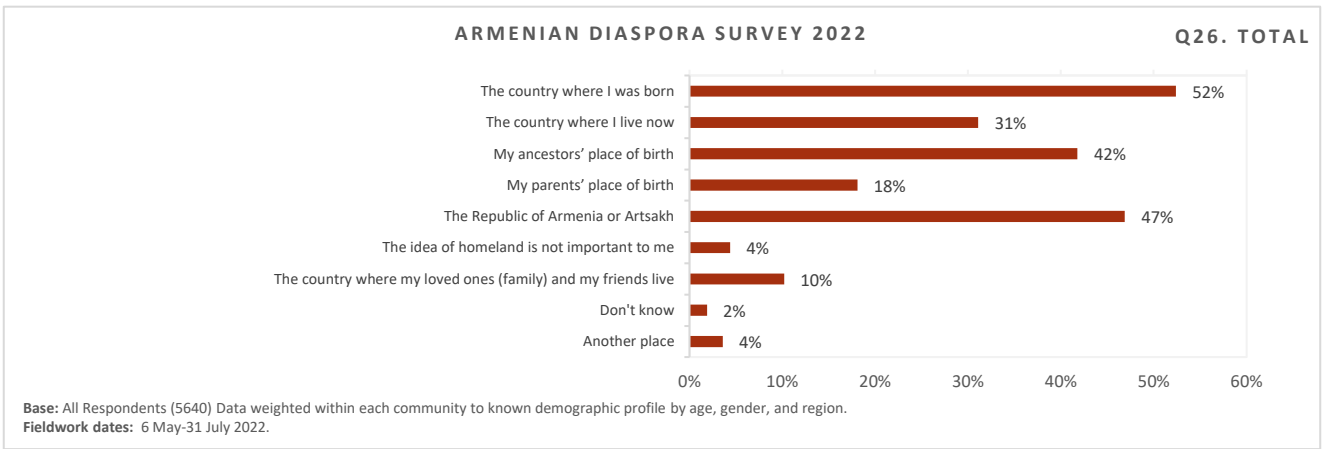
Question 26. Which of the following do you consider your homeland? Please select ALL that apply.



| Question 26. Which of the following do you consider your homeland? Please select ALL that apply. | Community |         | Age   |       |       |     | Gender |        |
|--|-----------|---------|-------|-------|-------|-----|--------|--------|
|  | US        | Ontario | 18-24 | 25-34 | 35-54 | 55+ | Male   | Female |
| All answering  |           |         |       |       |       |     |        |        |
| BASE   | 5640      | 859     | 81    | 135   | 259   | 328 | 394    | 417    |
|  | %         | %       | %     | %     | %     | %   | %      | %      |
| The country where I was born   | 52        | 40      | 49    | 46    | 45    | 34  | 39     | 42     |
| The country where I live now   | 31        | 36      | 24    | 17    | 29    | 52  | 39     | 34     |
| My ancestors' place of birth   | 42        | 33      | 59    | 36    | 36    | 21  | 34     | 32     |
| My parents' place of birth   | 18        | 13      | 17    | 20    | 11    | 12  | 12     | 14     |
| The Republic of Armenia or Artsakh   | 47        | 56      | 59    | 64    | 56    | 54  | 61     | 53     |
| The idea of homeland is not important to me  | 4         | 4       | 5     | 4     | 5     | 3   | 4      | 4      |
| The country where my loved ones (family) and my friends live                                     | 10        | 9       | 10    | 8     | 9     | 7   | 7      | 10     |
| Don't know   | 2         | 2       | 0     | 2     | 3     | 2   | 2      | 2      |
| Another place  | 4         | 4       | 5     | 3     | 6     | 4   | 3      | 5      |

| Question 26. Which of the following do you consider your homeland? Please select ALL that apply. | Community |         | First Arrived |          |                           |
|--|-----------|---------|---------------|----------|---------------------------|
|  | US        | Ontario | You           | A parent | Grandparent / Earlier gen |
| All answering  |           |         |               |          |                           |
| BASE   | 5640      | 859     | 406           | 286      | 123                       |
|  | %         | %       | %             | %        | %                         |
| The country where I was born   | 52        | 40      | 35            | 43       | 52                        |
| The country where I live now   | 31        | 36      | 43            | 29       | 32                        |
| My ancestors' place of birth   | 42        | 33      | 22            | 44       | 44                        |
| My parents' place of birth   | 18        | 13      | 12            | 15       | 15                        |
| The Republic of Armenia or Artsakh   | 47        | 56      | 59            | 60       | 44                        |
| The idea of homeland is not important to me  | 4         | 4       | 2             | 5        | 7                         |
| The country where my loved ones (family) and my friends live                                     | 10        | 9       | 10            | 7        | 7                         |
| Don't know   | 2         | 2       | 2             | 2        | 3                         |
| Another place  | 4         | 4       | 5             | 3        | 5                         |

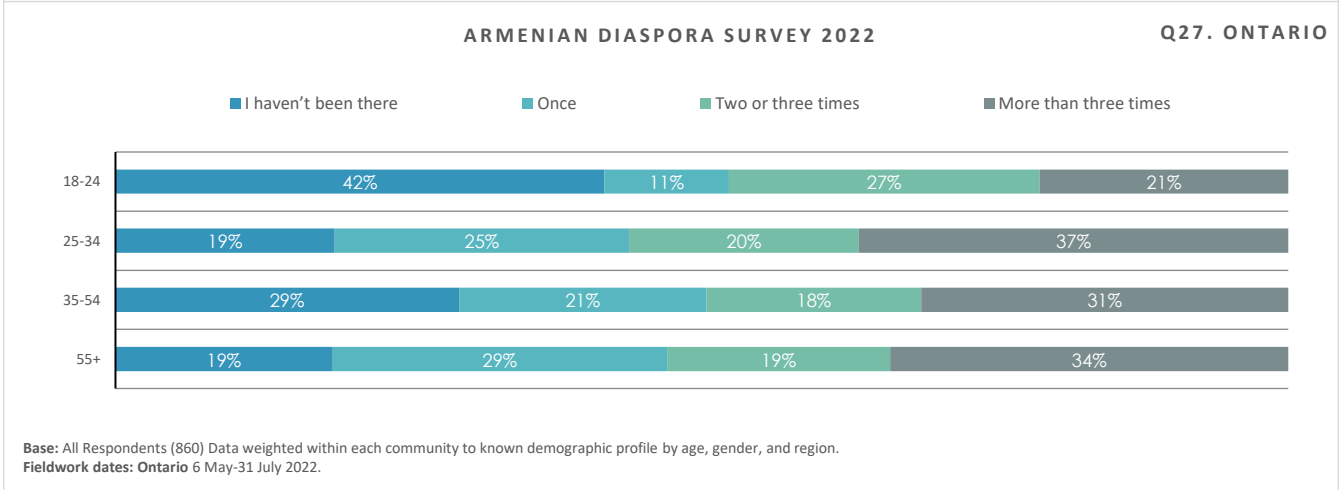
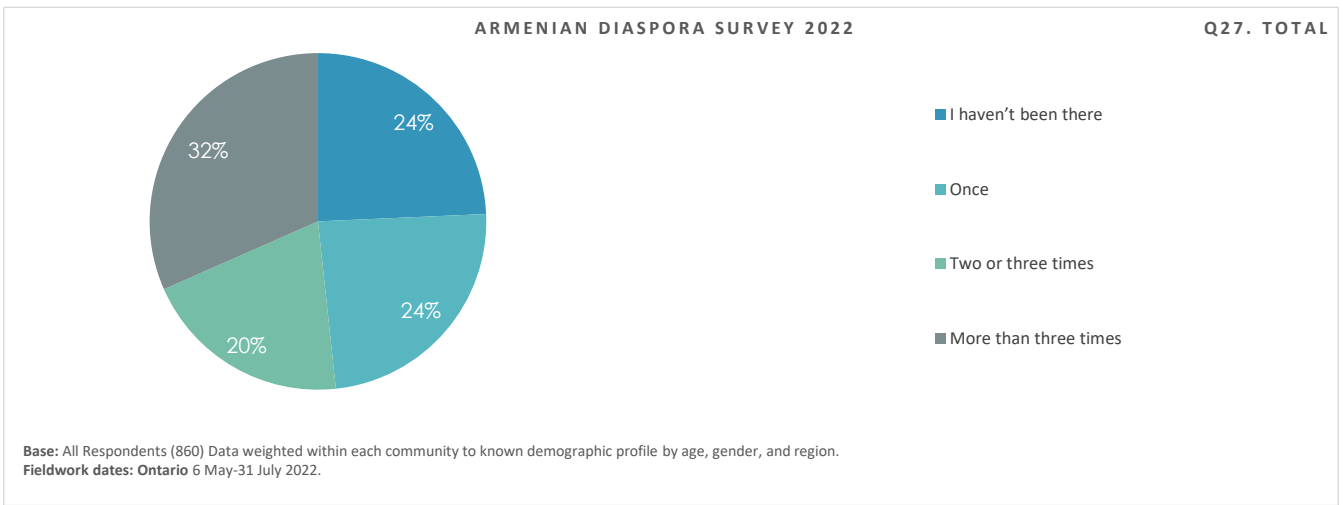
Question 26. Which of the following do you consider your homeland? Please select ALL that apply.



| Question 26. Which of the following do you consider your homeland? Please select ALL that apply. | Community |         | US Regions |         |       |      | Age   |       |       |      |
|--|-----------|---------|------------|---------|-------|------|-------|-------|-------|------|
|  | US        | Ontario | Northeast  | Midwest | South | West | 18-24 | 25-34 | 35-54 | 55+  |
| All answering  | 5640      | 859     | 1285       | 485     | 298   | 3572 | 650   | 1011  | 1768  | 1959 |
| BASE   | %         | %       | %          | %       | %     | %    | %     | %     | %     | %    |
| The country where I was born   | 52        | 40      | 59         | 58      | 58    | 49   | 43    | 51    | 52    | 57   |
| The country where I live now   | 31        | 36      | 32         | 28      | 36    | 31   | 26    | 25    | 30    | 37   |
| My ancestors' place of birth   | 42        | 33      | 42         | 43      | 41    | 42   | 61    | 52    | 42    | 32   |
| My parents' place of birth   | 18        | 13      | 17         | 19      | 16    | 18   | 29    | 27    | 16    | 13   |
| The Republic of Armenia or Artsakh   | 47        | 56      | 41         | 39      | 38    | 51   | 58    | 55    | 50    | 38   |
| The idea of homeland is not important to me  | 4         | 4       | 5          | 4       | 4     | 4    | 4     | 6     | 5     | 3    |
| The country where my loved ones (family) and my friends live                                     | 10        | 9       | 11         | 13      | 14    | 10   | 14    | 16    | 10    | 8    |
| Don't know   | 2         | 2       | 2          | 2       | 1     | 2    | 2     | 4     | 2     | 1    |
| Another place  | 4         | 4       | 3          | 4       | 6     | 4    | 4     | 3     | 4     | 4    |

| Question 26. Which of the following do you consider your homeland? Please select ALL that apply. | Community |         | Gender |        | First Arrived |          |                           |
|--|-----------|---------|--------|--------|---------------|----------|---------------------------|
|  | US        | Ontario | Male   | Female | You           | A parent | Grandparent / Earlier gen |
| All answering  | 5640      | 859     | 2651   | 2737   | 1661          | 1792     | 1981                      |
| BASE   | %         | %       | %      | %      | %             | %        | %                         |
| The country where I was born   | 52        | 40      | 50     | 55     | 43            | 51       | 61                        |
| The country where I live now   | 31        | 36      | 33     | 29     | 39            | 27       | 28                        |
| My ancestors' place of birth   | 42        | 33      | 42     | 42     | 30            | 46       | 49                        |
| My parents' place of birth   | 18        | 13      | 18     | 19     | 14            | 26       | 15                        |
| The Republic of Armenia or Artsakh   | 47        | 56      | 51     | 43     | 56            | 51       | 36                        |
| The idea of homeland is not important to me  | 4         | 4       | 4      | 4      | 3             | 5        | 5                         |
| The country where my loved ones (family) and my friends live                                     | 10        | 9       | 10     | 11     | 10            | 11       | 11                        |
| Don't know   | 2         | 2       | 2      | 2      | 2             | 2        | 2                         |
| Another place  | 4         | 4       | 4      | 4      | 4             | 4        | 4                         |

Question 27. Have you ever visited the Republic of Armenia or Artsakh?



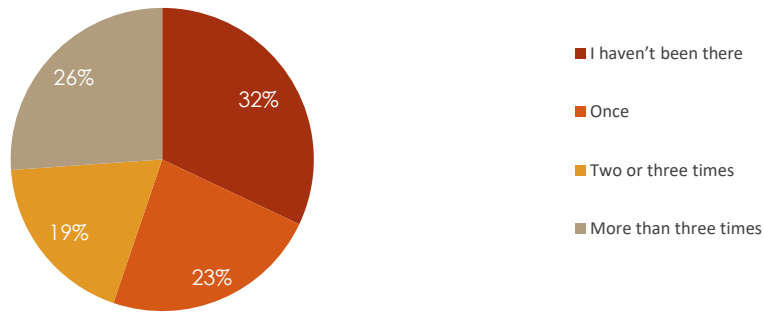
| Question 27. Have you ever visited the Republic of Armenia or Artsakh? | Community |         | Age   |       |       |     | Gender |        |
|--|-----------|---------|-------|-------|-------|-----|--------|--------|
|  | US        | Ontario | 18-24 | 25-34 | 35-54 | 55+ | Male   | Female |
| All answering  | 5622      | 860     | 55    | 106   | 302   | 342 | 381    | 432    |
| BASE   | %         | %       | %     | %     | %     | %   | %      | %      |
| I haven't been there   | 32        | 24      | 42    | 19    | 29    | 19  | 27     | 22     |
| Once   | 23        | 24      | 11    | 25    | 21    | 29  | 20     | 27     |
| Two or three times   | 19        | 20      | 27    | 20    | 18    | 19  | 19     | 21     |
| More than three times  | 26        | 32      | 21    | 37    | 31    | 34  | 34     | 30     |

| Question 27. Have you ever visited the Republic of Armenia or Artsakh? | Community |         | First Arrived |          |                           |
|--|-----------|---------|---------------|----------|---------------------------|
|  | US        | Ontario | You           | A parent | Grandparent / Earlier gen |
| All answering  | 5622      | 860     | 425           | 274      | 118                       |
| BASE   | %         | %       | %             | %        | %                         |
| I haven't been there   | 32        | 24      | 18            | 30       | 32                        |
| Once   | 23        | 24      | 21            | 24       | 33                        |
| Two or three times   | 19        | 20      | 20            | 22       | 17                        |
| More than three times  | 26        | 32      | 42            | 24       | 19                        |

Question 27. Have you ever visited the Republic of Armenia or Artsakh?

ARMENIAN DIASPORA SURVEY 2022

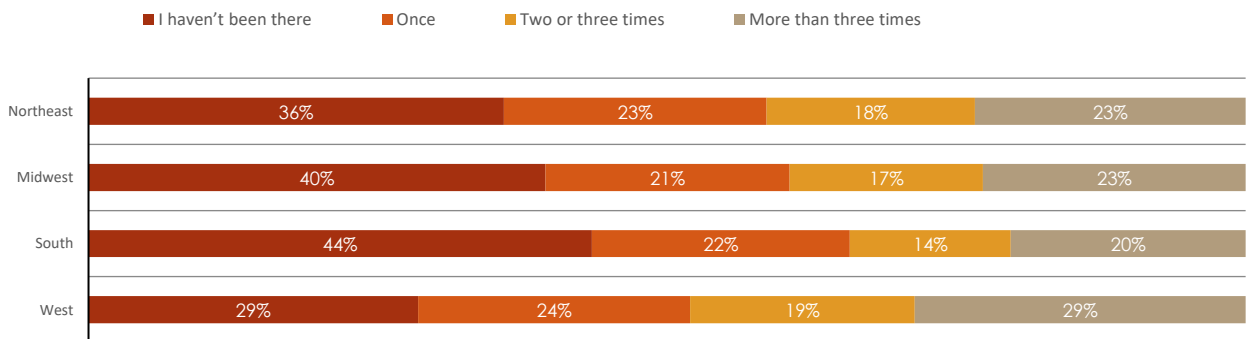
Q27. TOTAL



Base: All Respondents (5622) Data weighted within each community to known demographic profile by age, gender, and region. Fieldwork dates: 6 May-31 July 2022.

ARMENIAN DIASPORA SURVEY 2022

Q27. USA



Base: Northeast (2003), Midwest (855), South (304), West (2460) Data weighted within each community to known demographic profile by age, gender, and region. Fieldwork dates: 6 May-31 July 2022.

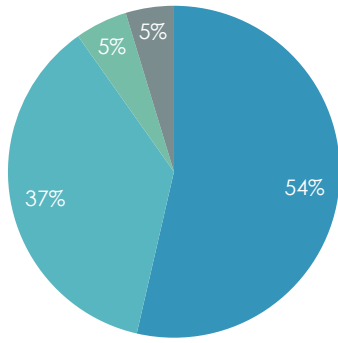
| Question 27. Have you ever visited the Republic of Armenia or Artsakh? | Community |         | US Regions |         |       |      | Age   |       |       |      |
|--|-----------|---------|------------|---------|-------|------|-------|-------|-------|------|
|  | US        | Ontario | Northeast  | Midwest | South | West | 18-24 | 25-34 | 35-54 | 55+  |
| All answering  | 5622      | 860     | 2003       | 855     | 304   | 2460 | 332   | 738   | 1559  | 2740 |
| BASE   | %         | %       | %          | %       | %     | %    | %     | %     | %     | %    |
| I haven't been there   | 32        | 24      | 36         | 40      | 44    | 29   | 40    | 29    | 29    | 33   |
| Once   | 23        | 24      | 23         | 21      | 22    | 24   | 25    | 24    | 23    | 23   |
| Two or three times   | 19        | 20      | 18         | 17      | 14    | 19   | 19    | 23    | 17    | 18   |
| More than three times  | 26        | 32      | 23         | 23      | 20    | 29   | 17    | 25    | 31    | 27   |

| Question 27. Have you ever visited the Republic of Armenia or Artsakh? | Community |         | Gender |        | First Arrived |          |                           |
|--|-----------|---------|--------|--------|---------------|----------|---------------------------|
|  | US        | Ontario | Male   | Female | You           | A parent | Grandparent / Earlier gen |
| All answering  | 5622      | 860     | 2342   | 3037   | 1644          | 1566     | 2214                      |
| BASE   | %         | %       | %      | %      | %             | %        | %                         |
| I haven't been there   | 32        | 24      | 30     | 33     | 19            | 31       | 44                        |
| Once   | 23        | 24      | 22     | 24     | 20            | 25       | 24                        |
| Two or three times   | 19        | 20      | 19     | 19     | 19            | 21       | 16                        |
| More than three times  | 26        | 32      | 29     | 24     | 42            | 24       | 16                        |

Question 28. Do you intend to visit the Republic of Armenia in the future?

ARMENIAN DIASPORA SURVEY 2022

Q28. TOTAL



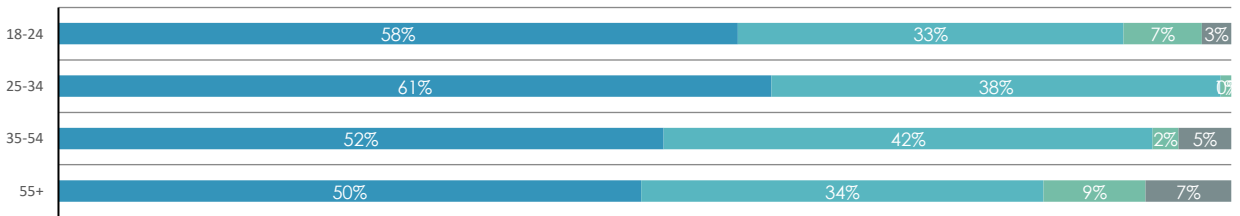
- Yes, I have plans and intend to visit the Republic of Armenia within the next two years
- Yes, I would like to visit some time, but not in the near future
- No, I don't intend to visit
- Don't know

Base: All Respondents (860) Data weighted within each community to known demographic profile by age, gender, and region.  
Fieldwork dates: Ontario 6 May-31 July 2022.

ARMENIAN DIASPORA SURVEY 2022

Q28. ONTARIO

- Yes, I have plans and intend to visit the Republic of Armenia within the next two years
- Yes, I would like to visit some time, but not in the near future
- No, I don't intend to visit
- Don't know



Base: All Respondents (860) Data weighted within each community to known demographic profile by age, gender, and region.  
Fieldwork dates: Ontario 6 May-31 July 2022.

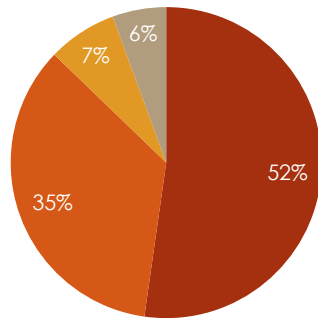
| Question 28. Do you intend to visit the Republic of Armenia in the future?              | Community |         | Age   |       |       |     | Gender |        |
|---|-----------|---------|-------|-------|-------|-----|--------|--------|
|   | US        | Ontario | 18-24 | 25-34 | 35-54 | 55+ | Male   | Female |
| All answering   | 5623      | 860     | 55    | 106   | 303   | 341 | 381    | 432    |
| BASE  | %         | %       | %     | %     | %     | %   | %      | %      |
| Yes, I have plans and intend to visit the Republic of Armenia within the next two years | 52        | 54      | 58    | 61    | 52    | 50  | 53     | 54     |
| Yes, I would like to visit some time, but not in the near future                        | 35        | 37      | 33    | 38    | 42    | 34  | 37     | 37     |
| No, I don't intend to visit   | 7         | 5       | 7     | 1     | 2     | 9   | 5      | 5      |
| Don't know  | 6         | 5       | 3     | 0     | 5     | 7   | 5      | 5      |
| NET: YES  | 87        | 90      | 91    | 99    | 93    | 84  | 90     | 91     |

| Question 28. Do you intend to visit the Republic of Armenia in the future?              | Community |         | First Arrived |          |                           |
|---|-----------|---------|---------------|----------|---------------------------|
|   | US        | Ontario | You           | A parent | Grandparent / Earlier gen |
| All answering   | 5623      | 860     | 424           | 274      | 119                       |
| BASE  | %         | %       | %             | %        | %                         |
| Yes, I have plans and intend to visit the Republic of Armenia within the next two years | 52        | 54      | 59            | 51       | 41                        |
| Yes, I would like to visit some time, but not in the near future                        | 35        | 37      | 30            | 42       | 49                        |
| No, I don't intend to visit   | 7         | 5       | 6             | 3        | 6                         |
| Don't know  | 6         | 5       | 6             | 4        | 4                         |
| NET: YES  | 87        | 90      | 88            | 93       | 90                        |

Question 28. Do you intend to visit the Republic of Armenia in the future?

ARMENIAN DIASPORA SURVEY 2022

Q28. TOTAL



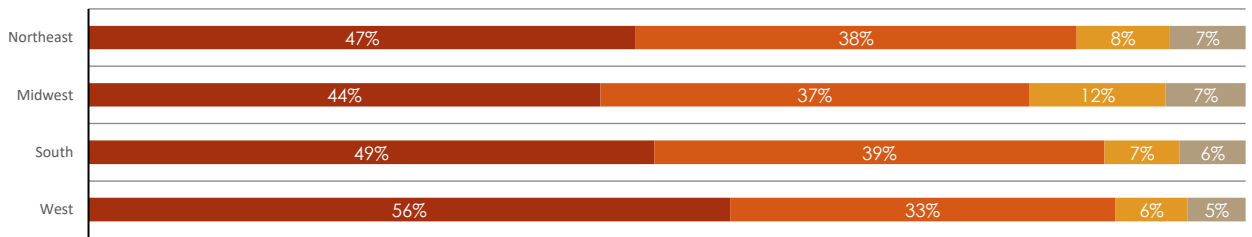
- Yes, I have plans and intend to visit the Republic of Armenia within the next two years
- Yes, I would like to visit some time, but not in the near future
- No, I don't intend to visit
- Don't know

Base: All Respondents (5550) Data weighted within each community to known demographic profile by age, gender, and region.  
Fieldwork dates: 6 May-31 July 2022.

ARMENIAN DIASPORA SURVEY 2022

Q28. USA

- Yes, I have plans and intend to visit the Republic of Armenia within the next two years
- Yes, I would like to visit some time, but not in the near future
- No, I don't intend to visit
- Don't know



Base: Northeast (2000), Midwest (855), South (307), West (2461) Data weighted within each community to known demographic profile by age, gender, and region  
Fieldwork dates: 6 May-31 July 2022.

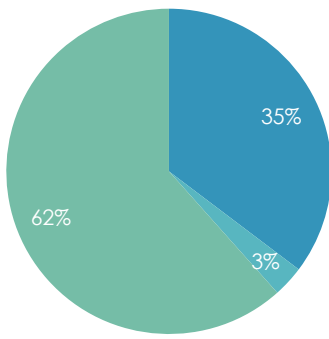
| Question 28. Do you intend to visit the Republic of Armenia in the future?              | Community |         | US Regions |         |       |      | Age   |       |       |      |
|---|-----------|---------|------------|---------|-------|------|-------|-------|-------|------|
|   | US        | Ontario | Northeast  | Midwest | South | West | 18-24 | 25-34 | 35-54 | 55+  |
| All answering   | 5623      | 860     | 2000       | 855     | 307   | 2461 | 331   | 739   | 1563  | 2735 |
| BASE  | %         | %       | %          | %       | %     | %    | %     | %     | %     | %    |
| Yes, I have plans and intend to visit the Republic of Armenia within the next two years | 52        | 54      | 47         | 44      | 49    | 56   | 60    | 57    | 57    | 45   |
| Yes, I would like to visit some time, but not in the near future                        | 35        | 37      | 38         | 37      | 39    | 33   | 36    | 38    | 36    | 32   |
| No, I don't intend to visit   | 7         | 5       | 8          | 12      | 7     | 6    | 2     | 2     | 4     | 13   |
| Don't know  | 6         | 5       | 7          | 7       | 6     | 5    | 3     | 3     | 3     | 10   |
| NET: YES  | 87        | 90      | 85         | 81      | 88    | 89   | 95    | 96    | 93    | 77   |

| Question 28. Do you intend to visit the Republic of Armenia in the future?              | Community |         | Gender |        | First Arrived |          |                           |
|---|-----------|---------|--------|--------|---------------|----------|---------------------------|
|   | US        | Ontario | Male   | Female | You           | A parent | Grandparent / Earlier gen |
| All answering   | 5623      | 860     | 2337   | 3042   | 1646          | 1564     | 2214                      |
| BASE  | %         | %       | %      | %      | %             | %        | %                         |
| Yes, I have plans and intend to visit the Republic of Armenia within the next two years | 52        | 54      | 55     | 50     | 65            | 52       | 43                        |
| Yes, I would like to visit some time, but not in the near future                        | 35        | 37      | 33     | 37     | 27            | 36       | 42                        |
| No, I don't intend to visit   | 7         | 5       | 7      | 7      | 4             | 7        | 9                         |
| Don't know  | 6         | 5       | 5      | 6      | 5             | 5        | 6                         |
| NET: YES  | 87        | 90      | 89     | 87     | 91            | 88       | 85                        |

Question 29. Have you considered living permanently in the Republic of Armenia or Artsakh?

ARMENIAN DIASPORA SURVEY 2022

Q29. TOTAL

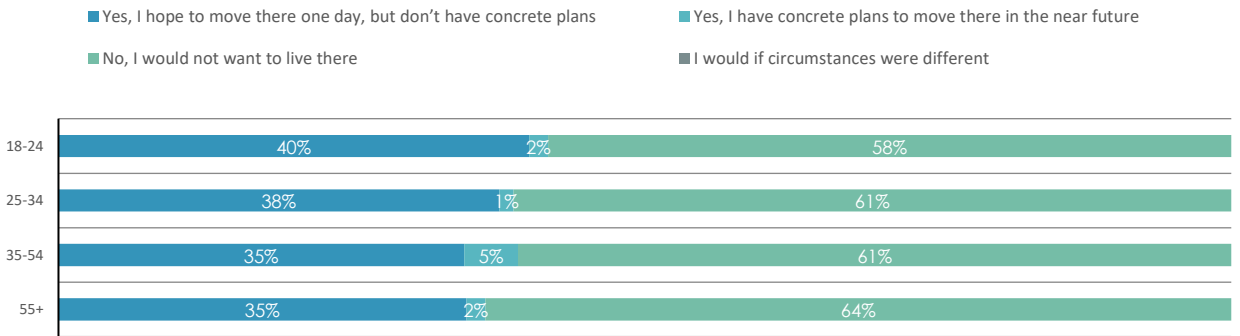


- Yes, I hope to move there one day, but don't have concrete plans
- Yes, I have concrete plans to move there in the near future
- No, I would not want to live there
- I would if circumstances were different

Base: All Respondents (687) Data weighted within each community to known demographic profile by age, gender, and region.  
Fieldwork dates: Ontario 6 May-31 July 2022.

ARMENIAN DIASPORA SURVEY 2022

Q29. ONTARIO

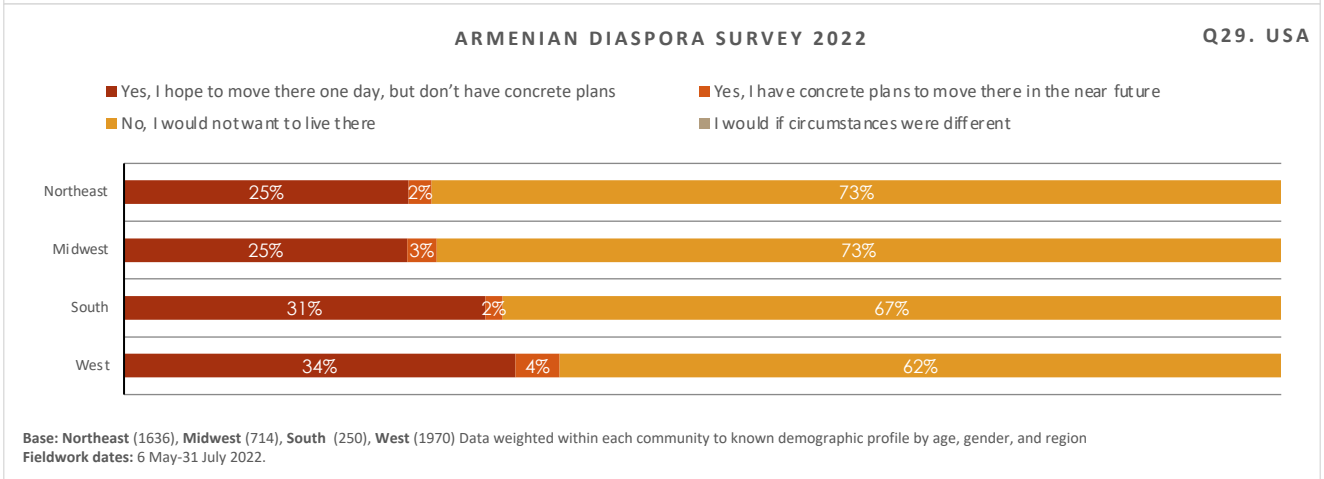
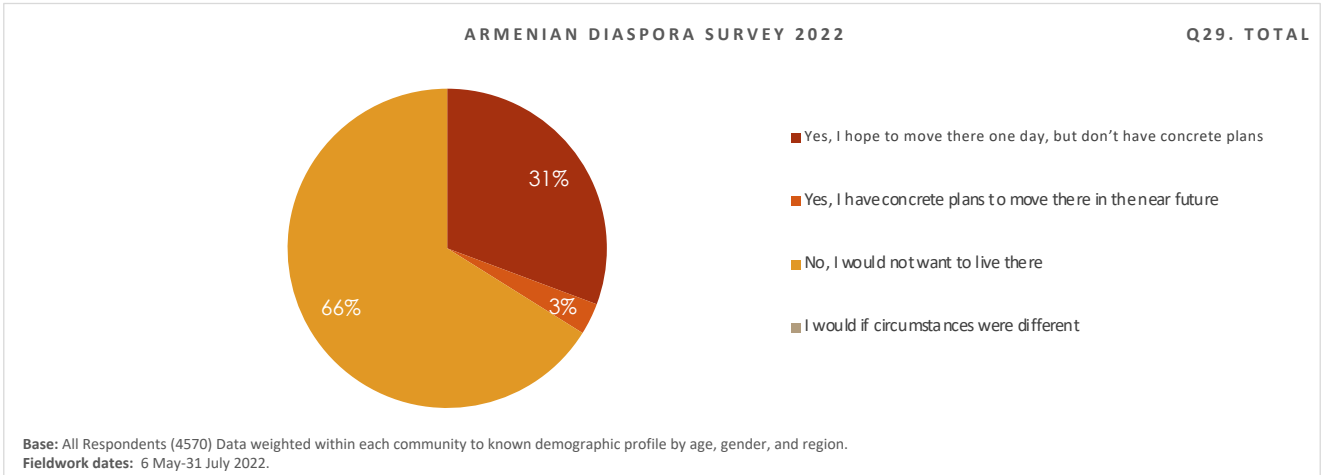


Base: All Respondents (687) Data weighted within each community to known demographic profile by age, gender, and region.  
Fieldwork dates: Ontario 6 May-31 July 2022.

| Question 29. Have you considered living permanently in the Republic of Armenia or Artsakh? | Community |         | Age   |       |       |     | Gender |        |
|--|-----------|---------|-------|-------|-------|-----|--------|--------|
|  | US        | Ontario | 18-24 | 25-34 | 35-54 | 55+ | Male   | Female |
| All answering  |           |         |       |       |       |     |        |        |
| BASE   | 4570      | 687     | 48    | 82    | 238   | 274 | 308    | 340    |
|  | %         | %       | %     | %     | %     | %   | %      | %      |
| Yes, I hope to move there one day, but don't have concrete plans                           | 31        | 35      | 40    | 38    | 35    | 35  | 43     | 29     |
| Yes, I have concrete plans to move there in the near future                                | 3         | 3       | 2     | 1     | 5     | 2   | 1      | 4      |
| No, I would not want to live there   | 66        | 62      | 58    | 61    | 61    | 64  | 56     | 67     |
| I would if circumstances were different  | 0         | 0       | 0     | 0     | 0     | 0   | 0      | 0      |
| NET: YES   | 34        | 38      | 42    | 39    | 39    | 36  | 44     | 33     |

| Question 29. Have you considered living permanently in the Republic of Armenia or Artsakh? | Community |         | First Arrived |          |                           |
|--|-----------|---------|---------------|----------|---------------------------|
|  | US        | Ontario | You           | A parent | Grandparent / Earlier gen |
| All answering  |           |         |               |          |                           |
| BASE   | 4570      | 687     | 335           | 219      | 97                        |
|  | %         | %       | %             | %        | %                         |
| Yes, I hope to move there one day, but don't have concrete plans                           | 31        | 35      | 44            | 30       | 26                        |
| Yes, I have concrete plans to move there in the near future                                | 3         | 3       | 3             | 1        | 5                         |
| No, I would not want to live there   | 66        | 62      | 53            | 69       | 70                        |
| I would if circumstances were different  | 0         | 0       | 0             | 0        | 0                         |
| NET: YES   | 34        | 38      | 47            | 31       | 30                        |

Question 29. Have you considered living permanently in the Republic of Armenia or Artsakh?

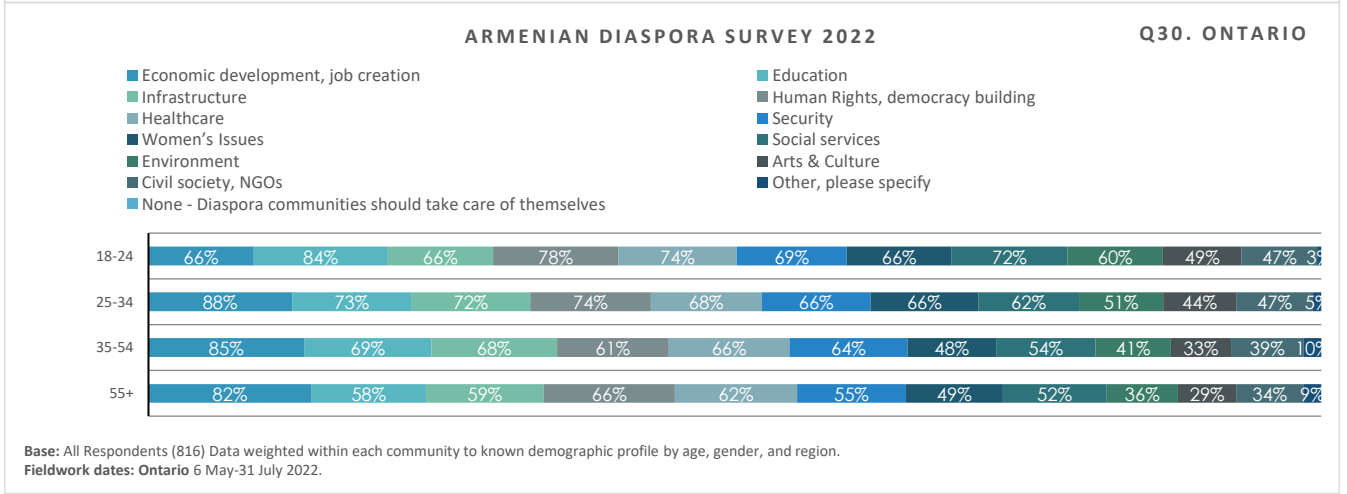


| Question 29. Have you considered living permanently in the Republic of Armenia or Artsakh? | Community   |            | US Regions |         |       |      | Age   |       |       |      |
|--|-------------|------------|------------|---------|-------|------|-------|-------|-------|------|
|  | US          | Ontario    | Northeast  | Midwest | South | West | 18-24 | 25-34 | 35-54 | 55+  |
| <b>All answering</b>   | <b>4570</b> | <b>687</b> | 1636       | 714     | 250   | 1970 | 266   | 572   | 1249  | 2280 |
| <b>BASE</b>  |             |            |            |         |       |      |       |       |       |      |
|  | %           | %          | %          | %       | %     | %    | %     | %     | %     | %    |
| <b>Yes, I hope to move there one day, but don't have concrete plans</b>                    | <b>31</b>   | <b>35</b>  | 25         | 25      | 31    | 34   | 42    | 35    | 37    | 21   |
| <b>Yes, I have concrete plans to move there in the near future</b>                         | <b>3</b>    | <b>3</b>   | 2          | 3       | 2     | 4    | 4     | 4     | 3     | 3    |
| <b>No, I would not want to live there</b>  | <b>66</b>   | <b>62</b>  | 73         | 73      | 67    | 62   | 54    | 61    | 60    | 76   |
| <b>I would if circumstances were different</b>   | <b>0</b>    | <b>0</b>   | 0          | 0       | 0     | 0    | 0     | 0     | 0     | 0    |
| <b>NET: YES</b>  | <b>28</b>   | <b>31</b>  | 22         | 22      | 26    | 30   | 38    | 30    | 32    | 20   |

| Question 29. Have you considered living permanently in the Republic of Armenia or Artsakh? | Community   |            | Gender |        | First Arrived |          |                           |
|--|-------------|------------|--------|--------|---------------|----------|---------------------------|
|  | US          | Ontario    | Male   | Female | You           | A parent | Grandparent / Earlier gen |
| <b>All answering</b>   | <b>4570</b> | <b>687</b> | 1907   | 2469   | 1335          | 1277     | 1792                      |
| <b>BASE</b>  |             |            |        |        |               |          |                           |
|  | %           | %          | %      | %      | %             | %        | %                         |
| <b>Yes, I hope to move there one day, but don't have concrete plans</b>                    | <b>31</b>   | <b>35</b>  | 37     | 25     | 42            | 31       | 22                        |
| <b>Yes, I have concrete plans to move there in the near future</b>                         | <b>3</b>    | <b>3</b>   | 4      | 2      | 5             | 3        | 2                         |
| <b>No, I would not want to live there</b>  | <b>66</b>   | <b>62</b>  | 59     | 73     | 53            | 66       | 76                        |
| <b>I would if circumstances were different</b>   | <b>0</b>    | <b>0</b>   | 0      | 0      | 0             | 0        | 0                         |
| <b>NET: YES</b>  | <b>28</b>   | <b>31</b>  | 34     | 22     | 38            | 27       | 19                        |



Question 30. Which of the following areas should diaspora communities support in the Republic of Armenia and/or Artsakh? Please select ALL that apply.



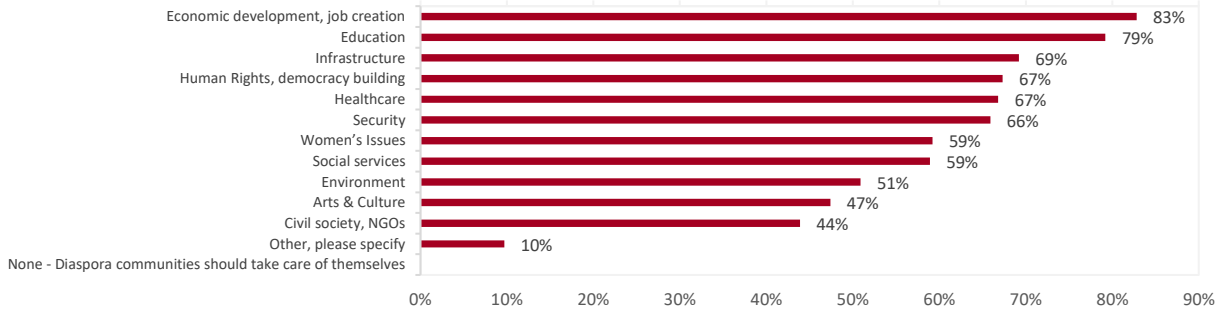
| Question 30. Which of the following areas should diaspora communities support in the Republic of Armenia and/or Artsakh? Please select ALL that apply. | Community |         | Age   |       |       |     | Gender |        |
|--|-----------|---------|-------|-------|-------|-----|--------|--------|
|  | US        | Ontario | 18-24 | 25-34 | 35-54 | 55+ | Male   | Female |
| All answering  | 5397      | 816     | 53    | 102   | 285   | 324 | 359    | 413    |
| BASE   | %         | %       | %     | %     | %     | %   | %      | %      |
| Economic development, job creation   | 83        | 82      | 66    | 88    | 85    | 82  | 83     | 83     |
| Education  | 79        | 66      | 84    | 73    | 69    | 58  | 68     | 66     |
| Infrastructure   | 69        | 65      | 66    | 72    | 68    | 59  | 70     | 61     |
| Human Rights, democracy building   | 67        | 67      | 78    | 74    | 61    | 66  | 63     | 71     |
| Healthcare   | 67        | 65      | 74    | 68    | 66    | 62  | 63     | 67     |
| Security   | 66        | 61      | 69    | 66    | 64    | 55  | 67     | 57     |
| Women's Issues   | 59        | 52      | 66    | 66    | 48    | 49  | 46     | 59     |
| Social services  | 59        | 55      | 72    | 62    | 54    | 52  | 55     | 57     |
| Environment  | 51        | 42      | 60    | 51    | 41    | 36  | 42     | 44     |
| Arts & Culture   | 47        | 34      | 49    | 44    | 33    | 29  | 37     | 32     |
| Civil society, NGOs  | 44        | 39      | 47    | 47    | 39    | 34  | 40     | 39     |
| Other, please specify  | 10        | 8       | 3     | 5     | 10    | 9   | 11     | 5      |
| None - Diaspora communities should take care of themselves   | 0         | 0       | 0     | 0     | 0     | 0   | 0      | 0      |

| Question 30. Which of the following areas should diaspora communities support in the Republic of Armenia and/or Artsakh? Please select ALL that apply. | Community |         | First Arrived |          |                           |
|--|-----------|---------|---------------|----------|---------------------------|
|  | US        | Ontario | You           | A parent | Grandparent / Earlier gen |
| All answering  | 5397      | 816     | 403           | 258      | 115                       |
| BASE   | %         | %       | %             | %        | %                         |
| Economic development, job creation   | 83        | 82      | 85            | 84       | 71                        |
| Education  | 79        | 66      | 61            | 73       | 69                        |
| Infrastructure   | 69        | 65      | 61            | 73       | 62                        |
| Human Rights, democracy building   | 67        | 67      | 64            | 69       | 71                        |
| Healthcare   | 67        | 65      | 63            | 67       | 65                        |
| Security   | 66        | 61      | 58            | 67       | 61                        |
| Women's Issues   | 59        | 52      | 47            | 57       | 63                        |
| Social services  | 59        | 55      | 54            | 58       | 59                        |
| Environment  | 51        | 42      | 39            | 47       | 46                        |
| Arts & Culture   | 47        | 34      | 30            | 39       | 42                        |
| Civil society, NGOs  | 44        | 39      | 33            | 46       | 42                        |
| Other, please specify  | 10        | 8       | 8             | 8        | 9                         |
| None - Diaspora communities should take care of themselves   | 0         | 0       | 0             | 0        | 0                         |

Question 30. Which of the following areas should diaspora communities support in the Republic of Armenia and/or Artsakh? Please select ALL that apply.

ARMENIAN DIASPORA SURVEY 2022

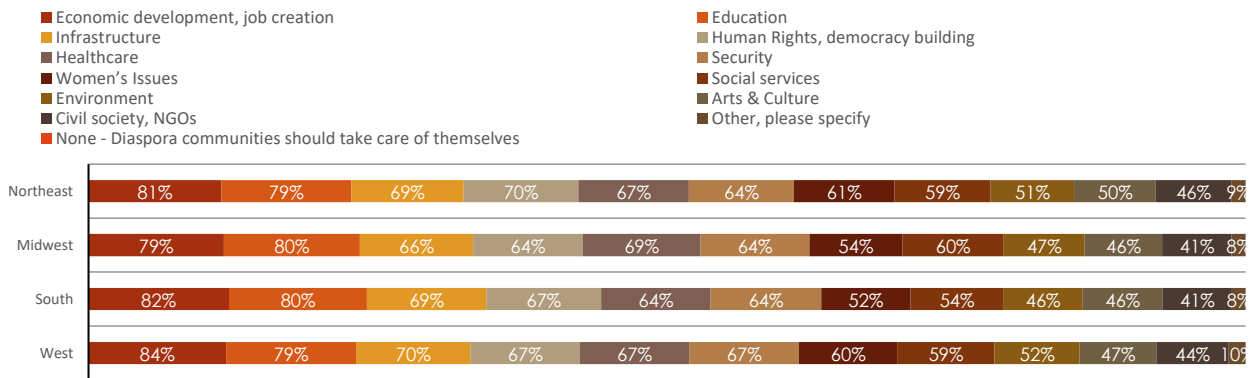
Q30. TOTAL



Base: All Respondents (5397) Data weighted within each community to known demographic profile by age, gender, and region. Fieldwork dates: 6 May-31 July 2022.

ARMENIAN DIASPORA SURVEY 2022

Q30. USA

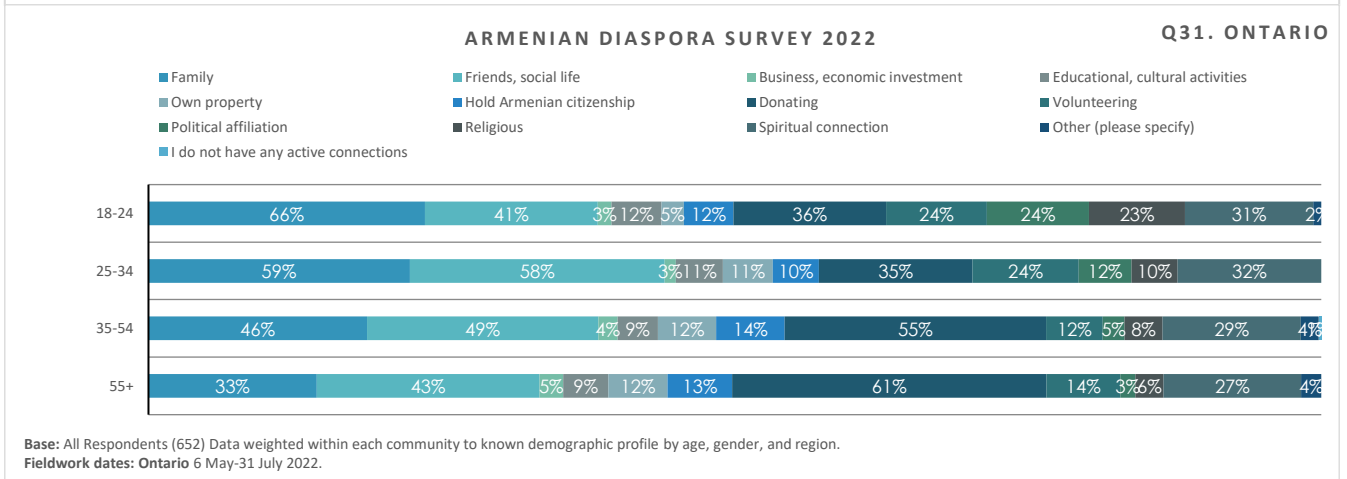
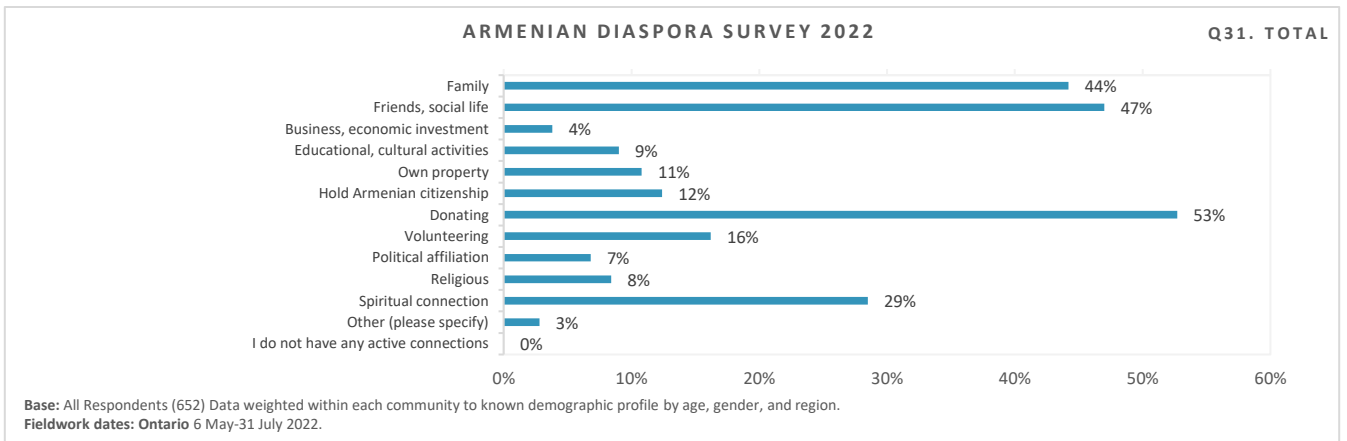


Base: Northeast (1919), Midwest (808), South (293), West (2377) Data weighted within each community to known demographic profile by age, gender, and region. Fieldwork dates: 6 May-31 July 2022.

| Question 30. Which of the following areas should diaspora communities support in the Republic of Armenia and/or Artsakh? Please select ALL that apply. | Community |         | US Regions |         |       |      | Age   |       |       |      |
|--|-----------|---------|------------|---------|-------|------|-------|-------|-------|------|
|  | US        | Ontario | Northeast  | Midwest | South | West | 18-24 | 25-34 | 35-54 | 55+  |
| All answering  | 5397      | 816     | 1919       | 808     | 293   | 2377 | 324   | 713   | 1499  | 2627 |
| BASE   | %         | %       | %          | %       | %     | %    | %     | %     | %     | %    |
| Economic development, job creation   | 83        | 82      | 81         | 79      | 82    | 84   | 86    | 86    | 81    | 82   |
| Education  | 79        | 66      | 79         | 80      | 80    | 79   | 87    | 85    | 77    | 76   |
| Infrastructure   | 69        | 65      | 69         | 66      | 69    | 70   | 75    | 76    | 68    | 66   |
| Human Rights, democracy building   | 67        | 67      | 60         | 64      | 67    | 67   | 74    | 71    | 64    | 67   |
| Healthcare   | 67        | 65      | 67         | 69      | 64    | 67   | 68    | 69    | 63    | 69   |
| Security   | 66        | 61      | 64         | 64      | 64    | 67   | 72    | 67    | 66    | 64   |
| Women's Issues   | 59        | 52      | 61         | 54      | 52    | 60   | 66    | 72    | 57    | 54   |
| Social services  | 59        | 55      | 59         | 60      | 54    | 59   | 64    | 63    | 56    | 59   |
| Environment  | 51        | 42      | 51         | 47      | 46    | 52   | 62    | 60    | 48    | 46   |
| Arts & Culture   | 47        | 34      | 50         | 46      | 46    | 47   | 61    | 55    | 44    | 43   |
| Civil society, NGOs  | 44        | 39      | 46         | 41      | 41    | 44   | 52    | 53    | 42    | 39   |
| Other, please specify  | 10        | 8       | 9          | 8       | 8     | 10   | 5     | 9     | 10    | 11   |
| None - Diaspora communities should take care of themselves   | 0         | 0       | 0          | 0       | 0     | 0    | 0     | 0     | 0     | 0    |

| Question 30. Which of the following areas should diaspora communities support in the Republic of Armenia and/or Artsakh? Please select ALL that apply. | Community |         | Gender |        | First Arrived |          |                           |
|--|-----------|---------|--------|--------|---------------|----------|---------------------------|
|  | US        | Ontario | Male   | Female | You           | A parent | Grandparent / Earlier gen |
| All answering  | 5397      | 816     | 2256   | 2915   | 1610          | 1505     | 2099                      |
| BASE   | %         | %       | %      | %      | %             | %        | %                         |
| Economic development, job creation   | 83        | 82      | 85     | 81     | 84            | 84       | 81                        |
| Education  | 79        | 66      | 81     | 78     | 76            | 80       | 82                        |
| Infrastructure   | 69        | 65      | 74     | 66     | 67            | 71       | 71                        |
| Human Rights, democracy building   | 67        | 67      | 64     | 71     | 61            | 69       | 71                        |
| Healthcare   | 67        | 65      | 66     | 68     | 65            | 68       | 68                        |
| Security   | 66        | 61      | 72     | 61     | 65            | 68       | 66                        |
| Women's Issues   | 59        | 52      | 50     | 69     | 52            | 63       | 63                        |
| Social services  | 59        | 55      | 58     | 61     | 54            | 63       | 60                        |
| Environment  | 51        | 42      | 52     | 51     | 47            | 54       | 53                        |
| Arts & Culture   | 47        | 34      | 49     | 46     | 40            | 50       | 52                        |
| Civil society, NGOs  | 44        | 39      | 44     | 45     | 39            | 47       | 46                        |
| Other, please specify  | 10        | 8       | 11     | 8      | 10            | 9        | 10                        |
| None - Diaspora communities should take care of themselves   | 0         | 0       | 0      | 0      | 0             | 0        | 0                         |

Question 31. What kind of active connections do you currently have in the Republic of Armenia or Artsakh? Please select ALL that apply.



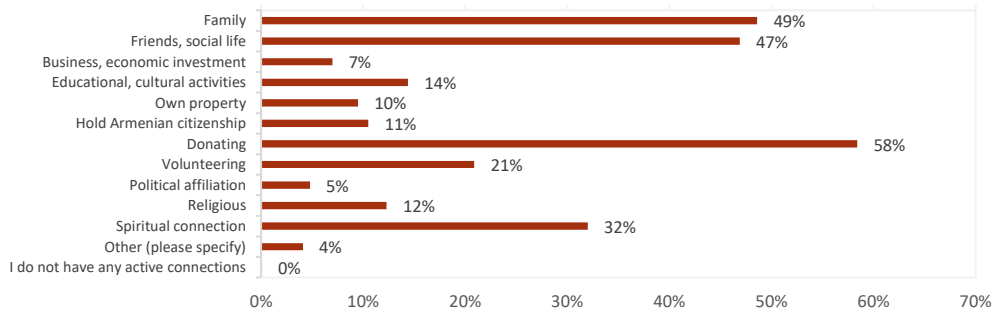
| Question 31. What kind of active connections do you currently have in the Republic of Armenia or Artsakh? Please select ALL that apply. | Community |         | Age   |       |       |     | Gender |        |
|---|-----------|---------|-------|-------|-------|-----|--------|--------|
|   | US        | Ontario | 18-24 | 25-34 | 35-54 | 55+ | Male   | Female |
| All answering   | 4341      | 652     | 60    | 111   | 206   | 238 | 320    | 303    |
| BASE  | %         | %       | %     | %     | %     | %   | %      | %      |
| Family  | 49        | 44      | 66    | 59    | 46    | 33  | 43     | 47     |
| Friends, social life  | 47        | 47      | 41    | 58    | 49    | 43  | 51     | 43     |
| Business, economic investment   | 7         | 4       | 3     | 3     | 4     | 5   | 6      | 2      |
| Educational, cultural activities  | 14        | 9       | 12    | 11    | 9     | 9   | 11     | 7      |
| Own property  | 10        | 11      | 5     | 11    | 12    | 12  | 11     | 12     |
| Hold Armenian citizenship   | 11        | 12      | 12    | 10    | 14    | 13  | 14     | 12     |
| Donating  | 58        | 53      | 36    | 35    | 55    | 61  | 52     | 53     |
| Volunteering  | 21        | 16      | 24    | 24    | 12    | 14  | 15     | 18     |
| Political affiliation   | 5         | 7       | 24    | 12    | 5     | 3   | 10     | 4      |
| Religious   | 12        | 8       | 23    | 10    | 8     | 6   | 9      | 9      |
| Spiritual connection  | 32        | 29      | 31    | 32    | 29    | 27  | 25     | 32     |
| Other (please specify)  | 4         | 3       | 2     | 0     | 4     | 4   | 4      | 2      |
| I do not have any active connections  | 0         | 0       | 0     | 0     | 1     | 0   | 1      | 0      |

| Question 31. What kind of active connections do you currently have in the Republic of Armenia or Artsakh? Please select ALL that apply. | Community |         | First Arrived |          |                           |
|---|-----------|---------|---------------|----------|---------------------------|
|   | US        | Ontario | You           | A parent | Grandparent / Earlier gen |
| All answering   | 4341      | 652     | 325           | 213      | 88                        |
| BASE  | %         | %       | %             | %        | %                         |
| Family  | 49        | 44      | 47            | 44       | 37                        |
| Friends, social life  | 47        | 47      | 52            | 46       | 33                        |
| Business, economic investment   | 7         | 4       | 3             | 6        | 2                         |
| Educational, cultural activities  | 14        | 9       | 10            | 7        | 12                        |
| Own property  | 10        | 11      | 15            | 7        | 9                         |
| Hold Armenian citizenship   | 11        | 12      | 20            | 6        | 5                         |
| Donating  | 58        | 53      | 52            | 55       | 47                        |
| Volunteering  | 21        | 16      | 13            | 21       | 16                        |
| Political affiliation   | 5         | 7       | 6             | 9        | 9                         |
| Religious   | 12        | 8       | 7             | 9        | 16                        |
| Spiritual connection  | 32        | 29      | 27            | 33       | 27                        |
| Other (please specify)  | 4         | 3       | 3             | 3        | 3                         |
| I do not have any active connections  | 0         | 0       | 1             | 0        | 0                         |

Question 31. What kind of active connections do you currently have in the Republic of Armenia or Artsakh? Please select ALL that apply.

ARMENIAN DIASPORA SURVEY 2022

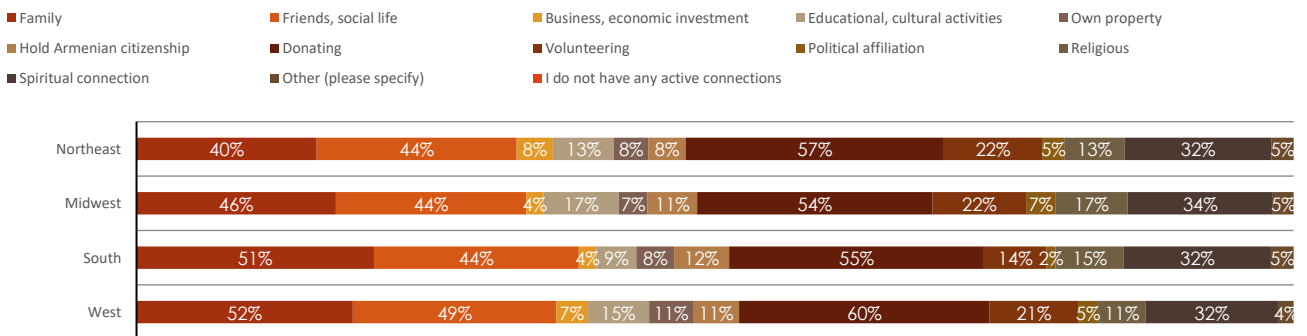
Q31. TOTAL



Base: All Respondents (4341) Data weighted within each community to known demographic profile by age, gender, and region.  
Fieldwork dates: 6 May-31 July 2022.

ARMENIAN DIASPORA SURVEY 2022

Q31. USA



Base: Northeast (941), Midwest (347), South (204), West (2848) Data weighted within each community to known demographic profile by age, gender, and region.  
Fieldwork dates: 6 May-31 July 2022.

| Question 31. What kind of active connections do you currently have in the Republic of Armenia or Artsakh? Please select ALL that apply. | Community |         | US Regions |         |       |      | Age   |       |       |      |
|---|-----------|---------|------------|---------|-------|------|-------|-------|-------|------|
|   | US        | Ontario | Northeast  | Midwest | South | West | 18-24 | 25-34 | 35-54 | 55+  |
| All answering   | 4341      | 652     | 941        | 347     | 204   | 2848 | 515   | 817   | 1392  | 1444 |
| BASE  | %         | %       | %          | %       | %     | %    | %     | %     | %     | %    |
| Family  | 49        | 44      | 40         | 46      | 51    | 52   | 65    | 61    | 56    | 29   |
| Friends, social life  | 47        | 47      | 44         | 44      | 44    | 49   | 45    | 50    | 53    | 40   |
| Business, economic investment   | 7         | 4       | 8          | 4       | 4     | 7    | 6     | 6     | 8     | 6    |
| Educational, cultural activities  | 14        | 9       | 13         | 17      | 9     | 15   | 18    | 13    | 13    | 16   |
| Own property  | 10        | 11      | 8          | 7       | 8     | 11   | 8     | 9     | 11    | 9    |
| Hold Armenian citizenship   | 11        | 12      | 8          | 11      | 12    | 11   | 9     | 11    | 14    | 7    |
| Donating  | 58        | 53      | 57         | 54      | 55    | 60   | 44    | 53    | 57    | 69   |
| Volunteering  | 21        | 16      | 22         | 22      | 14    | 21   | 26    | 25    | 20    | 19   |
| Political affiliation   | 5         | 7       | 5          | 7       | 2     | 5    | 8     | 7     | 4     | 4    |
| Religious   | 12        | 8       | 13         | 17      | 15    | 11   | 15    | 11    | 11    | 13   |
| Spiritual connection  | 32        | 29      | 32         | 34      | 32    | 32   | 38    | 37    | 31    | 27   |
| Other (please specify)  | 4         | 3       | 5          | 5       | 5     | 4    | 2     | 1     | 3     | 7    |
| I do not have any active connections  | 0         | 0       | 0          | 0       | 0     | 0    | 0     | 0     | 0     | 0    |

| Question 31. What kind of active connections do you currently have in the Republic of Armenia or Artsakh? Please select ALL that apply. | Community |         | Gender |        | First Arrived |          |                           |
|---|-----------|---------|--------|--------|---------------|----------|---------------------------|
|   | US        | Ontario | Male   | Female | You           | A parent | Grandparent / Earlier gen |
| All answering   | 4341      | 652     | 2088   | 2079   | 1430          | 1379     | 1391                      |
| BASE  | %         | %       | %      | %      | %             | %        | %                         |
| Family  | 49        | 44      | 50     | 48     | 54            | 55       | 37                        |
| Friends, social life  | 47        | 47      | 52     | 42     | 54            | 44       | 43                        |
| Business, economic investment   | 7         | 4       | 9      | 4      | 6             | 8        | 7                         |
| Educational, cultural activities  | 14        | 9       | 16     | 13     | 11            | 16       | 17                        |
| Own property  | 10        | 11      | 10     | 9      | 15            | 8        | 5                         |
| Hold Armenian citizenship   | 11        | 12      | 11     | 10     | 18            | 7        | 5                         |
| Donating  | 58        | 53      | 57     | 61     | 57            | 56       | 63                        |
| Volunteering  | 21        | 16      | 22     | 21     | 17            | 24       | 23                        |
| Political affiliation   | 5         | 7       | 6      | 4      | 3             | 6        | 5                         |
| Religious   | 12        | 8       | 16     | 9      | 8             | 11       | 17                        |
| Spiritual connection  | 32        | 29      | 31     | 32     | 25            | 35       | 35                        |
| Other (please specify)  | 4         | 3       | 4      | 4      | 3             | 4        | 5                         |
| I do not have any active connections  | 0         | 0       | 0      | 0      | 0             | 0        | 0                         |

Question 32. What is your current place of residence? - City/State.

| Question 32. What is your current place of residence? - City/State. | Country | Age   |       |       |     | Gender |        |               | First Arrived |          |                           |
|---|---------|-------|-------|-------|-----|--------|--------|---------------|---------------|----------|---------------------------|
|   |         | 18-24 | 25-34 | 35-54 | 55+ | Male   | Female | Not allocated | You           | A parent | Grandparent / Earlier gen |
| All answering   | Ontario | 81    | 135   | 260   | 329 | 396    | 417    | 48            | 408           | 286      | 123                       |
| BASE  | 861     | 81    | 135   | 260   | 329 | 396    | 417    | 48            | 408           | 286      | 123                       |
| ON  | 80%     | 87%   | 90%   | 84%   | 83% | 83%    | 86%    | 8%            | 82%           | 89%      | 81%                       |
| AL  | 1%      | 0%    | 2%    | 2%    | 0%  | 1%     | 1%     | 0%            | 0%            | 1%       | 2%                        |
| NY  | 1%      | 0%    | 0%    | 1%    | 1%  | 1%     | 1%     | 0%            | 1%            | 1%       | 1%                        |
| CA  | 0%      | 0%    | 1%    | 0%    | 1%  | 1%     | 0%     | 0%            | 0%            | 1%       | 1%                        |
| WY  | 0%      | 3%    | 0%    | 0%    | 0%  | 1%     | 0%     | 0%            | 0%            | 0%       | 2%                        |
| OH  | 0%      | 0%    | 0%    | 0%    | 0%  | 0%     | 0%     | 0%            | 0%            | 0%       | 0%                        |
| CO  | 0%      | 0%    | 0%    | 1%    | 0%  | 0%     | 0%     | 0%            | 0%            | 0%       | 1%                        |
| AR  | 0%      | 0%    | 1%    | 0%    | 0%  | 0%     | 0%     | 0%            | 0%            | 0%       | 1%                        |
| CT  | 0%      | 1%    | 0%    | 0%    | 0%  | 0%     | 0%     | 0%            | 0%            | 0%       | 1%                        |
| AZ  | 0%      | 0%    | 0%    | 0%    | 0%  | 0%     | 0%     | 0%            | 0%            | 0%       | 0%                        |
| MI  | 0%      | 0%    | 0%    | 0%    | 0%  | 0%     | 0%     | 0%            | 0%            | 0%       | 1%                        |
| AK  | 0%      | 0%    | 0%    | 0%    | 0%  | 0%     | 0%     | 0%            | 0%            | 0%       | 0%                        |
| Armenia/Ontario   | 0%      | 0%    | 0%    | 0%    | 0%  | 0%     | 0%     | 0%            | 0%            | 0%       | 0%                        |
| HI  | 0%      | 0%    | 0%    | 0%    | 0%  | 0%     | 0%     | 0%            | 0%            | 0%       | 0%                        |
| VT  | 0%      | 0%    | 0%    | 0%    | 0%  | 0%     | 0%     | 0%            | 0%            | 0%       | 0%                        |
| DC  | 0%      | 0%    | 0%    | 0%    | 0%  | 0%     | 0%     | 0%            | 0%            | 0%       | 0%                        |
| MT  | 0%      | 0%    | 0%    | 0%    | 0%  | 0%     | 0%     | 0%            | 0%            | 0%       | 0%                        |
| DE  | 0%      | 0%    | 0%    | 0%    | 0%  | 0%     | 0%     | 0%            | 0%            | 0%       | 0%                        |
| FL  | 0%      | 0%    | 0%    | 0%    | 0%  | 0%     | 0%     | 0%            | 0%            | 0%       | 0%                        |
| FM  | 0%      | 0%    | 0%    | 0%    | 0%  | 0%     | 0%     | 0%            | 0%            | 0%       | 0%                        |
| GA  | 0%      | 0%    | 0%    | 0%    | 0%  | 0%     | 0%     | 0%            | 0%            | 0%       | 0%                        |
| GU  | 0%      | 0%    | 0%    | 0%    | 0%  | 0%     | 0%     | 0%            | 0%            | 0%       | 0%                        |
| IA  | 0%      | 0%    | 0%    | 0%    | 0%  | 0%     | 0%     | 0%            | 0%            | 0%       | 0%                        |
| ID  | 0%      | 0%    | 0%    | 0%    | 0%  | 0%     | 0%     | 0%            | 0%            | 0%       | 0%                        |
| IL  | 0%      | 0%    | 0%    | 0%    | 0%  | 0%     | 0%     | 0%            | 0%            | 0%       | 0%                        |
| IN  | 0%      | 0%    | 0%    | 0%    | 0%  | 0%     | 0%     | 0%            | 0%            | 0%       | 0%                        |
| KS  | 0%      | 0%    | 0%    | 0%    | 0%  | 0%     | 0%     | 0%            | 0%            | 0%       | 0%                        |
| KY  | 0%      | 0%    | 0%    | 0%    | 0%  | 0%     | 0%     | 0%            | 0%            | 0%       | 0%                        |
| LA  | 0%      | 0%    | 0%    | 0%    | 0%  | 0%     | 0%     | 0%            | 0%            | 0%       | 0%                        |
| MA  | 0%      | 0%    | 0%    | 0%    | 0%  | 0%     | 0%     | 0%            | 0%            | 0%       | 0%                        |
| ME  | 0%      | 0%    | 0%    | 0%    | 0%  | 0%     | 0%     | 0%            | 0%            | 0%       | 0%                        |
| MD  | 0%      | 0%    | 0%    | 0%    | 0%  | 0%     | 0%     | 0%            | 0%            | 0%       | 0%                        |
| MN  | 0%      | 0%    | 0%    | 0%    | 0%  | 0%     | 0%     | 0%            | 0%            | 0%       | 0%                        |
| MO  | 0%      | 0%    | 0%    | 0%    | 0%  | 0%     | 0%     | 0%            | 0%            | 0%       | 0%                        |
| NC  | 0%      | 0%    | 0%    | 0%    | 0%  | 0%     | 0%     | 0%            | 0%            | 0%       | 0%                        |
| ND  | 0%      | 0%    | 0%    | 0%    | 0%  | 0%     | 0%     | 0%            | 0%            | 0%       | 0%                        |
| NJ  | 0%      | 0%    | 0%    | 0%    | 0%  | 0%     | 0%     | 0%            | 0%            | 0%       | 0%                        |
| NH  | 0%      | 0%    | 0%    | 0%    | 0%  | 0%     | 0%     | 0%            | 0%            | 0%       | 0%                        |
| NM  | 0%      | 0%    | 0%    | 0%    | 0%  | 0%     | 0%     | 0%            | 0%            | 0%       | 0%                        |
| NV  | 0%      | 0%    | 0%    | 0%    | 0%  | 0%     | 0%     | 0%            | 0%            | 0%       | 0%                        |
| OK  | 0%      | 0%    | 0%    | 0%    | 0%  | 0%     | 0%     | 0%            | 0%            | 0%       | 0%                        |
| OR  | 0%      | 0%    | 0%    | 0%    | 0%  | 0%     | 0%     | 0%            | 0%            | 0%       | 0%                        |
| PA  | 0%      | 0%    | 0%    | 0%    | 0%  | 0%     | 0%     | 0%            | 0%            | 0%       | 0%                        |
| PW  | 0%      | 0%    | 0%    | 0%    | 0%  | 0%     | 0%     | 0%            | 0%            | 0%       | 0%                        |
| RI  | 0%      | 0%    | 0%    | 0%    | 0%  | 0%     | 0%     | 0%            | 0%            | 0%       | 0%                        |
| SC  | 0%      | 0%    | 0%    | 0%    | 0%  | 0%     | 0%     | 0%            | 0%            | 0%       | 0%                        |
| TX  | 0%      | 0%    | 0%    | 0%    | 0%  | 0%     | 0%     | 0%            | 0%            | 0%       | 0%                        |
| TN  | 0%      | 0%    | 0%    | 0%    | 0%  | 0%     | 0%     | 0%            | 0%            | 0%       | 0%                        |
| UT  | 0%      | 0%    | 0%    | 0%    | 0%  | 0%     | 0%     | 0%            | 0%            | 0%       | 0%                        |
| VA  | 0%      | 0%    | 0%    | 0%    | 0%  | 0%     | 0%     | 0%            | 0%            | 0%       | 0%                        |
| WA  | 0%      | 0%    | 0%    | 0%    | 0%  | 0%     | 0%     | 0%            | 0%            | 0%       | 0%                        |
| WI  | 0%      | 0%    | 0%    | 0%    | 0%  | 0%     | 0%     | 0%            | 0%            | 0%       | 0%                        |
| USA   | 0%      | 0%    | 0%    | 0%    | 0%  | 0%     | 0%     | 0%            | 0%            | 0%       | 0%                        |
| No answer   | 16%     | 9%    | 6%    | 12%   | 14% | 13%    | 10%    | 92%           | 15%           | 8%       | 9%                        |

Question 32. What is your current place of residence? - City/State.

| Question 32.<br>What is your<br>current place of<br>residence? -<br>City/State. | Country | Region |           |         |       | Age  |       |       |       | Gender |      | First Arrived |      |          |
|---|---------|--------|-----------|---------|-------|------|-------|-------|-------|--------|------|---------------|------|----------|
|   |         | US     | Northeast | Midwest | South | West | 18-24 | 25-34 | 35-54 | 55+    | Male | Female        | You  | A parent |
| <b>BASE</b>   | 5652    | 1288   | 485       | 298     | 3581  | 650  | 1011  | 1769  | 1968  | 2654   | 2744 | 1666          | 1794 | 1985     |
| <b>CA</b>   | 55%     | 0%     | 0%        | 0%      | 87%   | 59%  | 59%   | 59%   | 55%   | 58%    | 58%  | 63%           | 63%  | 47%      |
| <b>NY</b>   | 6%      | 27%    | 0%        | 0%      | 0%    | 6%   | 8%    | 6%    | 6%    | 6%     | 7%   | 6%            | 7%   | 7%       |
| <b>MI</b>   | 5%      | 0%     | 63%       | 0%      | 0%    | 5%   | 5%    | 6%    | 6%    | 5%     | 6%   | 5%            | 4%   | 8%       |
| <b>NJ</b>   | 5%      | 21%    | 0%        | 0%      | 0%    | 5%   | 3%    | 6%    | 5%    | 5%     | 5%   | 5%            | 5%   | 5%       |
| <b>MA</b>   | 5%      | 20%    | 0%        | 0%      | 0%    | 4%   | 4%    | 4%    | 6%    | 5%     | 5%   | 3%            | 4%   | 8%       |
| <b>TX</b>   | 3%      | 0%     | 0%        | 57%     | 0%    | 3%   | 3%    | 3%    | 3%    | 3%     | 3%   | 4%            | 2%   | 4%       |
| <b>PA</b>   | 2%      | 7%     | 0%        | 0%      | 0%    | 2%   | 1%    | 2%    | 2%    | 2%     | 2%   | 1%            | 2%   | 2%       |
| <b>IL</b>   | 1%      | 0%     | 15%       | 0%      | 0%    | 2%   | 2%    | 1%    | 1%    | 1%     | 1%   | 1%            | 1%   | 2%       |
| <b>WA</b>   | 1%      | 0%     | 0%        | 0%      | 2%    | 1%   | 2%    | 1%    | 1%    | 1%     | 1%   | 1%            | 2%   | 1%       |
| <b>FL</b>   | 1%      | 5%     | 0%        | 0%      | 0%    | 1%   | 0%    | 2%    | 1%    | 1%     | 1%   | 1%            | 1%   | 2%       |
| <b>CO</b>   | 1%      | 0%     | 0%        | 0%      | 2%    | 0%   | 2%    | 1%    | 1%    | 1%     | 1%   | 2%            | 1%   | 1%       |
| <b>AZ</b>   | 1%      | 0%     | 0%        | 0%      | 2%    | 1%   | 1%    | 0%    | 2%    | 1%     | 1%   | 1%            | 1%   | 1%       |
| <b>DC</b>   | 1%      | 3%     | 0%        | 0%      | 0%    | 2%   | 1%    | 1%    | 0%    | 1%     | 1%   | 1%            | 1%   | 1%       |
| <b>NC</b>   | 1%      | 0%     | 0%        | 13%     | 0%    | 1%   | 1%    | 1%    | 1%    | 1%     | 1%   | 1%            | 0%   | 1%       |
| <b>MD</b>   | 1%      | 3%     | 0%        | 0%      | 0%    | 1%   | 1%    | 0%    | 1%    | 1%     | 1%   | 1%            | 1%   | 1%       |
| <b>VA</b>   | 1%      | 3%     | 0%        | 0%      | 0%    | 0%   | 1%    | 1%    | 1%    | 1%     | 1%   | 0%            | 1%   | 1%       |
| <b>CT</b>   | 1%      | 2%     | 0%        | 0%      | 0%    | 0%   | 0%    | 1%    | 1%    | 1%     | 1%   | 1%            | 0%   | 1%       |
| <b>RI</b>   | 1%      | 2%     | 0%        | 0%      | 0%    | 0%   | 1%    | 0%    | 1%    | 1%     | 0%   | 0%            | 1%   | 1%       |
| <b>NV</b>   | 1%      | 0%     | 0%        | 0%      | 1%    | 0%   | 1%    | 0%    | 1%    | 1%     | 0%   | 0%            | 1%   | 0%       |
| <b>OR</b>   | 0%      | 0%     | 0%        | 0%      | 1%    | 0%   | 1%    | 0%    | 1%    | 0%     | 0%   | 1%            | 0%   | 1%       |
| <b>GA</b>   | 0%      | 0%     | 0%        | 8%      | 0%    | 1%   | 0%    | 1%    | 0%    | 1%     | 0%   | 0%            | 1%   | 0%       |
| <b>WI</b>   | 0%      | 0%     | 4%        | 0%      | 0%    | 0%   | 0%    | 0%    | 1%    | 0%     | 0%   | 0%            | 0%   | 1%       |
| <b>OH</b>   | 0%      | 0%     | 4%        | 0%      | 0%    | 0%   | 1%    | 0%    | 0%    | 0%     | 0%   | 0%            | 0%   | 0%       |
| <b>MN</b>   | 0%      | 0%     | 3%        | 0%      | 0%    | 1%   | 0%    | 0%    | 0%    | 0%     | 0%   | 0%            | 0%   | 1%       |
| <b>ME</b>   | 0%      | 1%     | 0%        | 0%      | 0%    | 0%   | 0%    | 0%    | 0%    | 0%     | 0%   | 0%            | 0%   | 1%       |
| <b>TN</b>   | 0%      | 0%     | 0%        | 4%      | 0%    | 0%   | 1%    | 0%    | 0%    | 0%     | 0%   | 0%            | 0%   | 0%       |
| <b>SC</b>   | 0%      | 0%     | 0%        | 4%      | 0%    | 0%   | 0%    | 0%    | 0%    | 0%     | 0%   | 0%            | 0%   | 0%       |
| <b>MO</b>   | 0%      | 0%     | 2%        | 0%      | 0%    | 1%   | 0%    | 0%    | 0%    | 0%     | 0%   | 0%            | 0%   | 0%       |
| <b>UT</b>   | 0%      | 0%     | 0%        | 0%      | 0%    | 0%   | 0%    | 0%    | 0%    | 0%     | 0%   | 1%            | 0%   | 0%       |
| <b>NH</b>   | 0%      | 1%     | 0%        | 0%      | 0%    | 0%   | 0%    | 0%    | 0%    | 0%     | 0%   | 0%            | 0%   | 0%       |
| <b>AL</b>   | 0%      | 0%     | 0%        | 3%      | 0%    | 1%   | 0%    | 0%    | 0%    | 0%     | 0%   | 0%            | 0%   | 0%       |
| <b>ID</b>   | 0%      | 0%     | 0%        | 0%      | 0%    | 0%   | 0%    | 0%    | 0%    | 0%     | 0%   | 0%            | 0%   | 0%       |
| <b>HI</b>   | 0%      | 0%     | 0%        | 0%      | 0%    | 0%   | 0%    | 0%    | 0%    | 0%     | 0%   | 0%            | 0%   | 0%       |
| <b>KS</b>   | 0%      | 0%     | 1%        | 0%      | 0%    | 0%   | 0%    | 0%    | 0%    | 0%     | 0%   | 0%            | 0%   | 0%       |
| <b>IN</b>   | 0%      | 0%     | 1%        | 0%      | 0%    | 0%   | 0%    | 0%    | 0%    | 0%     | 0%   | 0%            | 0%   | 0%       |
| <b>MT</b>   | 0%      | 0%     | 0%        | 0%      | 0%    | 0%   | 0%    | 0%    | 0%    | 0%     | 0%   | 0%            | 0%   | 0%       |
| <b>NM</b>   | 0%      | 0%     | 0%        | 0%      | 0%    | 0%   | 0%    | 0%    | 0%    | 0%     | 0%   | 0%            | 0%   | 0%       |
| <b>KY</b>   | 0%      | 0%     | 0%        | 2%      | 0%    | 0%   | 0%    | 0%    | 0%    | 0%     | 0%   | 0%            | 0%   | 0%       |
| <b>LA</b>   | 0%      | 0%     | 0%        | 1%      | 0%    | 0%   | 0%    | 0%    | 0%    | 0%     | 0%   | 0%            | 0%   | 0%       |
| <b>AR</b>   | 0%      | 0%     | 0%        | 1%      | 0%    | 0%   | 0%    | 0%    | 0%    | 0%     | 0%   | 0%            | 0%   | 0%       |
| <b>DE</b>   | 0%      | 0%     | 0%        | 0%      | 0%    | 0%   | 0%    | 0%    | 0%    | 0%     | 0%   | 0%            | 0%   | 0%       |
| <b>AK</b>   | 0%      | 0%     | 0%        | 1%      | 0%    | 0%   | 0%    | 0%    | 0%    | 0%     | 0%   | 0%            | 0%   | 0%       |
| <b>ND</b>   | 0%      | 0%     | 1%        | 0%      | 0%    | 0%   | 0%    | 0%    | 0%    | 0%     | 0%   | 0%            | 0%   | 0%       |
| <b>VT</b>   | 0%      | 0%     | 0%        | 0%      | 0%    | 0%   | 0%    | 0%    | 0%    | 0%     | 0%   | 0%            | 0%   | 0%       |
| <b>IA</b>   | 0%      | 0%     | 1%        | 0%      | 0%    | 0%   | 0%    | 0%    | 0%    | 0%     | 0%   | 0%            | 0%   | 0%       |
| <b>OK</b>   | 0%      | 0%     | 0%        | 1%      | 0%    | 0%   | 0%    | 0%    | 0%    | 0%     | 0%   | 0%            | 0%   | 0%       |
| <b>WY</b>   | 0%      | 0%     | 0%        | 0%      | 0%    | 0%   | 0%    | 0%    | 0%    | 0%     | 0%   | 0%            | 0%   | 0%       |
| <b>ON</b>   | 0%      | 0%     | 0%        | 0%      | 0%    | 0%   | 0%    | 0%    | 0%    | 0%     | 0%   | 0%            | 0%   | 0%       |
| <b>USA</b>  | 0%      | 0%     | 0%        | 0%      | 0%    | 0%   | 0%    | 0%    | 0%    | 0%     | 0%   | 0%            | 0%   | 0%       |
| <b>GU</b>   | 0%      | 0%     | 0%        | 0%      | 0%    | 0%   | 0%    | 0%    | 0%    | 0%     | 0%   | 0%            | 0%   | 0%       |
| <b>PW</b>   | 0%      | 0%     | 0%        | 0%      | 0%    | 0%   | 0%    | 0%    | 0%    | 0%     | 0%   | 0%            | 0%   | 0%       |
| <b>FM</b>   | 0%      | 0%     | 0%        | 0%      | 0%    | 0%   | 0%    | 0%    | 0%    | 0%     | 0%   | 0%            | 0%   | 0%       |
| <b>Armenia/Ontario</b>  | 0%      | 0%     | 0%        | 0%      | 0%    | 0%   | 0%    | 0%    | 0%    | 0%     | 0%   | 0%            | 0%   | 0%       |
| <b>No answer</b>  | 5%      | 4%     | 4%        | 5%      | 5%    | 1%   | 0%    | 1%    | 1%    | 1%     | 1%   | 1%            | 1%   | 1%       |

Question 33. And in which city and country were you born? - Country.

| Question 33. And in which city and country were you born? - Country. | Country | Age   |       |       |     | Gender |        |               | First Arrived |          |                           |
|--|---------|-------|-------|-------|-----|--------|--------|---------------|---------------|----------|---------------------------|
|  |         | 18-24 | 25-34 | 35-54 | 55+ | Male   | Female | Not allocated | You           | A parent | Grandparent / Earlier gen |
| All answering  | Ontario | 18-24 | 25-34 | 35-54 | 55+ | Male   | Female | Not allocated | You           | A parent | Grandparent / Earlier gen |
| BASE   | 861     | 81    | 135   | 260   | 329 | 396    | 417    | 48            | 408           | 286      | 123                       |
| Canada   | 29%     | 61%   | 58%   | 38%   | 7%  | 31%    | 30%    | 6%            | 1%            | 62%      | 55%                       |
| Lebanon/Lebanese   | 15%     | 5%    | 6%    | 17%   | 20% | 17%    | 14%    | 0%            | 22%           | 9%       | 10%                       |
| Syria/Syrian   | 10%     | 12%   | 8%    | 7%    | 14% | 12%    | 9%     | 0%            | 15%           | 6%       | 5%                        |
| Turkey/Turkish   | 7%      | 0%    | 0%    | 6%    | 13% | 7%     | 7%     | 0%            | 9%            | 5%       | 4%                        |
| Armenia Republic of Armenia  | 5%      | 3%    | 7%    | 10%   | 1%  | 5%     | 5%     | 0%            | 9%            | 2%       | 2%                        |
| Iran   | 4%      | 0%    | 4%    | 3%    | 7%  | 4%     | 5%     | 2%            | 7%            | 2%       | 3%                        |
| Egypt/Egyptian   | 4%      | 0%    | 0%    | 0%    | 11% | 5%     | 4%     | 0%            | 6%            | 4%       | 0%                        |
| Iraq   | 2%      | 1%    | 1%    | 3%    | 3%  | 2%     | 3%     | 0%            | 4%            | 2%       | 0%                        |
| USA  | 1%      | 3%    | 2%    | 1%    | 1%  | 1%     | 2%     | 0%            | 0%            | 1%       | 6%                        |
| Russia   | 1%      | 1%    | 2%    | 1%    | 0%  | 1%     | 1%     | 0%            | 1%            | 0%       | 1%                        |
| France   | 1%      | 0%    | 0%    | 0%    | 2%  | 0%     | 1%     | 0%            | 1%            | 1%       | 1%                        |
| Palestine  | 1%      | 0%    | 0%    | 0%    | 1%  | 1%     | 1%     | 0%            | 1%            | 0%       | 3%                        |
| Bulgaria   | 1%      | 0%    | 0%    | 0%    | 1%  | 0%     | 1%     | 0%            | 1%            | 0%       | 0%                        |
| Jordan   | 1%      | 0%    | 0%    | 0%    | 1%  | 0%     | 1%     | 0%            | 1%            | 0%       | 1%                        |
| Ontario  | 0%      | 3%    | 0%    | 1%    | 0%  | 0%     | 1%     | 0%            | 0%            | 1%       | 1%                        |
| Cyprus/Cypriot   | 0%      | 0%    | 0%    | 0%    | 1%  | 0%     | 1%     | 0%            | 1%            | 0%       | 1%                        |
| Israel   | 0%      | 0%    | 0%    | 0%    | 1%  | 1%     | 0%     | 0%            | 1%            | 0%       | 0%                        |
| Kuwait   | 0%      | 0%    | 0%    | 1%    | 0%  | 1%     | 0%     | 0%            | 0%            | 1%       | 0%                        |
| Greece   | 0%      | 0%    | 0%    | 0%    | 1%  | 0%     | 0%     | 0%            | 0%            | 0%       | 1%                        |
| Ukraine  | 0%      | 1%    | 0%    | 0%    | 0%  | 0%     | 1%     | 0%            | 0%            | 0%       | 1%                        |
| UAE  | 0%      | 0%    | 1%    | 0%    | 0%  | 0%     | 0%     | 0%            | 0%            | 0%       | 0%                        |
| Ethiopia   | 0%      | 0%    | 0%    | 0%    | 1%  | 0%     | 0%     | 0%            | 1%            | 0%       | 0%                        |
| Australia  | 0%      | 1%    | 0%    | 0%    | 0%  | 0%     | 0%     | 0%            | 0%            | 0%       | 1%                        |
| Florida  | 0%      | 1%    | 0%    | 0%    | 0%  | 0%     | 0%     | 0%            | 0%            | 0%       | 1%                        |
| Beirut   | 0%      | 0%    | 0%    | 0%    | 0%  | 0%     | 0%     | 0%            | 0%            | 0%       | 0%                        |
| Lipnanan   | 0%      | 0%    | 0%    | 0%    | 0%  | 0%     | 0%     | 0%            | 0%            | 0%       | 0%                        |
| Spain  | 0%      | 0%    | 0%    | 0%    | 0%  | 0%     | 0%     | 0%            | 0%            | 0%       | 0%                        |
| Yugoslavia   | 0%      | 0%    | 0%    | 0%    | 0%  | 0%     | 0%     | 0%            | 0%            | 0%       | 0%                        |
| Cilicia  | 0%      | 0%    | 0%    | 0%    | 0%  | 0%     | 0%     | 2%            | 0%            | 0%       | 0%                        |
| UK/Britain   | 0%      | 0%    | 0%    | 0%    | 0%  | 0%     | 0%     | 0%            | 0%            | 0%       | 0%                        |
| Kazakhstan   | 0%      | 0%    | 0%    | 0%    | 0%  | 0%     | 0%     | 0%            | 0%            | 0%       | 0%                        |
| Aleppo   | 0%      | 0%    | 0%    | 0%    | 0%  | 0%     | 0%     | 0%            | 0%            | 0%       | 0%                        |
| Brazil   | 0%      | 0%    | 0%    | 0%    | 0%  | 0%     | 0%     | 0%            | 0%            | 0%       | 1%                        |
| Saudi Arabia   | 0%      | 0%    | 0%    | 0%    | 0%  | 0%     | 0%     | 0%            | 0%            | 0%       | 0%                        |
| Doha   | 0%      | 0%    | 0%    | 0%    | 0%  | 0%     | 0%     | 0%            | 0%            | 0%       | 1%                        |
| America  | 0%      | 0%    | 0%    | 0%    | 0%  | 0%     | 0%     | 0%            | 0%            | 0%       | 0%                        |
| Bergen   | 0%      | 0%    | 0%    | 0%    | 0%  | 0%     | 0%     | 0%            | 0%            | 0%       | 0%                        |
| CA/California  | 0%      | 0%    | 0%    | 0%    | 0%  | 0%     | 0%     | 0%            | 0%            | 0%       | 0%                        |
| China  | 0%      | 0%    | 0%    | 0%    | 0%  | 0%     | 0%     | 0%            | 0%            | 0%       | 0%                        |
| Cookingham   | 0%      | 0%    | 0%    | 0%    | 0%  | 0%     | 0%     | 0%            | 0%            | 0%       | 0%                        |
| Isa  | 0%      | 0%    | 0%    | 0%    | 0%  | 0%     | 0%     | 0%            | 0%            | 0%       | 0%                        |
| Kings  | 0%      | 0%    | 0%    | 0%    | 0%  | 0%     | 0%     | 0%            | 0%            | 0%       | 0%                        |
| LA/Los Angeles   | 0%      | 0%    | 0%    | 0%    | 0%  | 0%     | 0%     | 0%            | 0%            | 0%       | 0%                        |
| Manhattan  | 0%      | 0%    | 0%    | 0%    | 0%  | 0%     | 0%     | 0%            | 0%            | 0%       | 0%                        |
| Middelsex  | 0%      | 0%    | 0%    | 0%    | 0%  | 0%     | 0%     | 0%            | 0%            | 0%       | 0%                        |
| New York   | 0%      | 0%    | 0%    | 0%    | 0%  | 0%     | 0%     | 0%            | 0%            | 0%       | 0%                        |
| Oakland  | 0%      | 0%    | 0%    | 0%    | 0%  | 0%     | 0%     | 0%            | 0%            | 0%       | 0%                        |
| None   | 0%      | 0%    | 0%    | 0%    | 0%  | 0%     | 0%     | 0%            | 0%            | 0%       | 0%                        |
| No answer  | 16%     | 6%    | 12%   | 10%   | 14% | 13%    | 11%    | 90%           | 20%           | 4%       | 4%                        |

Question 33. And in which city and country were you born? - Country.

| Question 33. And in which city and country were you born? - Country. | Country | Region |           |         |       | Age  |       |       |       | Gender |      | First Arrived |      |          |                           |
|--|---------|--------|-----------|---------|-------|------|-------|-------|-------|--------|------|---------------|------|----------|---------------------------|
|  |         | US     | Northeast | Midwest | South | West | 18-24 | 25-34 | 35-54 | 55+    | Male | Female        | You  | A parent | Grandparent / Earlier gen |
| All answering  | US      |        |           |         |       |      |       |       |       |        |      |               |      |          |                           |
| BASE   | 5652    | 1288   | 485       | 298     | 3581  | 650  | 1011  | 1769  | 1968  | 2654   | 2744 | 1666          | 1794 | 1985     |                           |
| USA  | 51%     | 61%    | 62%       | 52%     | 46%   | 80%  | 68%   | 42%   | 46%   | 52%    | 54%  | 4%            | 71%  | 78%      |                           |
| Armenia Republic of Armenia  | 11%     | 6%     | 6%        | 13%     | 14%   | 7%   | 14%   | 20%   | 5%    | 10%    | 13%  | 24%           | 8%   | 4%       |                           |
| Lebanon/Lebanese   | 8%      | 7%     | 3%        | 7%      | 10%   | 1%   | 1%    | 9%    | 14%   | 9%     | 8%   | 18%           | 5%   | 4%       |                           |
| Iran   | 6%      | 2%     | 2%        | 4%      | 8%    | 2%   | 3%    | 7%    | 8%    | 6%     | 6%   | 14%           | 3%   | 3%       |                           |
| Syria/Syrian   | 3%      | 3%     | 2%        | 1%      | 3%    | 1%   | 1%    | 2%    | 6%    | 4%     | 2%   | 6%            | 2%   | 1%       |                           |
| Turkey/Turkish   | 2%      | 4%     | 1%        | 2%      | 1%    | 0%   | 0%    | 2%    | 4%    | 2%     | 2%   | 5%            | 1%   | 1%       |                           |
| Iraq   | 1%      | 0%     | 1%        | 1%      | 2%    | 0%   | 1%    | 1%    | 2%    | 1%     | 1%   | 3%            | 1%   | 0%       |                           |
| Canada   | 1%      | 1%     | 1%        | 2%      | 1%    | 1%   | 1%    | 2%    | 0%    | 1%     | 1%   | 1%            | 1%   | 1%       |                           |
| Azerbaijan   | 1%      | 1%     | 4%        | 1%      | 0%    | 0%   | 0%    | 2%    | 0%    | 1%     | 1%   | 2%            | 0%   | 0%       |                           |
| Egypt/Egyptian   | 1%      | 1%     | 0%        | 1%      | 1%    | 0%   | 0%    | 0%    | 2%    | 1%     | 1%   | 2%            | 0%   | 1%       |                           |
| Russia   | 1%      | 0%     | 1%        | 0%      | 1%    | 1%   | 2%    | 0%    | 0%    | 1%     | 1%   | 1%            | 0%   | 0%       |                           |
| USSR   | 0%      | 0%     | 0%        | 1%      | 1%    | 0%   | 0%    | 1%    | 1%    | 1%     | 0%   | 1%            | 0%   | 0%       |                           |
| CA/California  | 0%      | 0%     | 0%        | 1%      | 1%    | 2%   | 1%    | 0%    | 0%    | 1%     | 0%   | 0%            | 1%   | 1%       |                           |
| Kuwait   | 0%      | 0%     | 1%        | 0%      | 1%    | 0%   | 0%    | 1%    | 0%    | 1%     | 0%   | 1%            | 0%   | 0%       |                           |
| France   | 0%      | 0%     | 0%        | 0%      | 0%    | 0%   | 0%    | 1%    | 1%    | 1%     | 0%   | 1%            | 0%   | 0%       |                           |
| Bulgaria   | 0%      | 1%     | 0%        | 1%      | 0%    | 0%   | 0%    | 0%    | 1%    | 0%     | 0%   | 1%            | 0%   | 0%       |                           |
| America  | 0%      | 0%     | 0%        | 0%      | 0%    | 0%   | 0%    | 0%    | 0%    | 0%     | 0%   | 0%            | 0%   | 0%       |                           |
| UK/Britain   | 0%      | 0%     | 0%        | 0%      | 0%    | 0%   | 1%    | 0%    | 0%    | 0%     | 0%   | 0%            | 0%   | 0%       |                           |
| Palestine  | 0%      | 0%     | 0%        | 1%      | 0%    | 0%   | 0%    | 0%    | 1%    | 0%     | 0%   | 0%            | 0%   | 0%       |                           |
| Jordan   | 0%      | 0%     | 0%        | 1%      | 0%    | 0%   | 0%    | 0%    | 0%    | 0%     | 0%   | 0%            | 0%   | 0%       |                           |
| Argentina  | 0%      | 0%     | 0%        | 1%      | 0%    | 0%   | 0%    | 0%    | 0%    | 0%     | 0%   | 0%            | 0%   | 0%       |                           |
| Georgia/Republic of Georgia  | 0%      | 0%     | 0%        | 1%      | 0%    | 0%   | 0%    | 0%    | 0%    | 0%     | 0%   | 1%            | 0%   | 0%       |                           |
| Romania  | 0%      | 0%     | 0%        | 0%      | 0%    | 0%   | 0%    | 0%    | 0%    | 0%     | 0%   | 0%            | 0%   | 0%       |                           |
| Germany  | 0%      | 0%     | 0%        | 0%      | 0%    | 0%   | 0%    | 0%    | 0%    | 0%     | 0%   | 0%            | 0%   | 0%       |                           |
| Greece   | 0%      | 0%     | 0%        | 0%      | 0%    | 0%   | 0%    | 0%    | 0%    | 0%     | 0%   | 0%            | 0%   | 0%       |                           |
| LA/Los Angeles   | 0%      | 0%     | 0%        | 0%      | 0%    | 1%   | 0%    | 0%    | 0%    | 0%     | 0%   | 0%            | 0%   | 0%       |                           |
| MA   | 0%      | 0%     | 0%        | 0%      | 0%    | 0%   | 0%    | 0%    | 0%    | 0%     | 0%   | 0%            | 0%   | 0%       |                           |
| Ethiopia   | 0%      | 0%     | 0%        | 1%      | 0%    | 0%   | 0%    | 0%    | 0%    | 0%     | 0%   | 0%            | 0%   | 0%       |                           |
| Saudi Arabia   | 0%      | 0%     | 0%        | 0%      | 0%    | 0%   | 0%    | 0%    | 0%    | 0%     | 0%   | 0%            | 0%   | 0%       |                           |
| New York   | 0%      | 1%     | 0%        | 0%      | 0%    | 0%   | 0%    | 0%    | 0%    | 0%     | 0%   | 0%            | 0%   | 0%       |                           |
| Ukraine  | 0%      | 0%     | 0%        | 1%      | 0%    | 0%   | 0%    | 0%    | 0%    | 0%     | 0%   | 0%            | 0%   | 0%       |                           |
| Hayastan   | 0%      | 0%     | 0%        | 0%      | 0%    | 0%   | 0%    | 0%    | 0%    | 0%     | 0%   | 0%            | 0%   | 0%       |                           |
| Michigan   | 0%      | 0%     | 1%        | 0%      | 0%    | 0%   | 0%    | 0%    | 0%    | 0%     | 0%   | 0%            | 0%   | 0%       |                           |
| Cyprus/Cypriot   | 0%      | 0%     | 0%        | 0%      | 0%    | 0%   | 0%    | 0%    | 0%    | 0%     | 0%   | 0%            | 0%   | 0%       |                           |
| England  | 0%      | 0%     | 0%        | 0%      | 0%    | 0%   | 0%    | 0%    | 0%    | 0%     | 0%   | 0%            | 0%   | 0%       |                           |
| Venezuela  | 0%      | 0%     | 0%        | 1%      | 0%    | 0%   | 0%    | 0%    | 0%    | 0%     | 0%   | 0%            | 0%   | 0%       |                           |
| Massachusetts  | 0%      | 0%     | 0%        | 0%      | 0%    | 0%   | 0%    | 0%    | 0%    | 0%     | 0%   | 0%            | 0%   | 0%       |                           |
| Illinois   | 0%      | 0%     | 0%        | 0%      | 0%    | 0%   | 0%    | 0%    | 0%    | 0%     | 0%   | 0%            | 0%   | 0%       |                           |
| UAE  | 0%      | 0%     | 0%        | 0%      | 0%    | 0%   | 0%    | 0%    | 0%    | 0%     | 0%   | 0%            | 0%   | 0%       |                           |
| Spain  | 0%      | 0%     | 0%        | 1%      | 0%    | 1%   | 0%    | 0%    | 0%    | 0%     | 0%   | 0%            | 0%   | 0%       |                           |
| New Jersey/NJ  | 0%      | 0%     | 0%        | 0%      | 0%    | 0%   | 0%    | 0%    | 0%    | 0%     | 0%   | 0%            | 0%   | 0%       |                           |
| Sudan  | 0%      | 0%     | 0%        | 0%      | 0%    | 0%   | 0%    | 0%    | 0%    | 0%     | 0%   | 0%            | 0%   | 0%       |                           |
| Connecticut  | 0%      | 0%     | 0%        | 0%      | 0%    | 0%   | 0%    | 0%    | 0%    | 0%     | 0%   | 0%            | 0%   | 0%       |                           |
| Brazil   | 0%      | 0%     | 0%        | 0%      | 0%    | 0%   | 0%    | 0%    | 0%    | 0%     | 0%   | 0%            | 0%   | 0%       |                           |
| Wisconsin  | 0%      | 0%     | 0%        | 0%      | 0%    | 0%   | 0%    | 0%    | 0%    | 0%     | 0%   | 0%            | 0%   | 0%       |                           |
| Australia  | 0%      | 0%     | 0%        | 0%      | 0%    | 0%   | 0%    | 0%    | 0%    | 0%     | 0%   | 0%            | 0%   | 0%       |                           |
| Uruguay  | 0%      | 0%     | 0%        | 0%      | 0%    | 0%   | 0%    | 0%    | 0%    | 0%     | 0%   | 0%            | 0%   | 0%       |                           |
| Tehran   | 0%      | 0%     | 0%        | 0%      | 0%    | 0%   | 0%    | 0%    | 0%    | 0%     | 0%   | 0%            | 0%   | 0%       |                           |
| None   | 0%      | 0%     | 0%        | 0%      | 0%    | 0%   | 0%    | 0%    | 0%    | 0%     | 0%   | 0%            | 0%   | 0%       |                           |
| No answer  | 9%      | 8%     | 10%       | 7%      | 9%    | 4%   | 4%    | 6%    | 6%    | 5%     | 5%   | 10%           | 4%   | 3%       |                           |



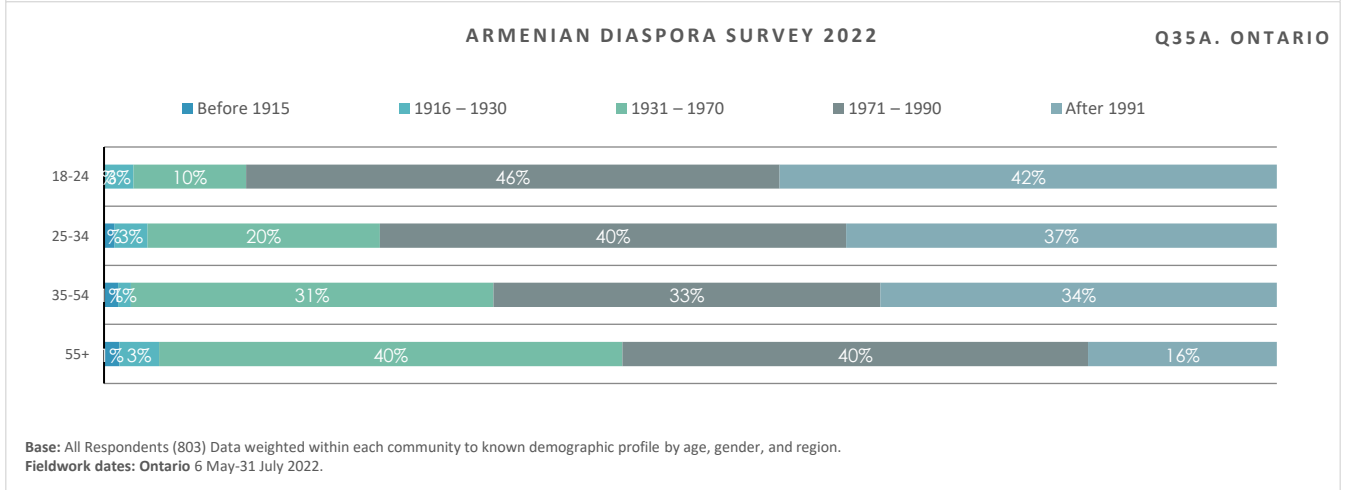
Question 34. Many Armenians hold citizenship in more than one country. Please indicate the countries where you are a citizen. Please include the country where you currently live if you are a citizen.

| Question 34. Many Armenians hold citizenship in more than one country. Please indicate the countries where you are a citizen. Please include the country where you currently live if you are a citizen. | Country        | Age       |            |            |            | Gender     |            |           | First Arrived |            |            |
|---|----------------|-----------|------------|------------|------------|------------|------------|-----------|---------------|------------|------------|
|   |                | Ontario   | 18-24      | 25-34      | 35-54      | 55+        | Male       | Female    | Not allocated | You        | A parent   |
| <b>All answering</b>  | <b>Ontario</b> | <b>81</b> | <b>135</b> | <b>260</b> | <b>329</b> | <b>396</b> | <b>417</b> | <b>48</b> | <b>408</b>    | <b>286</b> | <b>123</b> |
| <b>BASE</b>   | 861            | 81        | 135        | 260        | 329        | 396        | 417        | 48        | 408           | 286        | 123        |
| <b>Canada</b>   | 75%            | 79%       | 75%        | 80%        | 81%        | 80%        | 79%        | 8%        | 73%           | 84%        | 89%        |
| <b>Lebanon/Lebanese</b>   | 10%            | 5%        | 6%         | 12%        | 14%        | 11%        | 11%        | 0%        | 16%           | 6%         | 5%         |
| <b>Armenia Republic of Armenia</b>  | 7%             | 5%        | 6%         | 10%        | 6%         | 7%         | 7%         | 0%        | 12%           | 2%         | 4%         |
| <b>Syria/Syrian</b>   | 6%             | 11%       | 6%         | 6%         | 5%         | 7%         | 5%         | 0%        | 9%            | 3%         | 5%         |
| <b>Turkey/Turkish</b>   | 3%             | 0%        | 1%         | 4%         | 5%         | 3%         | 4%         | 2%        | 5%            | 2%         | 1%         |
| <b>USA</b>  | 3%             | 7%        | 4%         | 2%         | 2%         | 1%         | 4%         | 2%        | 1%            | 3%         | 10%        |
| <b>Iran</b>   | 2%             | 1%        | 1%         | 1%         | 3%         | 2%         | 2%         | 0%        | 2%            | 1%         | 2%         |
| <b>UK/Britain</b>   | 1%             | 0%        | 2%         | 1%         | 1%         | 1%         | 0%         | 0%        | 0%            | 1%         | 1%         |
| <b>Iraq</b>   | 1%             | 1%        | 0%         | 1%         | 0%         | 1%         | 1%         | 0%        | 1%            | 0%         | 0%         |
| <b>Bulgaria</b>   | 1%             | 1%        | 0%         | 1%         | 1%         | 0%         | 1%         | 0%        | 1%            | 1%         | 0%         |
| <b>Egypt/Egyptian</b>   | 1%             | 0%        | 0%         | 0%         | 1%         | 1%         | 1%         | 0%        | 1%            | 0%         | 0%         |
| <b>Russia</b>   | 1%             | 1%        | 1%         | 1%         | 0%         | 1%         | 1%         | 0%        | 1%            | 0%         | 1%         |
| <b>Another European Country/EU</b>  | 0%             | 0%        | 2%         | 0%         | 0%         | 1%         | 0%         | 2%        | 0%            | 0%         | 2%         |
| <b>Australia</b>  | 0%             | 4%        | 0%         | 0%         | 0%         | 1%         | 0%         | 0%        | 0%            | 0%         | 3%         |
| <b>France</b>   | 0%             | 0%        | 1%         | 0%         | 1%         | 0%         | 0%         | 0%        | 0%            | 1%         | 1%         |
| <b>Ukraine</b>  | 0%             | 1%        | 0%         | 0%         | 0%         | 0%         | 1%         | 0%        | 0%            | 0%         | 1%         |
| <b>Italy</b>  | 0%             | 0%        | 1%         | 0%         | 0%         | 0%         | 1%         | 0%        | 0%            | 0%         | 1%         |
| <b>Jordan</b>   | 0%             | 0%        | 0%         | 0%         | 0%         | 1%         | 0%         | 0%        | 0%            | 0%         | 1%         |
| <b>Cyprus/Cypriot</b>   | 0%             | 0%        | 1%         | 0%         | 0%         | 0%         | 0%         | 0%        | 0%            | 0%         | 1%         |
| <b>South Africa</b>   | 0%             | 1%        | 0%         | 0%         | 0%         | 0%         | 0%         | 0%        | 0%            | 0%         | 0%         |
| <b>Toronto</b>  | 0%             | 0%        | 0%         | 0%         | 0%         | 0%         | 0%         | 0%        | 0%            | 0%         | 1%         |
| <b>Lipanan</b>  | 0%             | 0%        | 0%         | 0%         | 0%         | 0%         | 0%         | 0%        | 0%            | 0%         | 0%         |
| <b>Sweden</b>   | 0%             | 0%        | 0%         | 0%         | 0%         | 0%         | 0%         | 0%        | 0%            | 0%         | 0%         |
| <b>Austria</b>  | 0%             | 0%        | 0%         | 0%         | 0%         | 0%         | 0%         | 0%        | 0%            | 0%         | 0%         |
| <b>Hayasdani Hbadagoutioun</b>  | 0%             | 0%        | 0%         | 0%         | 0%         | 0%         | 0%         | 0%        | 0%            | 0%         | 0%         |
| <b>NZ</b>   | 0%             | 0%        | 0%         | 0%         | 0%         | 0%         | 0%         | 0%        | 0%            | 0%         | 0%         |
| <b>Ontario</b>  | 0%             | 0%        | 0%         | 0%         | 0%         | 0%         | 0%         | 0%        | 0%            | 0%         | 0%         |
| <b>Brazil</b>   | 0%             | 0%        | 0%         | 0%         | 0%         | 0%         | 0%         | 0%        | 0%            | 0%         | 1%         |
| <b>The Netherlands</b>  | 0%             | 0%        | 0%         | 0%         | 0%         | 0%         | 0%         | 0%        | 0%            | 0%         | 0%         |
| <b>No answer</b>  | 21%            | 17%       | 19%        | 16%        | 16%        | 18%        | 16%        | 92%       | 21%           | 15%        | 6%         |

Question 34. Many Armenians hold citizenship in more than one country. Please indicate the countries where you are a citizen. Please include the country where you currently live if you are a citizen.

| Question 34. Many Armenians hold citizenship in more than one country. Please indicate the countries where you are a citizen. Please include the country where you currently live if you are a citizen. | Country | Region    |           |         |       | Age   |       |       |       | Gender |        | First Arrived |          |                           |
|---|---------|-----------|-----------|---------|-------|-------|-------|-------|-------|--------|--------|---------------|----------|---------------------------|
|   |         | US        | Northeast | Midwest | South | West  | 18-24 | 25-34 | 35-54 | 55+    | Male   | Female        | You      | A parent                  |
| <b>All answering</b>  | US      | Northeast | Midwest   | South   | West  | 18-24 | 25-34 | 35-54 | 55+   | Male   | Female | You           | A parent | Grandparent / Earlier gen |
| <b>BASE</b>   | 5652    | 1288      | 485       | 298     | 3581  | 650   | 1011  | 1769  | 1968  | 2654   | 2744   | 1666          | 1794     | 1985                      |
| <b>USA</b>  | 81%     | 79%       | 80%       | 76%     | 82%   | 80%   | 82%   | 82%   | 88%   | 84%    | 84%    | 79%           | 86%      | 86%                       |
| <b>Armenia Republic of</b>  | 8%      | 6%        | 7%        | 8%      | 9%    | 8%    | 10%   | 11%   | 5%    | 8%     | 8%     | 15%           | 6%       | 4%                        |
| <b>Lebanon/Lebanese</b>   | 6%      | 4%        | 3%        | 4%      | 7%    | 2%    | 4%    | 7%    | 9%    | 7%     | 6%     | 12%           | 5%       | 3%                        |
| <b>Iran</b>   | 3%      | 1%        | 1%        | 2%      | 4%    | 2%    | 2%    | 3%    | 3%    | 3%     | 3%     | 7%            | 2%       | 1%                        |
| <b>Canada</b>   | 2%      | 2%        | 1%        | 4%      | 2%    | 1%    | 2%    | 3%    | 2%    | 2%     | 2%     | 3%            | 2%       | 1%                        |
| <b>Syria/Syrian</b>   | 1%      | 1%        | 2%        | 0%      | 2%    | 1%    | 1%    | 2%    | 2%    | 2%     | 1%     | 3%            | 1%       | 1%                        |
| <b>Turkey/Turkish</b>   | 1%      | 3%        | 1%        | 0%      | 1%    | 1%    | 1%    | 2%    | 1%    | 1%     | 1%     | 2%            | 1%       | 0%                        |
| <b>America</b>  | 1%      | 1%        | 1%        | 1%      | 1%    | 1%    | 1%    | 1%    | 1%    | 1%     | 1%     | 2%            | 1%       | 1%                        |
| <b>Russia</b>   | 1%      | 0%        | 3%        | 2%      | 1%    | 1%    | 3%    | 1%    | 0%    | 1%     | 1%     | 2%            | 1%       | 1%                        |
| <b>UK/Britain</b>   | 1%      | 1%        | 1%        | 0%      | 1%    | 0%    | 1%    | 1%    | 1%    | 1%     | 1%     | 1%            | 0%       | 1%                        |
| <b>France</b>   | 1%      | 1%        | 1%        | 2%      | 0%    | 1%    | 1%    | 1%    | 0%    | 1%     | 0%     | 1%            | 0%       | 1%                        |
| <b>Iraq</b>   | 0%      | 0%        | 1%        | 0%      | 0%    | 0%    | 0%    | 0%    | 0%    | 0%     | 0%     | 1%            | 0%       | 0%                        |
| <b>Argentina</b>  | 0%      | 0%        | 0%        | 1%      | 0%    | 0%    | 0%    | 0%    | 0%    | 0%     | 0%     | 0%            | 0%       | 0%                        |
| <b>Egypt/Egyptian</b>   | 0%      | 0%        | 0%        | 0%      | 0%    | 0%    | 0%    | 0%    | 0%    | 0%     | 0%     | 0%            | 0%       | 0%                        |
| <b>Ukraine</b>  | 0%      | 0%        | 0%        | 1%      | 0%    | 1%    | 0%    | 0%    | 0%    | 0%     | 0%     | 0%            | 0%       | 0%                        |
| <b>Jordan</b>   | 0%      | 0%        | 0%        | 1%      | 0%    | 0%    | 0%    | 0%    | 0%    | 0%     | 0%     | 0%            | 0%       | 0%                        |
| <b>Bulgaria</b>   | 0%      | 0%        | 0%        | 1%      | 0%    | 0%    | 0%    | 0%    | 0%    | 0%     | 0%     | 0%            | 0%       | 0%                        |
| <b>Italy</b>  | 0%      | 0%        | 0%        | 0%      | 0%    | 0%    | 0%    | 0%    | 0%    | 0%     | 0%     | 0%            | 0%       | 0%                        |
| <b>Ireland</b>  | 0%      | 0%        | 0%        | 0%      | 0%    | 0%    | 0%    | 0%    | 0%    | 0%     | 0%     | 0%            | 0%       | 0%                        |
| <b>Hayastan</b>   | 0%      | 0%        | 0%        | 0%      | 0%    | 0%    | 0%    | 0%    | 0%    | 0%     | 0%     | 0%            | 0%       | 0%                        |
| <b>Greece</b>   | 0%      | 0%        | 0%        | 0%      | 0%    | 0%    | 0%    | 0%    | 0%    | 0%     | 0%     | 0%            | 0%       | 0%                        |
| <b>Sweden</b>   | 0%      | 0%        | 0%        | 0%      | 0%    | 0%    | 0%    | 0%    | 0%    | 0%     | 0%     | 0%            | 0%       | 0%                        |
| <b>Georgia/Republic of Georgia</b>  | 0%      | 0%        | 0%        | 1%      | 0%    | 0%    | 0%    | 0%    | 0%    | 0%     | 0%     | 0%            | 0%       | 0%                        |
| <b>Germany</b>  | 0%      | 0%        | 0%        | 0%      | 0%    | 0%    | 0%    | 0%    | 0%    | 0%     | 0%     | 0%            | 0%       | 0%                        |
| <b>Australia</b>  | 0%      | 0%        | 0%        | 0%      | 0%    | 0%    | 0%    | 0%    | 0%    | 0%     | 0%     | 0%            | 0%       | 0%                        |
| <b>Brazil</b>   | 0%      | 0%        | 0%        | 0%      | 0%    | 0%    | 0%    | 0%    | 0%    | 0%     | 0%     | 0%            | 0%       | 0%                        |
| <b>Uruguay</b>  | 0%      | 0%        | 0%        | 0%      | 0%    | 0%    | 0%    | 0%    | 0%    | 0%     | 0%     | 0%            | 0%       | 0%                        |
| <b>Venezuela</b>  | 0%      | 0%        | 0%        | 1%      | 0%    | 0%    | 0%    | 0%    | 0%    | 0%     | 0%     | 0%            | 0%       | 0%                        |
| <b>Mexico</b>   | 0%      | 0%        | 0%        | 0%      | 0%    | 0%    | 0%    | 0%    | 0%    | 0%     | 0%     | 0%            | 0%       | 0%                        |
| <b>The Netherlands</b>  | 0%      | 0%        | 0%        | 0%      | 0%    | 0%    | 0%    | 0%    | 0%    | 0%     | 0%     | 0%            | 0%       | 0%                        |
| <b>Artsakh</b>  | 0%      | 0%        | 0%        | 0%      | 0%    | 0%    | 0%    | 0%    | 0%    | 0%     | 0%     | 0%            | 0%       | 0%                        |
| <b>Cyprus/Cypriot</b>   | 0%      | 0%        | 0%        | 0%      | 0%    | 0%    | 0%    | 0%    | 0%    | 0%     | 0%     | 0%            | 0%       | 0%                        |
| <b>Denmark</b>  | 0%      | 0%        | 0%        | 0%      | 0%    | 0%    | 0%    | 0%    | 0%    | 0%     | 0%     | 0%            | 0%       | 0%                        |
| <b>Israel</b>   | 0%      | 0%        | 0%        | 0%      | 0%    | 0%    | 0%    | 0%    | 0%    | 0%     | 0%     | 0%            | 0%       | 0%                        |
| <b>Azerbaijan</b>   | 0%      | 0%        | 0%        | 0%      | 0%    | 0%    | 0%    | 0%    | 0%    | 0%     | 0%     | 0%            | 0%       | 0%                        |
| <b>Ethiopia</b>   | 0%      | 0%        | 0%        | 0%      | 0%    | 0%    | 0%    | 0%    | 0%    | 0%     | 0%     | 0%            | 0%       | 0%                        |
| <b>Sudan</b>  | 0%      | 0%        | 0%        | 0%      | 0%    | 0%    | 0%    | 0%    | 0%    | 0%     | 0%     | 0%            | 0%       | 0%                        |
| <b>CA/California</b>  | 0%      | 0%        | 0%        | 0%      | 0%    | 0%    | 0%    | 0%    | 0%    | 0%     | 0%     | 0%            | 0%       | 0%                        |
| <b>Romania</b>  | 0%      | 0%        | 0%        | 0%      | 0%    | 0%    | 0%    | 0%    | 0%    | 0%     | 0%     | 0%            | 0%       | 0%                        |
| <b>RA</b>   | 0%      | 0%        | 0%        | 0%      | 0%    | 0%    | 0%    | 0%    | 0%    | 0%     | 0%     | 0%            | 0%       | 0%                        |
| <b>Beirut</b>   | 0%      | 0%        | 0%        | 0%      | 0%    | 0%    | 0%    | 0%    | 0%    | 0%     | 0%     | 0%            | 0%       | 0%                        |
| <b>USSR</b>   | 0%      | 0%        | 0%        | 0%      | 0%    | 0%    | 0%    | 0%    | 0%    | 0%     | 0%     | 0%            | 0%       | 0%                        |
| <b>Yerevan</b>  | 0%      | 0%        | 0%        | 0%      | 0%    | 0%    | 0%    | 0%    | 0%    | 0%     | 0%     | 0%            | 0%       | 0%                        |
| <b>Sacramento</b>   | 0%      | 0%        | 0%        | 0%      | 0%    | 0%    | 0%    | 0%    | 0%    | 0%     | 0%     | 0%            | 0%       | 0%                        |
| <b>Another European Country/EU</b>  | 0%      | 0%        | 0%        | 0%      | 0%    | 0%    | 0%    | 0%    | 0%    | 0%     | 0%     | 0%            | 0%       | 0%                        |
| <b>Norway</b>   | 0%      | 0%        | 0%        | 0%      | 0%    | 0%    | 0%    | 0%    | 0%    | 0%     | 0%     | 0%            | 0%       | 0%                        |
| <b>NZ</b>   | 0%      | 0%        | 0%        | 0%      | 0%    | 0%    | 0%    | 0%    | 0%    | 0%     | 0%     | 0%            | 0%       | 0%                        |
| <b>New York</b>   | 0%      | 0%        | 0%        | 0%      | 0%    | 0%    | 0%    | 0%    | 0%    | 0%     | 0%     | 0%            | 0%       | 0%                        |
| <b>None</b>   | 0%      | 0%        | 0%        | 0%      | 0%    | 0%    | 0%    | 0%    | 0%    | 0%     | 0%     | 0%            | 0%       | 0%                        |
| <b>No answer</b>  | 15%     | 17%       | 17%       | 19%     | 14%   | 16%   | 11%   | 13%   | 10%   | 12%    | 12%    | 13%           | 11%      | 12%                       |

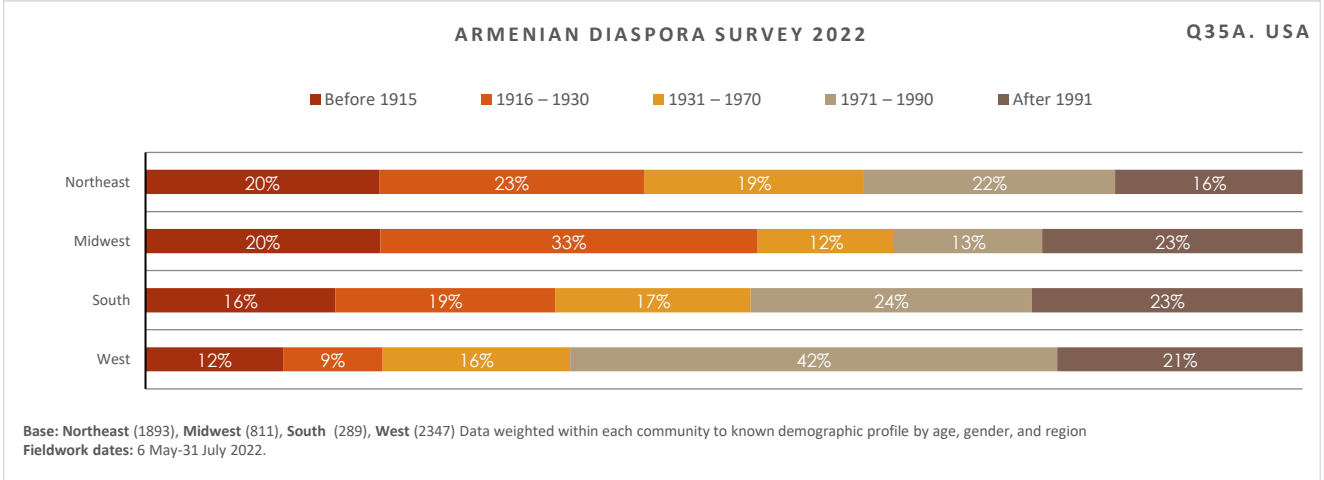
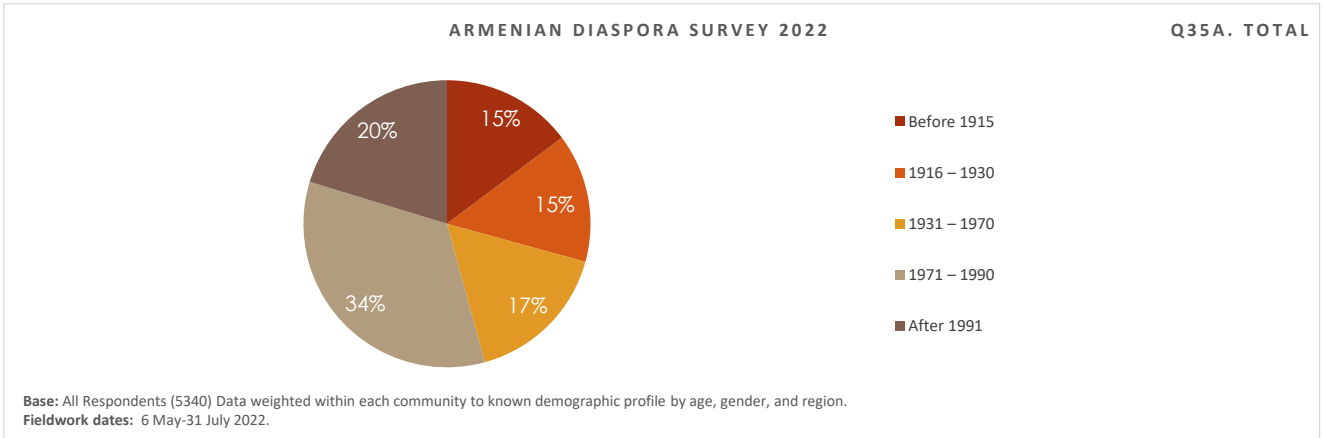
Question 35. A. When did the first Armenian member(s) of your family from either parent’s side settle in USA? In what year did you/they arrive?



| Question 35. A. When did the first Armenian member(s) of your family from either parent’s side settle in USA? In what year did you/they arrive? | Community |         | Age   |       |       |     | Gender |        |
|---|-----------|---------|-------|-------|-------|-----|--------|--------|
|   | US        | Ontario | 18-24 | 25-34 | 35-54 | 55+ | Male   | Female |
| All answering   | 5340      | 803     | 55    | 105   | 298   | 332 | 373    | 425    |
| BASE  | %         | %       | %     | %     | %     | %   | %      | %      |
| Before 1915   | 15        | 1       | 0     | 1     | 1     | 1   | 1      | 1      |
| 1916 – 1930   | 15        | 2       | 3     | 3     | 1     | 3   | 2      | 3      |
| 1931 – 1970   | 17        | 31      | 10    | 20    | 31    | 40  | 32     | 30     |
| 1971 – 1990   | 34        | 38      | 46    | 40    | 33    | 40  | 38     | 39     |
| After 1991  | 20        | 28      | 42    | 37    | 34    | 16  | 28     | 28     |

| Question 35. A. When did the first Armenian member(s) of your family from either parent’s side settle in USA? In what year did you/they arrive? | Community |         | First Arrived |          |                           |
|---|-----------|---------|---------------|----------|---------------------------|
|   | US        | Ontario | You           | A parent | Grandparent / Earlier gen |
| All answering   | 5340      | 803     | 411           | 274      | 117                       |
| BASE  | %         | %       | %             | %        | %                         |
| Before 1915   | 15        | 1       | 0             | 0        | 7                         |
| 1916 – 1930   | 15        | 2       | 0             | 1        | 13                        |
| 1931 – 1970   | 17        | 31      | 21            | 39       | 42                        |
| 1971 – 1990   | 34        | 38      | 34            | 46       | 32                        |
| After 1991  | 20        | 28      | 45            | 14       | 5                         |

Question 35. A. When did the first Armenian member(s) of your family from either parent’s side settle in USA? In what year did you/they arrive?



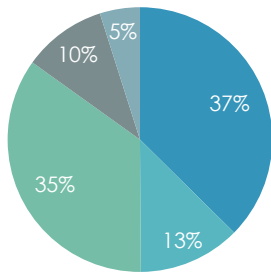
| Question 35. A. When did the first Armenian member(s) of your family from either parent’s side settle in USA? In what year did you/they arrive? | Community   |            | US Regions |         |       |      | Age   |       |       |      |
|---|-------------|------------|------------|---------|-------|------|-------|-------|-------|------|
|   | US          | Ontario    | Northeast  | Midwest | South | West | 18-24 | 25-34 | 35-54 | 55+  |
| <b>All answering</b>  | <b>5340</b> | <b>803</b> | 1893       | 811     | 289   | 2347 | 329   | 726   | 1539  | 2693 |
|   | %           | %          | %          | %       | %     | %    | %     | %     | %     | %    |
| <b>Before 1915</b>  | <b>15</b>   | <b>1</b>   | 20         | 20      | 16    | 12   | 8     | 9     | 9     | 25   |
| <b>1916 – 1930</b>  | <b>15</b>   | <b>2</b>   | 23         | 33      | 19    | 9    | 11    | 11    | 9     | 22   |
| <b>1931 – 1970</b>  | <b>17</b>   | <b>31</b>  | 19         | 12      | 17    | 16   | 13    | 13    | 17    | 19   |
| <b>1971 – 1990</b>  | <b>34</b>   | <b>38</b>  | 22         | 13      | 24    | 42   | 38    | 38    | 39    | 26   |
| <b>After 1991</b>   | <b>20</b>   | <b>28</b>  | 16         | 23      | 23    | 21   | 29    | 29    | 26    | 7    |

| Question 35. A. When did the first Armenian member(s) of your family from either parent’s side settle in USA? In what year did you/they arrive? | Community   |            | Gender |        | First Arrived |          |                           |
|---|-------------|------------|--------|--------|---------------|----------|---------------------------|
|   | US          | Ontario    | Male   | Female | You           | A parent | Grandparent / Earlier gen |
| <b>All answering</b>  | <b>5340</b> | <b>803</b> | 2300   | 2995   | 1579          | 1563     | 2198                      |
|   | %           | %          | %      | %      | %             | %        | %                         |
| <b>Before 1915</b>  | <b>15</b>   | <b>1</b>   | 15     | 14     | 0             | 3        | 37                        |
| <b>1916 – 1930</b>  | <b>15</b>   | <b>2</b>   | 13     | 16     | 1             | 8        | 32                        |
| <b>1931 – 1970</b>  | <b>17</b>   | <b>31</b>  | 15     | 17     | 12            | 20       | 16                        |
| <b>1971 – 1990</b>  | <b>34</b>   | <b>38</b>  | 34     | 34     | 43            | 50       | 12                        |
| <b>After 1991</b>   | <b>20</b>   | <b>28</b>  | 22     | 19     | 44            | 19       | 3                         |

Question 35. B. And who was this?

ARMENIAN DIASPORA SURVEY 2022

Q35B. TOTAL



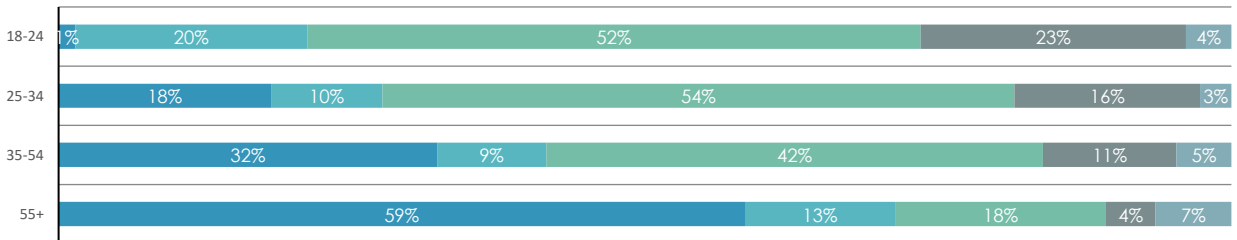
- You (as an adult, 18+ years old)
- You (as a child, under 18 years old)
- Your parent(s)
- Your grandparent(s)
- Earlier generation

Base: All Respondents (818) Data weighted within each community to known demographic profile by age, gender, and region.  
Fieldwork dates: Ontario 6 May-31 July 2022.

ARMENIAN DIASPORA SURVEY 2022

Q35B. ONTARIO

- You (as an adult, 18+ years old)
- You (as a child, under 18 years old)
- Your parent(s)
- Your grandparent(s)
- Earlier generation

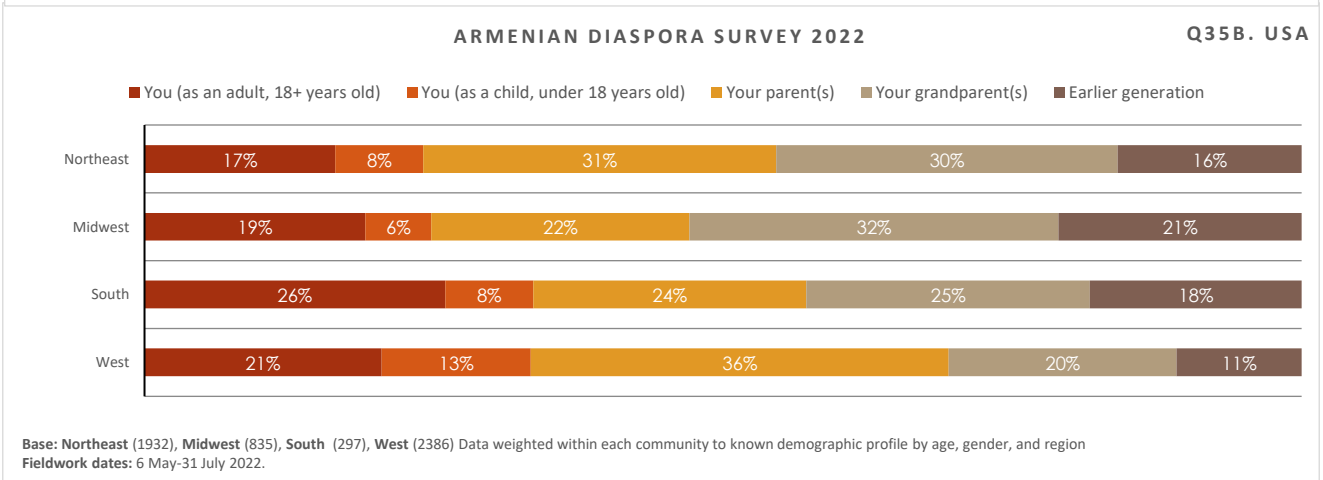
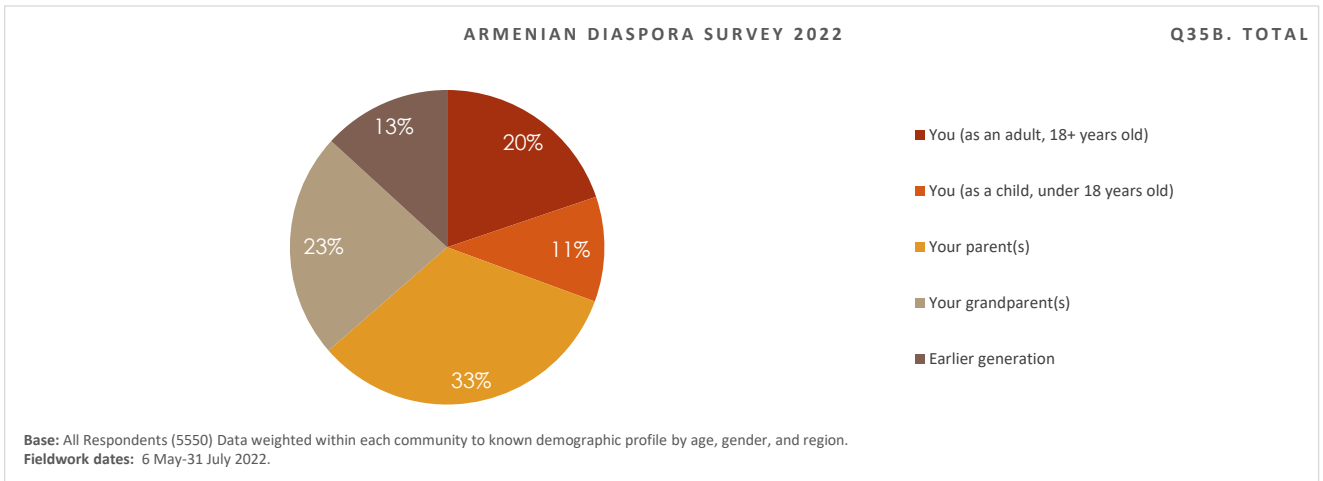


Base: All Respondents (818) Data weighted within each community to known demographic profile by age, gender, and region.  
Fieldwork dates: Ontario 6 May-31 July 2022.

| Question 35. B. And who was this?    | Community |         | Age   |       |       |     | Gender |        |
|--------------------------------------|-----------|---------|-------|-------|-------|-----|--------|--------|
|                                      | US        | Ontario | 18-24 | 25-34 | 35-54 | 55+ | Male   | Female |
| All answering                        |           |         |       |       |       |     |        |        |
| BASE                                 | 5450      | 818     | 55    | 106   | 302   | 342 | 381    | 432    |
|                                      | %         | %       | %     | %     | %     | %   | %      | %      |
| You (as an adult, 18+ years old)     | 20        | 37      | 1     | 18    | 32    | 59  | 38     | 37     |
| You (as a child, under 18 years old) | 11        | 13      | 20    | 10    | 9     | 13  | 14     | 11     |
| Your parent(s)                       | 33        | 35      | 52    | 54    | 42    | 18  | 37     | 34     |
| Your grandparent(s)                  | 23        | 10      | 23    | 16    | 11    | 4   | 8      | 12     |
| Earlier gen                          | 13        | 5       | 4     | 3     | 5     | 7   | 3      | 6      |
| NET: YOU                             | 31        | 50      | 21    | 28    | 42    | 71  | 52     | 48     |

| Question 35. B. And who was this?    | Community |         | First Arrived |          |                           |
|--------------------------------------|-----------|---------|---------------|----------|---------------------------|
|                                      | US        | Ontario | You           | A parent | Grandparent / Earlier gen |
| All answering                        |           |         |               |          |                           |
| BASE                                 | 5450      | 818     | 425           | 274      | 119                       |
|                                      | %         | %       | %             | %        | %                         |
| You (as an adult, 18+ years old)     | 20        | 37      | 75            | 0        | 0                         |
| You (as a child, under 18 years old) | 11        | 13      | 25            | 0        | 0                         |
| Your parent(s)                       | 33        | 35      | 0             | 100      | 0                         |
| Your grandparent(s)                  | 23        | 10      | 0             | 0        | 67                        |
| Earlier gen                          | 13        | 5       | 0             | 0        | 33                        |
| NET: YOU                             | 31        | 50      | 100           | 0        | 0                         |

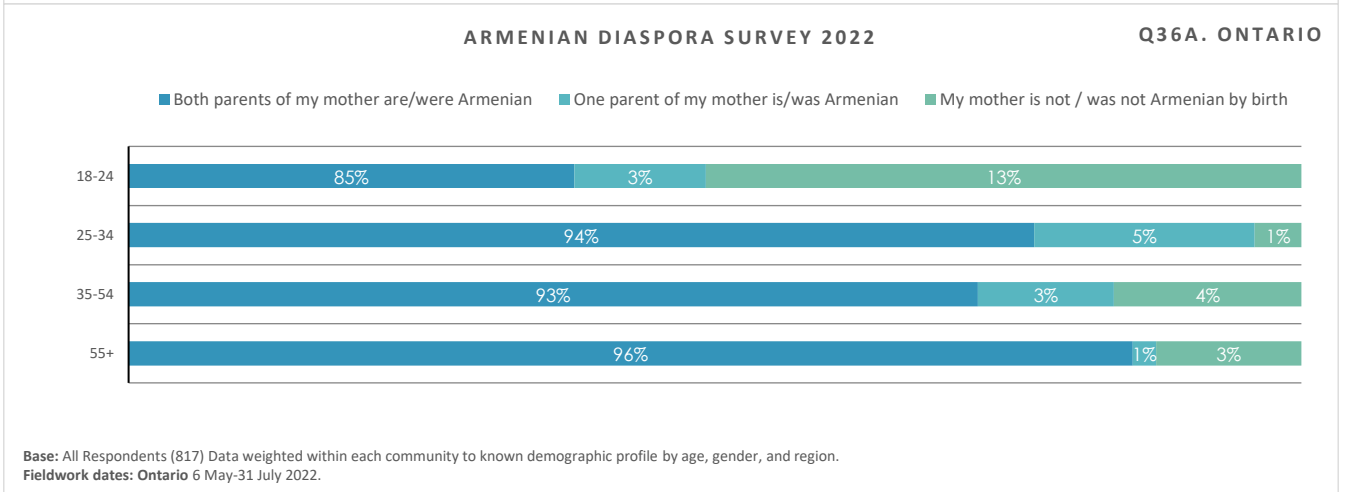
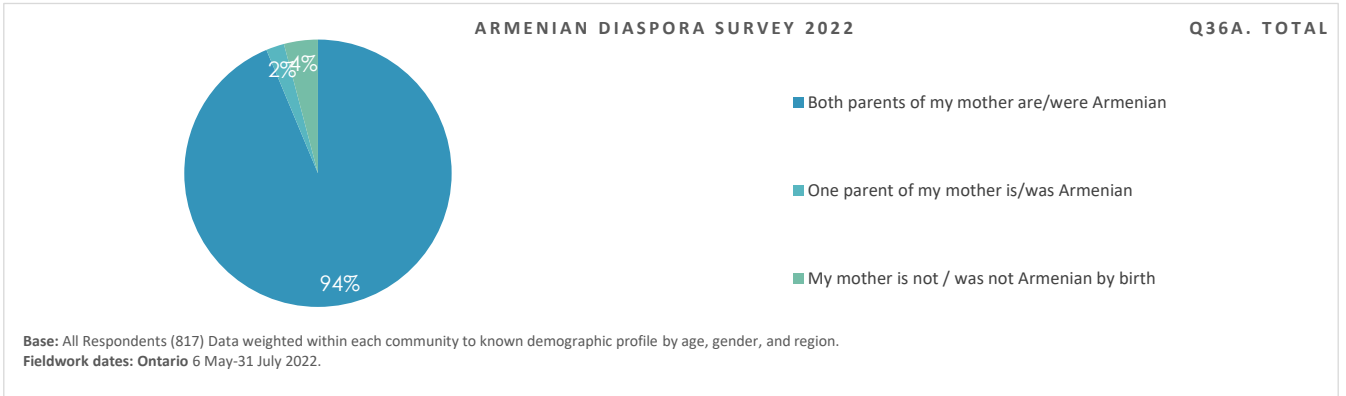
Question 35. B. And who was this?



| Question 35. B. And who was this?    | Community |         | US Regions |         |       |      | Age   |       |       |      |
|--------------------------------------|-----------|---------|------------|---------|-------|------|-------|-------|-------|------|
|                                      | US        | Ontario | Northeast  | Midwest | South | West | 18-24 | 25-34 | 35-54 | 55+  |
| All answering                        | 5450      | 818     | 1932       | 835     | 297   | 2386 | 332   | 739   | 1569  | 2754 |
| BASE                                 | %         | %       | %          | %       | %     | %    | %     | %     | %     | %    |
| You (as an adult, 18+ years old)     | 20        | 37      | 17         | 19      | 26    | 21   | 5     | 9     | 20    | 31   |
| You (as a child, under 18 years old) | 11        | 13      | 8          | 6       | 8     | 13   | 5     | 10    | 16    | 9    |
| Your parent(s)                       | 33        | 35      | 31         | 22      | 24    | 36   | 50    | 45    | 35    | 19   |
| Your grandparent(s)                  | 23        | 10      | 30         | 32      | 25    | 20   | 22    | 17    | 16    | 33   |
| Earlier gen                          | 13        | 5       | 16         | 21      | 18    | 11   | 18    | 20    | 14    | 8    |
| NET: YOU                             | 31        | 50      | 24         | 25      | 34    | 33   | 10    | 19    | 36    | 39   |

| Question 35. B. And who was this?    | Community |         | Gender |        | First Arrived |          |                           |
|--------------------------------------|-----------|---------|--------|--------|---------------|----------|---------------------------|
|                                      | US        | Ontario | Male   | Female | You           | A parent | Grandparent / Earlier gen |
| All answering                        | 5450      | 818     | 2348   | 3057   | 1658          | 1574     | 2218                      |
| BASE                                 | %         | %       | %      | %      | %             | %        | %                         |
| You (as an adult, 18+ years old)     | 20        | 37      | 22     | 18     | 65            | 0        | 0                         |
| You (as a child, under 18 years old) | 11        | 13      | 11     | 11     | 35            | 0        | 0                         |
| Your parent(s)                       | 33        | 35      | 34     | 32     | 0             | 100      | 0                         |
| Your grandparent(s)                  | 23        | 10      | 20     | 26     | 0             | 0        | 64                        |
| Earlier gen                          | 13        | 5       | 13     | 13     | 0             | 0        | 36                        |
| NET: YOU                             | 31        | 50      | 33     | 29     | 100           | 0        | 0                         |

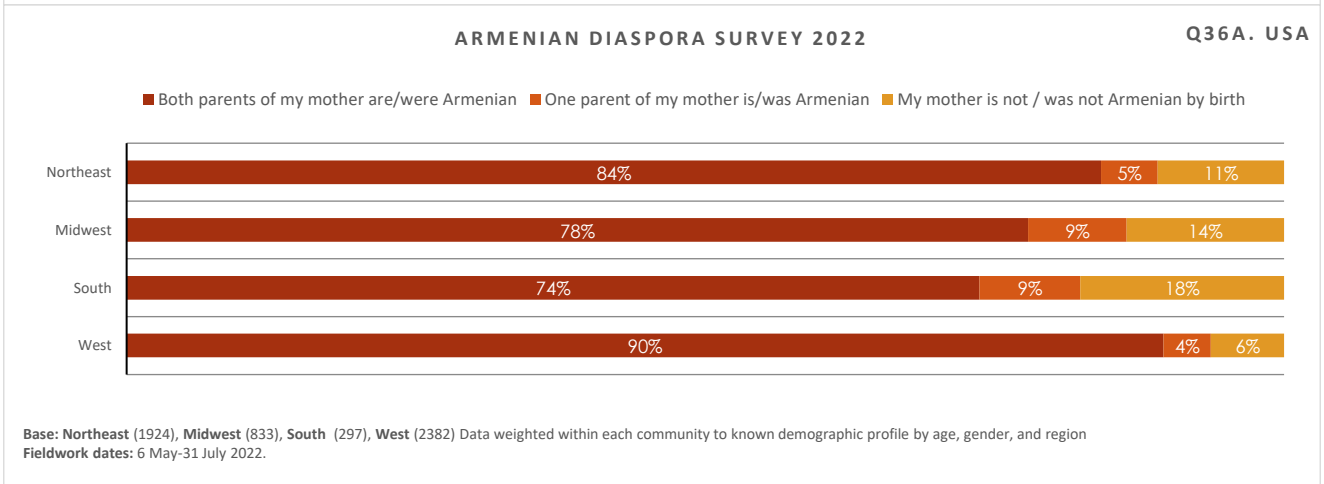
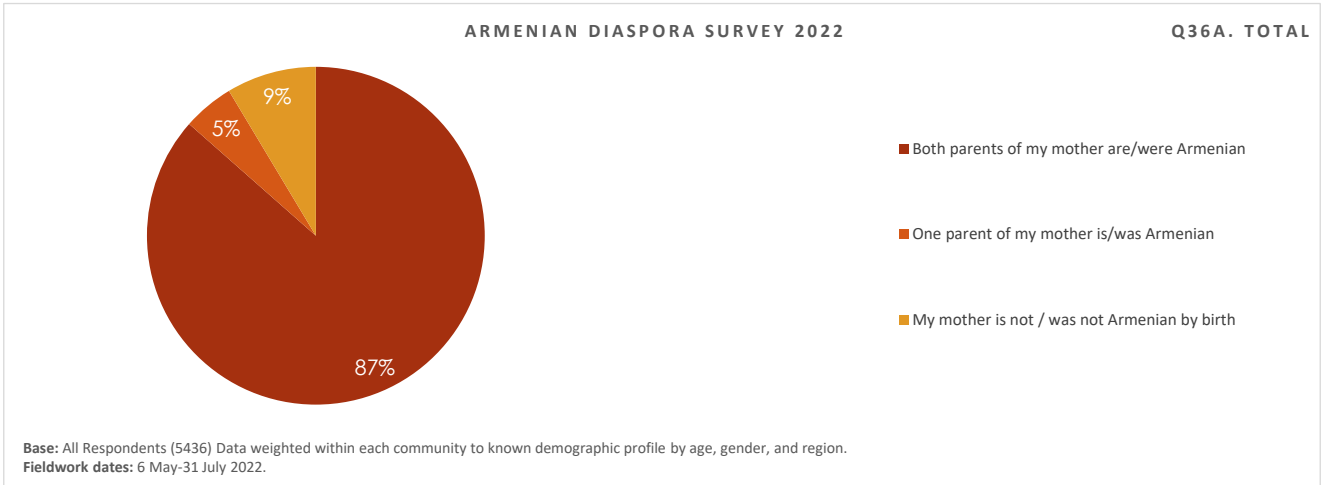
Question 36. Are/were your parents Armenian? A. Your mother



| Question 36. Are/were your parents Armenian? A. Your mother | Community   |            | Age   |       |       |     | Gender |        |
|---|-------------|------------|-------|-------|-------|-----|--------|--------|
|   | US          | Ontario    | 18-24 | 25-34 | 35-54 | 55+ | Male   | Female |
| <b>All answering</b>  | <b>5436</b> | <b>817</b> | 55    | 106   | 301   | 342 | 381    | 431    |
| <b>BASE</b>   | <b>%</b>    | <b>%</b>   | %     | %     | %     | %   | %      | %      |
| <b>Both parents of my mother are/were Armenian</b>          | <b>87</b>   | <b>94</b>  | 85    | 94    | 93    | 96  | 92     | 95     |
| <b>One parent of my mother is/was Armenian</b>              | <b>5</b>    | <b>2</b>   | 3     | 5     | 3     | 1   | 2      | 3      |
| <b>My mother is not / was not Armenian by birth</b>         | <b>9</b>    | <b>4</b>   | 13    | 1     | 4     | 3   | 6      | 3      |

| Question 36. Are/were your parents Armenian? A. Your mother | Community   |            | First Arrived |          |                           |
|---|-------------|------------|---------------|----------|---------------------------|
|   | US          | Ontario    | You           | A parent | Grandparent / Earlier gen |
| <b>All answering</b>  | <b>5436</b> | <b>817</b> | 425           | 273      | 119                       |
| <b>BASE</b>   | <b>%</b>    | <b>%</b>   | %             | %        | %                         |
| <b>Both parents of my mother are/were Armenian</b>          | <b>87</b>   | <b>94</b>  | 97            | 91       | 90                        |
| <b>One parent of my mother is/was Armenian</b>              | <b>5</b>    | <b>2</b>   | 2             | 2        | 4                         |
| <b>My mother is not / was not Armenian by birth</b>         | <b>9</b>    | <b>4</b>   | 2             | 7        | 6                         |

Question 36. Are/were your parents Armenian? A. Your mother



| Question 36. Are/were your parents Armenian?<br>A. Your mother | Community |         | US Regions |         |       |      | Age   |       |       |      |
|--|-----------|---------|------------|---------|-------|------|-------|-------|-------|------|
|  | US        | Ontario | Northeast  | Midwest | South | West | 18-24 | 25-34 | 35-54 | 55+  |
| All answering  |           |         |            |         |       |      |       |       |       |      |
| BASE   | 5436      | 817     | 1924       | 833     | 297   | 2382 | 331   | 738   | 1566  | 2745 |
|  | %         | %       | %          | %       | %     | %    | %     | %     | %     | %    |
| Both parents of my mother are/were Armenian                    | 87        | 94      | 84         | 78      | 74    | 90   | 79    | 80    | 88    | 91   |
| One parent of my mother is/was Armenian                        | 5         | 2       | 5          | 9       | 9     | 4    | 8     | 8     | 5     | 2    |
| My mother is not / was not Armenian by birth                   | 9         | 4       | 11         | 14      | 18    | 6    | 13    | 12    | 7     | 7    |

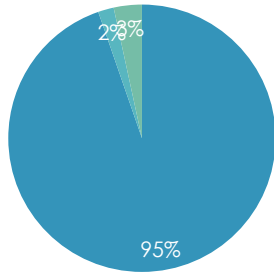
| Question 36. Are/were your parents Armenian?<br>A. Your mother | Community |         | Gender |        | First Arrived |          |                           |
|--|-----------|---------|--------|--------|---------------|----------|---------------------------|
|  | US        | Ontario | Male   | Female | You           | A parent | Grandparent / Earlier gen |
| All answering  |           |         |        |        |               |          |                           |
| BASE   | 5436      | 817     | 2340   | 3051   | 1653          | 1572     | 2211                      |
|  | %         | %       | %      | %      | %             | %        | %                         |
| Both parents of my mother are/were Armenian                    | 87        | 94      | 86     | 87     | 95            | 89       | 77                        |
| One parent of my mother is/was Armenian                        | 5         | 2       | 5      | 5      | 3             | 4        | 8                         |
| My mother is not / was not Armenian by birth                   | 9         | 4       | 9      | 8      | 2             | 7        | 15                        |



Question 36. B. Your father.

ARMENIAN DIASPORA SURVEY 2022

Q36B. TOTAL



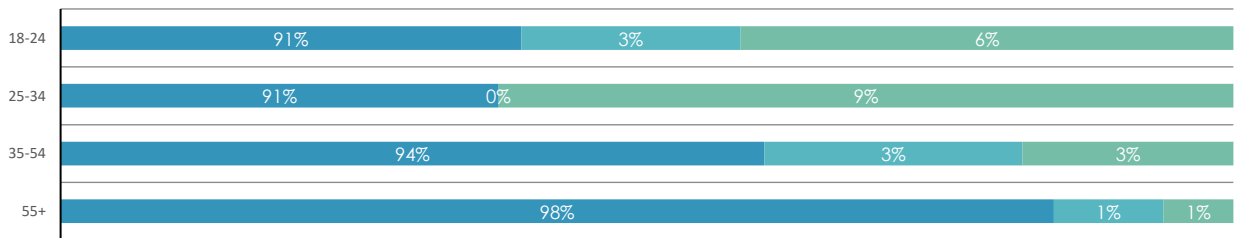
- Both parents of my father are/were Armenian
- One parent of my father is/was Armenian
- My father is not / was not Armenian by birth

Base: All Respondents (817) Data weighted within each community to known demographic profile by age, gender, and region.  
Fieldwork dates: Ontario 6 May-31 July 2022.

ARMENIAN DIASPORA SURVEY 2022

Q36B. ONTARIO

- Both parents of my father are/were Armenian
- One parent of my father is/was Armenian
- My father is not / was not Armenian by birth

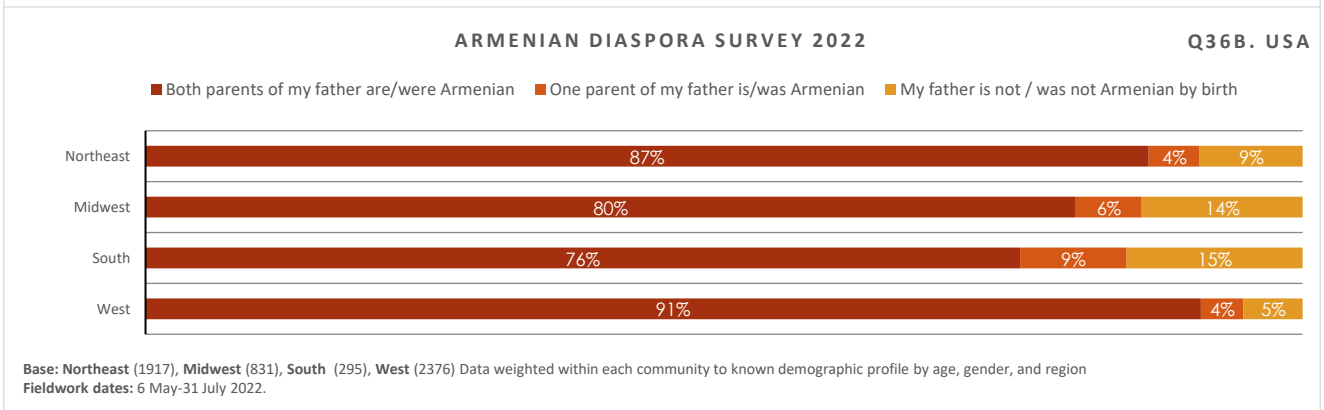
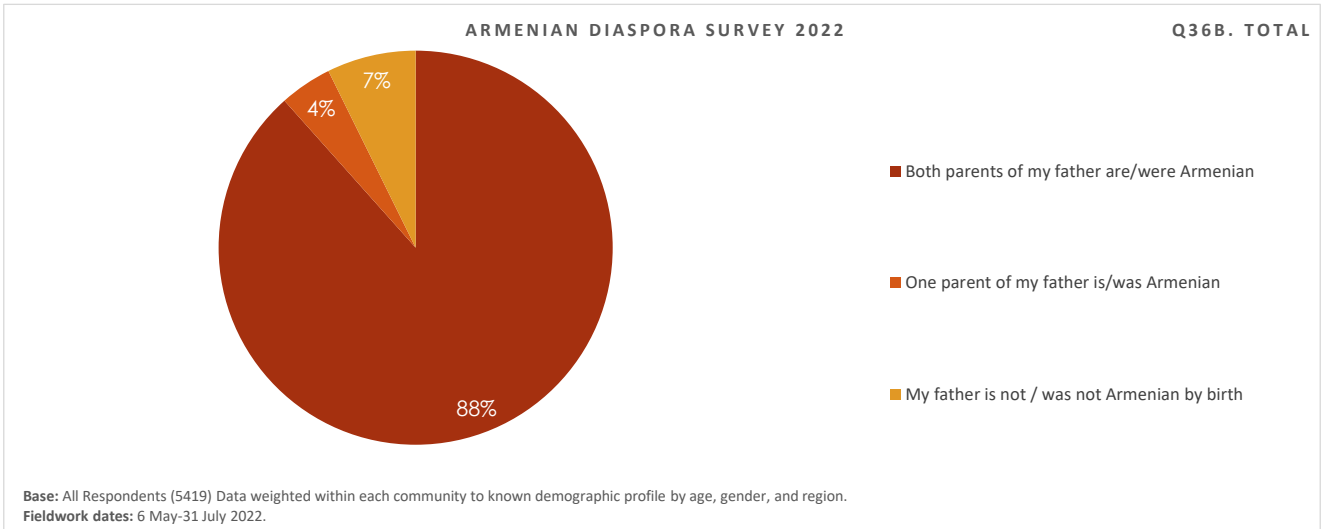


Base: All Respondents (817) Data weighted within each community to known demographic profile by age, gender, and region.  
Fieldwork dates: Ontario 6 May-31 July 2022.

| Question 36. B. Your father.                 | Community |         | Age   |       |       |     | Gender |        |
|--|-----------|---------|-------|-------|-------|-----|--------|--------|
|  | US        | Ontario | 18-24 | 25-34 | 35-54 | 55+ | Male   | Female |
| All answering                                | 5419      | 817     | 55    | 106   | 302   | 341 | 380    | 432    |
| BASE   | %         | %       | %     | %     | %     | %   | %      | %      |
| Both parents of my father are/were Armenian  | 88        | 95      | 91    | 91    | 94    | 98  | 94     | 96     |
| One parent of my father is/was Armenian      | 4         | 2       | 3     | 0     | 3     | 1   | 2      | 2      |
| My father is not / was not Armenian by birth | 7         | 3       | 6     | 9     | 3     | 1   | 4      | 3      |

| Question 36. B. Your father.                 | Community |         | First Arrived |          |                           |
|--|-----------|---------|---------------|----------|---------------------------|
|  | US        | Ontario | You           | A parent | Grandparent / Earlier gen |
| All answering                                | 5419      | 817     | 425           | 272      | 119                       |
| BASE   | %         | %       | %             | %        | %                         |
| Both parents of my father are/were Armenian  | 88        | 95      | 98            | 94       | 84                        |
| One parent of my father is/was Armenian      | 4         | 2       | 1             | 3        | 2                         |
| My father is not / was not Armenian by birth | 7         | 3       | 1             | 3        | 14                        |

Question 36. B. Your father.



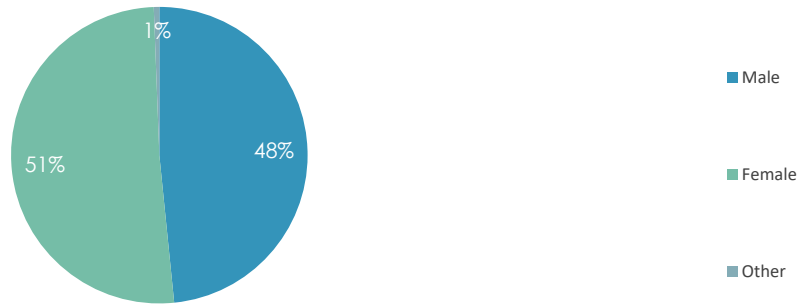
| Question 36. B. Your father.                 | Community |         | US Regions |         |       |      | Age   |       |       |      |
|--|-----------|---------|------------|---------|-------|------|-------|-------|-------|------|
|  | US        | Ontario | Northeast  | Midwest | South | West | 18-24 | 25-34 | 35-54 | 55+  |
| All answering                                | 5419      | 817     | 1917       | 831     | 295   | 2376 | 331   | 738   | 1562  | 2732 |
| BASE   | %         | %       | %          | %       | %     | %    | %     | %     | %     | %    |
| Both parents of my father are/were Armenian  | 88        | 95      | 87         | 80      | 76    | 91   | 82    | 84    | 89    | 92   |
| One parent of my father is/was Armenian      | 4         | 2       | 4          | 6       | 9     | 4    | 7     | 5     | 5     | 3    |
| My father is not / was not Armenian by birth | 7         | 3       | 9          | 14      | 15    | 5    | 12    | 10    | 6     | 5    |

| Question 36. B. Your father.                 | Community |         | Gender |        | First Arrived |          |                           |
|--|-----------|---------|--------|--------|---------------|----------|---------------------------|
|  | US        | Ontario | Male   | Female | You           | A parent | Grandparent / Earlier gen |
| All answering                                | 5419      | 817     | 2329   | 3045   | 1640          | 1571     | 2208                      |
| BASE   | %         | %       | %      | %      | %             | %        | %                         |
| Both parents of my father are/were Armenian  | 88        | 95      | 90     | 88     | 96            | 92       | 79                        |
| One parent of my father is/was Armenian      | 4         | 2       | 4      | 5      | 3             | 3        | 7                         |
| My father is not / was not Armenian by birth | 7         | 3       | 6      | 8      | 2             | 5        | 14                        |

Question 38. Your gender.

ARMENIAN DIASPORA SURVEY 2021

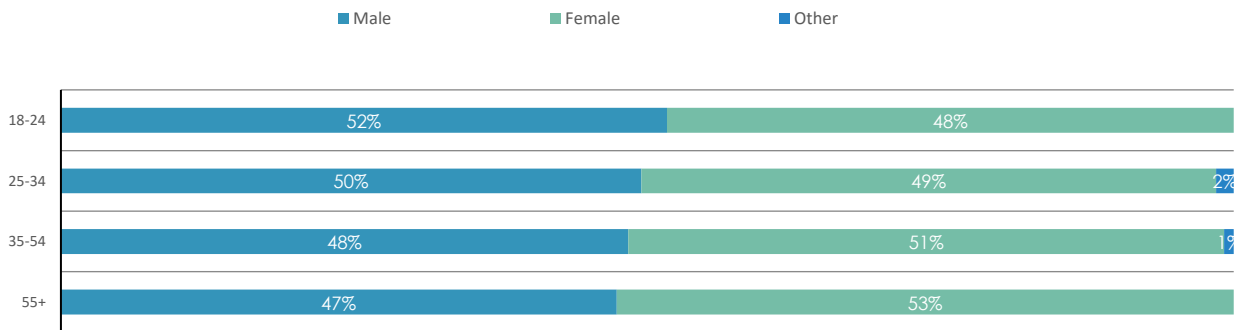
Q38. TOTAL



Base: All Respondents (814) Data weighted within each community to known demographic profile by age, gender, and region.  
Fieldwork dates: Ontario 6 May-31 July 2022.

ARMENIAN DIASPORA SURVEY 2021

Q38. ONTARIO

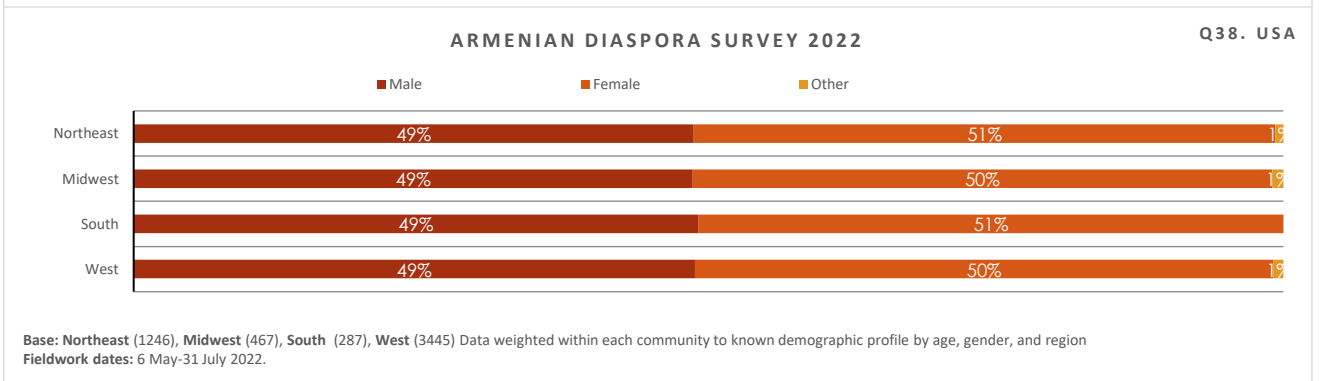
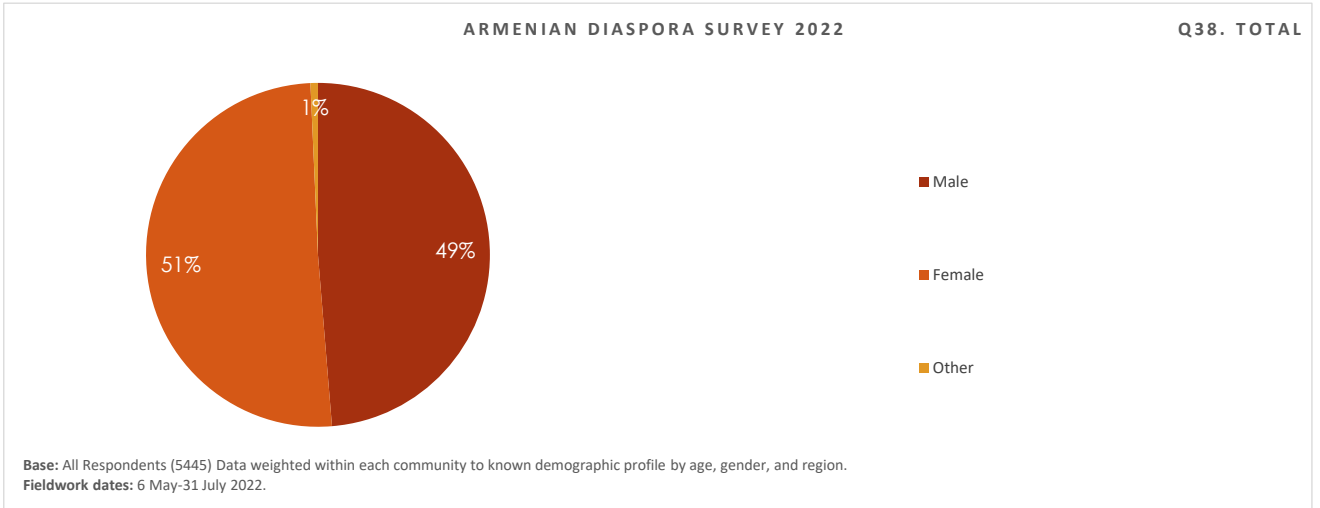


Base: All Respondents (814) Data weighted within each community to known demographic profile by age, gender, and region.  
Fieldwork dates: Ontario 6 May-31 July 2022.

| Question 38. Your gender. | Community |         | Age   |       |       |     | Gender |        |
|---------------------------|-----------|---------|-------|-------|-------|-----|--------|--------|
|                           | US        | Ontario | 18-24 | 25-34 | 35-54 | 55+ | Male   | Female |
| All answering             | 5405      | 814     | 55    | 104   | 301   | 342 | 381    | 433    |
| BASE                      | %         | %       | %     | %     | %     | %   | %      | %      |
| Male                      | 49        | 48      | 52    | 50    | 48    | 47  | 100    | 0      |
| Female                    | 50        | 51      | 48    | 49    | 51    | 53  | 0      | 100    |
| Other                     | 1         | 1       | 0     | 2     | 1     | 0   | 0      | 0      |

| Question 38. Your gender. | Community |         | First Arrived |          |                           |
|---------------------------|-----------|---------|---------------|----------|---------------------------|
|                           | US        | Ontario | You           | A parent | Grandparent / Earlier gen |
| All answering             | 5405      | 814     | 423           | 274      | 116                       |
| BASE                      | %         | %       | %             | %        | %                         |
| Male                      | 49        | 48      | 51            | 51       | 36                        |
| Female                    | 50        | 51      | 49            | 49       | 62                        |
| Other                     | 1         | 1       | 1             | 0        | 2                         |

Question 38. Your gender.



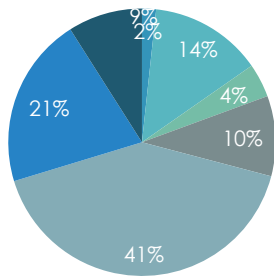
| Question 38. Your gender. | Community |         | US Regions |         |       |      | Age   |       |       |      |
|---------------------------|-----------|---------|------------|---------|-------|------|-------|-------|-------|------|
|                           | US        | Ontario | Northeast  | Midwest | South | West | 18-24 | 25-34 | 35-54 | 55+  |
| All answering             |           |         |            |         |       |      |       |       |       |      |
| BASE                      | 5445      | 818     | 1246       | 467     | 287   | 3445 | 650   | 1011  | 1769  | 1968 |
|                           | %         | %       | %          | %       | %     | %    | %     | %     | %     | %    |
| Male                      | 49        | 48      | 49         | 49      | 49    | 49   | 49    | 49    | 49    | 49   |
| Female                    | 50        | 51      | 51         | 50      | 51    | 50   | 50    | 50    | 51    | 51   |
| Other                     | 1         | 1       | 1          | 1       | 0     | 1    | 1     | 2     | 1     | 0    |

| Question 38. Your gender. | Community |         | Gender |        | First Arrived |          |                          |
|---------------------------|-----------|---------|--------|--------|---------------|----------|--------------------------|
|                           | US        | Ontario | Male   | Female | You           | A parent | Grandparent/ Earlier gen |
| All answering             |           |         |        |        |               |          |                          |
| BASE                      | 5445      | 818     | 2654   | 2744   | 1666          | 1794     | 1985                     |
|                           | %         | %       | %      | %      | %             | %        | %                        |
| Male                      | 49        | 48      | 100    | 0      | 52            | 50       | 45                       |
| Female                    | 50        | 51      | 0      | 100    | 48            | 49       | 54                       |
| Other                     | 1         | 1       | 0      | 0      | 0             | 1        | 1                        |

Question 39. What is your highest level of formal education completed?

ARMENIAN DIASPORA SURVEY 2022

Q39. TOTAL



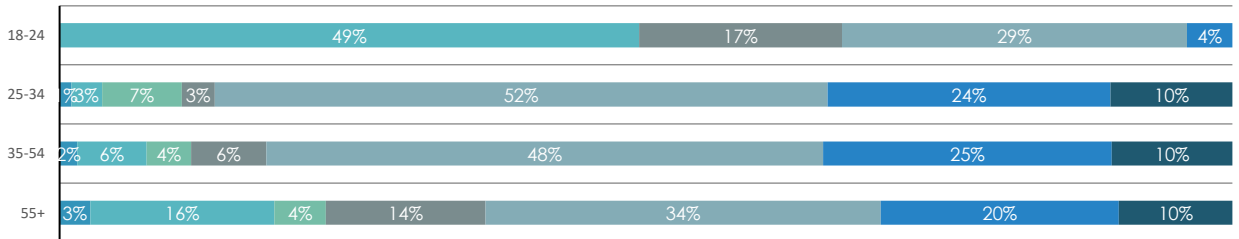
- Incomplete / less than secondary school
- Secondary or high school degree
- Vocational or craft training/ Associate's Degree
- Incomplete college or university education
- Bachelor's degree or equivalent
- Master's degree
- PhD or professional credential (medical, law, etc)

Base: All Respondents (815) Data weighted within each community to known demographic profile by age, gender, and region.  
Fieldwork dates: Ontario 6 May-31 July 2022.

ARMENIAN DIASPORA SURVEY 2022

Q39. USA

- Incomplete / less than secondary school
- Secondary or high school degree
- Vocational or craft training/ Associate's Degree
- Incomplete college or university education
- Bachelor's degree or equivalent
- Master's degree
- PhD or professional credential (medical, law, etc)



Base: All Respondents (815) Data weighted within each community to known demographic profile by age, gender, and region.  
Fieldwork dates: Ontario 6 May-31 July 2022.

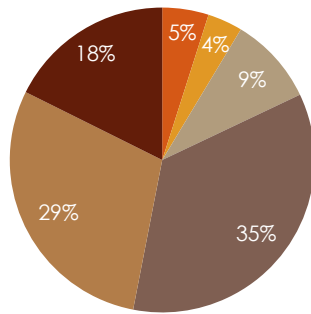
| Question 39. What is your highest level of formal education completed? | Community |         | Age   |       |       |     | Gender |        |
|--|-----------|---------|-------|-------|-------|-----|--------|--------|
|  | US        | Ontario | 18-24 | 25-34 | 35-54 | 55+ | Male   | Female |
| All answering  | 5432      | 815     | 55    | 106   | 301   | 341 | 381    | 429    |
| BASE   | %         | %       | %     | %     | %     | %   | %      | %      |
| Incomplete / less than secondary school                                | 0         | 2       | 0     | 1     | 2     | 3   | 3      | 0      |
| Secondary or high school degree  | 5         | 14      | 49    | 3     | 6     | 16  | 14     | 13     |
| Vocational or craft training/ Associate's Degree                       | 4         | 4       | 0     | 7     | 4     | 4   | 5      | 3      |
| Incomplete college or university education                             | 9         | 10      | 17    | 3     | 6     | 14  | 9      | 10     |
| Bachelor's degree or equivalent  | 35        | 41      | 29    | 52    | 48    | 34  | 38     | 44     |
| Master's degree  | 29        | 21      | 4     | 24    | 25    | 20  | 20     | 21     |
| PhD or professional credential (medical, law, etc)                     | 18        | 9       | 0     | 10    | 10    | 10  | 10     | 8      |

| Question 39. What is your highest level of formal education completed? | Community |         | First Arrived |          |                           |
|--|-----------|---------|---------------|----------|---------------------------|
|  | US        | Ontario | You           | A parent | Grandparent / Earlier gen |
| All answering  | 5432      | 815     | 422           | 274      | 118                       |
| BASE   | %         | %       | %             | %        | %                         |
| Incomplete / less than secondary school                                | 0         | 2       | 3             | 1        | 0                         |
| Secondary or high school degree  | 5         | 14      | 14            | 12       | 15                        |
| Vocational or craft training/ Associate's Degree                       | 4         | 4       | 5             | 3        | 4                         |
| Incomplete college or university education                             | 9         | 10      | 10            | 8        | 12                        |
| Bachelor's degree or equivalent  | 35        | 41      | 37            | 47       | 42                        |
| Master's degree  | 29        | 21      | 20            | 22       | 22                        |
| PhD or professional credential (medical, law, etc)                     | 18        | 9       | 11            | 8        | 5                         |

Question 39. What is your highest level of formal education completed?

ARMENIAN DIASPORA SURVEY 2022

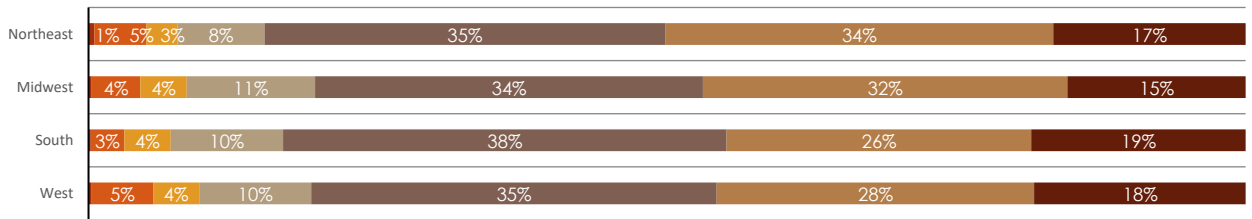
Q39. TOTAL



Base: All Respondents (5432) Data weighted within each community to known demographic profile by age, gender, and region. Fieldwork dates: 6 May-31 July 2022.

ARMENIAN DIASPORA SURVEY 2022

Q39. USA

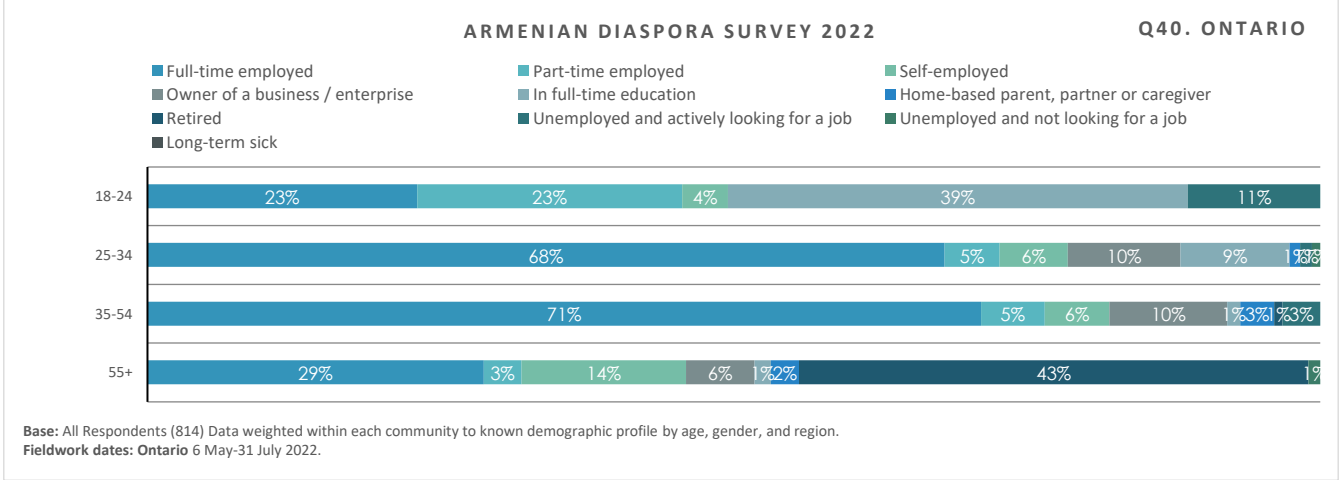
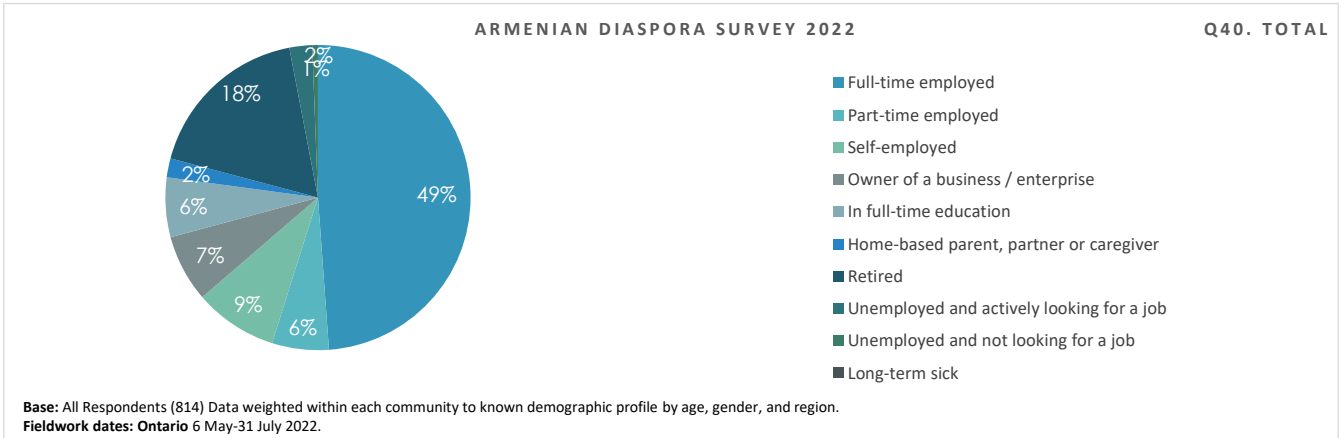


Base: Northeast (1927), Midwest (832), South (297), West (2376) Data weighted within each community to known demographic profile by age, gender, and region. Fieldwork dates: 6 May-31 July 2022.

| Question 39. What is your highest level of formal education completed? | Community   |            | US Regions |         |       |      | Age   |       |       |      |
|--|-------------|------------|------------|---------|-------|------|-------|-------|-------|------|
|  | US          | Ontario    | Northeast  | Midwest | South | West | 18-24 | 25-34 | 35-54 | 55+  |
| <b>All answering</b>   | <b>5432</b> | <b>815</b> | 1927       | 832     | 297   | 2376 | 331   | 739   | 1567  | 2741 |
| <b>BASE</b>  | <b>%</b>    | <b>%</b>   | %          | %       | %     | %    | %     | %     | %     | %    |
| Incomplete / less than secondary school                                | 0           | 2          | 1          | 0       | 0     | 0    | 1     | 0     | 0     | 1    |
| Secondary or high school degree  | 5           | 14         | 5          | 4       | 3     | 5    | 18    | 2     | 2     | 5    |
| Vocational or craft training/ Associate's Degree                       | 4           | 4          | 3          | 4       | 4     | 4    | 6     | 2     | 4     | 4    |
| Incomplete college or university education                             | 9           | 10         | 8          | 11      | 10    | 10   | 26    | 5     | 6     | 9    |
| Bachelor's degree or equivalent  | 35          | 41         | 35         | 34      | 38    | 35   | 42    | 41    | 32    | 32   |
| Master's degree  | 29          | 21         | 34         | 32      | 26    | 28   | 6     | 35    | 33    | 31   |
| PhD or professional credential (medical, law, etc)                     | 18          | 9          | 17         | 15      | 19    | 18   | 2     | 15    | 23    | 19   |

| Question 39. What is your highest level of formal education completed? | Community   |            | Gender |        | First Arrived |          |                           |
|--|-------------|------------|--------|--------|---------------|----------|---------------------------|
|  | US          | Ontario    | Male   | Female | You           | A parent | Grandparent / Earlier gen |
| <b>All answering</b>   | <b>5432</b> | <b>815</b> | 2340   | 3048   | 1652          | 1563     | 2217                      |
| <b>BASE</b>  | <b>%</b>    | <b>%</b>   | %      | %      | %             | %        | %                         |
| Incomplete / less than secondary school                                | 0           | 2          | 0      | 0      | 1             | 1        | 0                         |
| Secondary or high school degree  | 5           | 14         | 6      | 4      | 5             | 7        | 3                         |
| Vocational or craft training/ Associate's Degree                       | 4           | 4          | 3      | 4      | 4             | 3        | 4                         |
| Incomplete college or university education                             | 9           | 10         | 9      | 9      | 8             | 10       | 10                        |
| Bachelor's degree or equivalent  | 35          | 41         | 32     | 37     | 31            | 37       | 37                        |
| Master's degree  | 29          | 21         | 28     | 30     | 32            | 25       | 31                        |
| PhD or professional credential (medical, law, etc)                     | 18          | 9          | 20     | 15     | 20            | 18       | 16                        |

Question 40. What is your current employment status?



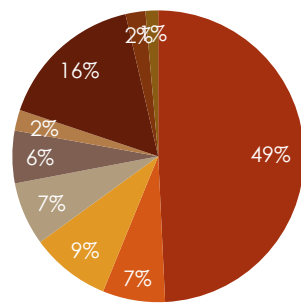
| Question 40. What is your current employment status? | Community |         | Age   |       |       |     | Gender |        |
|--|-----------|---------|-------|-------|-------|-----|--------|--------|
|  | US        | Ontario | 18-24 | 25-34 | 35-54 | 55+ | Male   | Female |
| All answering  | 5417      | 814     | 55    | 106   | 303   | 338 | 378    | 431    |
| BASE   | %         | %       | %     | %     | %     | %   | %      | %      |
| Full-time employed                                   | 49        | 49      | 23    | 68    | 71    | 29  | 48     | 49     |
| Part-time employed                                   | 7         | 6       | 23    | 5     | 5     | 3   | 3      | 8      |
| Self-employed  | 9         | 9       | 4     | 6     | 6     | 14  | 10     | 8      |
| Owner of a business / enterprise                     | 7         | 7       | 0     | 10    | 10    | 6   | 11     | 3      |
| In full-time education                               | 6         | 6       | 39    | 9     | 1     | 1   | 6      | 7      |
| Home-BASEd parent, partner or caregiver              | 2         | 2       | 0     | 1     | 3     | 2   | 0      | 4      |
| Retired  | 16        | 18      | 0     | 0     | 1     | 43  | 18     | 18     |
| Unemployed and actively looking for a job            | 2         | 2       | 11    | 1     | 3     | 0   | 3      | 2      |
| Unemployed and not looking for a job                 | 1         | 1       | 0     | 1     | 0     | 1   | 0      | 1      |
| Long-term sick                                       | 0         | 0       | 0     | 0     | 0     | 0   | 0      | 0      |

| Question 40. What is your current employment status? | Community |         | First Arrived |          |                           |
|--|-----------|---------|---------------|----------|---------------------------|
|  | US        | Ontario | You           | A parent | Grandparent / Earlier gen |
| All answering  | 5417      | 814     | 421           | 273      | 119                       |
| BASE   | %         | %       | %             | %        | %                         |
| Full-time employed                                   | 49        | 49      | 43            | 54       | 56                        |
| Part-time employed                                   | 7         | 6       | 7             | 5        | 7                         |
| Self-employed  | 9         | 9       | 10            | 8        | 5                         |
| Owner of a business / enterprise                     | 7         | 7       | 5             | 10       | 6                         |
| In full-time education                               | 6         | 6       | 3             | 11       | 6                         |
| Home-BASEd parent, partner or caregiver              | 2         | 2       | 2             | 2        | 3                         |
| Retired  | 16        | 18      | 27            | 8        | 11                        |
| Unemployed and actively looking for a job            | 2         | 2       | 2             | 3        | 5                         |
| Unemployed and not looking for a job                 | 1         | 1       | 1             | 0        | 2                         |
| Long-term sick                                       | 0         | 0       | 0             | 0        | 0                         |

Question 40. What is your current employment status?

ARMENIAN DIASPORA SURVEY 2022

Q40. TOTAL



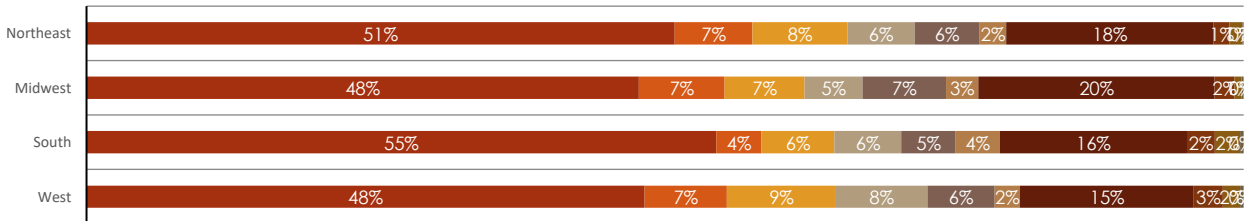
- Full-time employed
- Part-time employed
- Self-employed
- Owner of a business / enterprise
- In full-time education
- Home-based parent, partner or caregiver
- Retired
- Unemployed and actively looking for a job
- Unemployed and not looking for a job
- Long-term sick

Base: All Respondents (5417) Data weighted within each community to known demographic profile by age, gender, and region.  
Fieldwork dates: 6 May-31 July 2022.

ARMENIAN DIASPORA SURVEY 2022

Q40. USA

- Full-time employed
- Part-time employed
- Self-employed
- Owner of a business / enterprise
- In full-time education
- Home-based parent, partner or caregiver
- Retired
- Unemployed and actively looking for a job
- Unemployed and not looking for a job
- Long-term sick



Base: Northeast (1915), Midwest (834), South (295), West (2373) Data weighted within each community to known demographic profile by age, gender, and region.  
Fieldwork dates: 6 May-31 July 2022.

| Question 40. What is your current employment status? | Community |         | US Regions |         |       |      | Age   |       |       |      |
|--|-----------|---------|------------|---------|-------|------|-------|-------|-------|------|
|  | US        | Ontario | Northeast  | Midwest | South | West | 18-24 | 25-34 | 35-54 | 55+  |
| All answering  | 5417      | 814     | 1915       | 834     | 295   | 2373 | 329   | 739   | 1562  | 2736 |
| BASE   | %         | %       | %          | %       | %     | %    | %     | %     | %     | %    |
| Full-time employed                                   | 49        | 49      | 51         | 48      | 55    | 48   | 24    | 71    | 69    | 28   |
| Part-time employed                                   | 7         | 6       | 7          | 7       | 4     | 7    | 23    | 5     | 4     | 5    |
| Self-employed  | 9         | 9       | 8          | 7       | 6     | 9    | 4     | 6     | 9     | 11   |
| Owner of a business / enterprise                     | 7         | 7       | 6          | 5       | 6     | 8    | 2     | 6     | 10    | 7    |
| In full-time education                               | 6         | 6       | 6          | 7       | 5     | 6    | 33    | 7     | 1     | 1    |
| Home-based parent, partner or caregiver              | 2         | 2       | 2          | 3       | 4     | 2    | 0     | 1     | 4     | 2    |
| Retired  | 16        | 18      | 18         | 20      | 16    | 15   | 0     | 0     | 1     | 44   |
| Unemployed and actively looking for a job            | 2         | 2       | 1          | 2       | 2     | 3    | 10    | 3     | 1     | 0    |
| Unemployed and not looking for a job                 | 1         | 1       | 1          | 1       | 2     | 2    | 5     | 1     | 1     | 1    |
| Long-term sick                                       | 0         | 0       | 0          | 0       | 0     | 0    | 0     | 0     | 0     | 0    |

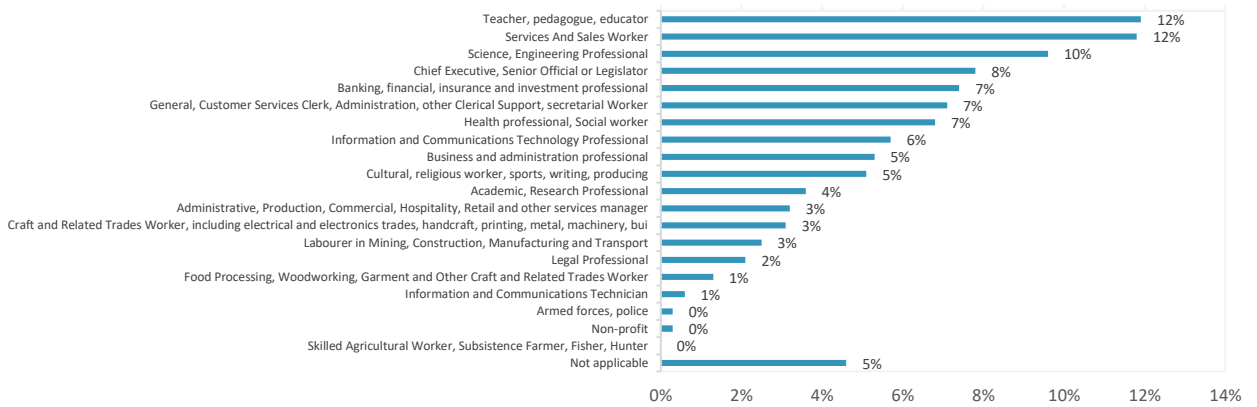
| Question 40. What is your current employment status? | Community |         | Gender |        | First Arrived |          |                           |
|--|-----------|---------|--------|--------|---------------|----------|---------------------------|
|  | US        | Ontario | Male   | Female | You           | A parent | Grandparent / Earlier gen |
| All answering  | 5417      | 814     | 2333   | 3040   | 1641          | 1562     | 2214                      |
| BASE   | %         | %       | %      | %      | %             | %        | %                         |
| Full-time employed                                   | 49        | 49      | 50     | 49     | 49            | 49       | 49                        |
| Part-time employed                                   | 7         | 6       | 5      | 9      | 5             | 8        | 8                         |
| Self-employed  | 9         | 9       | 10     | 8      | 11            | 8        | 8                         |
| Owner of a business / enterprise                     | 7         | 7       | 10     | 5      | 8             | 7        | 6                         |
| In full-time education                               | 6         | 6       | 6      | 6      | 4             | 9        | 5                         |
| Home-based parent, partner or caregiver              | 2         | 2       | 0      | 5      | 3             | 2        | 2                         |
| Retired  | 16        | 18      | 16     | 16     | 18            | 12       | 19                        |
| Unemployed and actively looking for a job            | 2         | 2       | 2      | 2      | 1             | 4        | 2                         |
| Unemployed and not looking for a job                 | 1         | 1       | 1      | 2      | 1             | 2        | 1                         |
| Long-term sick                                       | 0         | 0       | 0      | 0      | 0             | 0        | 0                         |



Question 41. Thinking about your main job: what work do you do or what work did you do at your last job? If retired, state former occupation(s).

ARMENIAN DIASPORA SURVEY 2022

Q41. TOTAL



Base: All Respondents (736) Data weighted within each community to known demographic profile by age, gender, and region. Fieldwork dates: Ontario 6 May-31 July 2022.

| Question 41. Thinking about your main job: what work do you do or what work did you do at your last job? If retired, state former occupation(s). | Community   |            | Age   |       |       |     | Gender |        |
|--|-------------|------------|-------|-------|-------|-----|--------|--------|
|  | US          | Ontario    | 18-24 | 25-34 | 35-54 | 55+ | Male   | Female |
| <b>All answering</b>   |             |            |       |       |       |     |        |        |
| <b>BASE</b>  | <b>4902</b> | <b>736</b> | 66    | 126   | 234   | 304 | 360    | 372    |
|  | %           | %          | %     | %     | %     | %   | %      | %      |
| Teacher, pedagogue, educator   | 11          | 12         | 20    | 10    | 10    | 12  | 5      | 18     |
| Health professional, Social worker   | 11          | 12         | 22    | 10    | 9     | 13  | 12     | 12     |
| Science, Engineering Professional  | 8           | 10         | 5     | 13    | 9     | 10  | 16     | 3      |
| Services And Sales Worker  | 8           | 8          | 0     | 4     | 9     | 10  | 9      | 7      |
| Banking, financial, insurance and investment professional  | 8           | 7          | 0     | 5     | 10    | 8   | 6      | 9      |
| Academic, Research Professional  | 7           | 7          | 13    | 4     | 9     | 6   | 4      | 10     |
| Legal Professional   | 7           | 7          | 4     | 9     | 6     | 8   | 4      | 9      |
| Chief Executive, Senior Official or Legislator   | 6           | 6          | 0     | 9     | 9     | 3   | 8      | 4      |
| Business and administration professional   | 6           | 5          | 5     | 7     | 7     | 3   | 6      | 5      |
| Information and Communications Technology Professional   | 6           | 5          | 11    | 6     | 4     | 4   | 6      | 4      |
| Cultural, religious worker, sports, writing, producing   | 5           | 4          | 0     | 6     | 2     | 5   | 3      | 4      |
| General, Customer Services Clerk, Administration, other Clerical Support, secretarial Worker   | 4           | 3          | 0     | 3     | 3     | 4   | 2      | 4      |
| Administrative, Production, Commercial, Hospitality, Retail and other services manager   | 3           | 3          | 3     | 1     | 3     | 4   | 6      | 1      |
| Labourer in Mining, Construction, Manufacturing and Transport  | 2           | 3          | 2     | 2     | 2     | 3   | 5      | 1      |
| Craft and Related Trades Worker, including electrical and electronics trades, handcraft, printing, metal, machinery, bui                         | 1           | 2          | 0     | 4     | 4     | 1   | 2      | 2      |
| Food Processing, Woodworking, Garment and Other Craft and Related Trades Worker  | 1           | 1          | 3     | 0     | 1     | 2   | 2      | 1      |
| Non-profit   | 1           | 1          | 0     | 1     | 0     | 1   | 1      | 0      |
| Armed forces, police   | 0           | 0          | 0     | 1     | 0     | 0   | 0      | 0      |
| Skilled Agricultural Worker, Subsistence Farmer, Fisher, Hunter  | 0           | 0          | 0     | 0     | 0     | 0   | 0      | 1      |
| Information and Communications Technician  | 0           | 0          | 0     | 0     | 0     | 0   | 0      | 0      |
| Not applicable   | 5           | 5          | 15    | 5     | 3     | 4   | 4      | 6      |

| Question 41. Thinking about your main job: what work do you do or what work did you do at your last job? If retired, state former occupation(s). | Community   |            | First Arrived |          |                           |
|--|-------------|------------|---------------|----------|---------------------------|
|  | US          | Ontario    | You           | A parent | Grandparent / Earlier gen |
| <b>All answering</b>   |             |            |               |          |                           |
| <b>BASE</b>  | <b>4902</b> | <b>736</b> | 366           | 257      | 112                       |
|  | %           | %          | %             | %        | %                         |
| Teacher, pedagogue, educator   | 11          | 12         | 13            | 9        | 18                        |
| Health professional, Social worker   | 11          | 12         | 11            | 13       | 13                        |
| Science, Engineering Professional  | 8           | 10         | 11            | 9        | 5                         |
| Services And Sales Worker  | 8           | 8          | 9             | 6        | 7                         |
| Banking, financial, insurance and investment professional  | 8           | 7          | 8             | 7        | 6                         |
| Academic, Research Professional  | 7           | 7          | 7             | 7        | 7                         |
| Legal Professional   | 7           | 7          | 7             | 7        | 7                         |
| Chief Executive, Senior Official or Legislator   | 6           | 6          | 5             | 8        | 4                         |
| Business and administration professional   | 6           | 5          | 5             | 6        | 7                         |
| Information and Communications Technology Professional   | 6           | 5          | 3             | 7        | 7                         |
| Cultural, religious worker, sports, writing, producing   | 5           | 4          | 4             | 4        | 3                         |
| General, Customer Services Clerk, Administration, other Clerical Support, secretarial Worker   | 4           | 3          | 3             | 3        | 3                         |
| Administrative, Production, Commercial, Hospitality, Retail and other services manager   | 3           | 3          | 3             | 3        | 3                         |
| Labourer in Mining, Construction, Manufacturing and Transport  | 2           | 3          | 3             | 2        | 3                         |
| Craft and Related Trades Worker, including electrical and electronics trades, handcraft, printing, metal, machinery, bui                         | 1           | 2          | 1             | 5        | 0                         |
| Food Processing, Woodworking, Garment and Other Craft and Related Trades Worker  | 1           | 1          | 2             | 1        | 1                         |
| Non-profit   | 1           | 1          | 1             | 0        | 0                         |
| Armed forces, police   | 0           | 0          | 0             | 1        | 0                         |
| Skilled Agricultural Worker, Subsistence Farmer, Fisher, Hunter  | 0           | 0          | 0             | 0        | 0                         |
| Information and Communications Technician  | 0           | 0          | 0             | 0        | 0                         |
| Not applicable   | 5           | 5          | 5             | 4        | 6                         |

Question 41. Thinking about your main job: what work do you do or what work did you do at your last job? If retired, state former occupation(s).

ARMENIAN DIASPORA SURVEY 2022

Q41. TOTAL



Base: All Respondents (4902) Data weighted within each community to known demographic profile by age, gender, and region. Fieldwork dates: 6 May-31 July 2022.

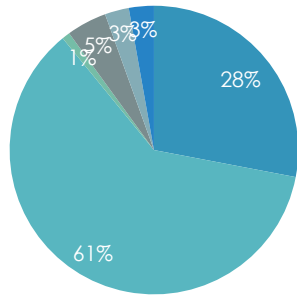
| Question 41. Thinking about your main job: what work do you do or what work did you do at your last job? If retired, state former occupation(s). | Community |         | US Regions |         |       |      | Age   |       |       |      |
|--|-----------|---------|------------|---------|-------|------|-------|-------|-------|------|
|  | US        | Ontario | Northeast  | Midwest | South | West | 18-24 | 25-34 | 35-54 | 55+  |
| All answering  | 4902      | 736     | 1107       | 419     | 265   | 3112 | 513   | 923   | 1609  | 1826 |
| BASE   | %         | %       | %          | %       | %     | %    | %     | %     | %     | %    |
| Teacher, pedagogue, educator   | 11        | 12      | 12         | 13      | 11    | 11   | 8     | 8     | 10    | 15   |
| Health professional, Social worker   | 11        | 12      | 8          | 12      | 10    | 12   | 8     | 12    | 12    | 11   |
| Science, Engineering Professional  | 8         | 10      | 7          | 9       | 8     | 8    | 8     | 9     | 6     | 9    |
| Services And Sales Worker  | 8         | 8       | 8          | 8       | 9     | 8    | 12    | 6     | 7     | 9    |
| Banking, financial, insurance and investment professional  | 8         | 7       | 10         | 6       | 3     | 7    | 4     | 7     | 10    | 7    |
| Academic, Research Professional  | 7         | 7       | 7          | 8       | 7     | 7    | 6     | 7     | 7     | 7    |
| Legal Professional   | 7         | 7       | 6          | 4       | 4     | 7    | 4     | 8     | 9     | 4    |
| Chief Executive, Senior Official or Legislator   | 6         | 6       | 6          | 6       | 6     | 7    | 1     | 4     | 8     | 8    |
| Business and administration professional   | 6         | 5       | 7          | 6       | 7     | 6    | 6     | 9     | 6     | 5    |
| Information and Communications Technology Professional   | 6         | 5       | 7          | 6       | 5     | 6    | 4     | 7     | 7     | 5    |
| Cultural, religious worker, sports, writing, producing   | 5         | 4       | 5          | 4       | 3     | 5    | 5     | 6     | 4     | 6    |
| General, Customer Services Clerk, Administration, other Clerical Support, secretarial Worker   | 4         | 3       | 5          | 5       | 6     | 4    | 6     | 3     | 5     | 5    |
| Administrative, Production, Commercial, Hospitality, Retail and other services manager   | 3         | 3       | 3          | 2       | 5     | 2    | 3     | 3     | 2     | 3    |
| Labourer in Mining, Construction, Manufacturing and Transport  | 2         | 3       | 2          | 3       | 4     | 2    | 2     | 2     | 2     | 2    |
| Craft and Related Trades Worker, including electrical and electronics trades, handcraft, printing, metal, machinery, bui                         | 1         | 2       | 2          | 1       | 2     | 1    | 0     | 3     | 0     | 2    |
| Food Processing, Woodworking, Garment and Other Craft and Related Trades Worker  | 1         | 1       | 2          | 2       | 2     | 1    | 1     | 2     | 1     | 1    |
| Non-profit   | 1         | 1       | 1          | 1       | 1     | 1    | 0     | 2     | 1     | 0    |
| Armed forces, police   | 0         | 0       | 1          | 1       | 2     | 0    | 0     | 1     | 1     | 0    |
| Skilled Agricultural Worker, Subsistence Farmer, Fisher, Hunter  | 0         | 0       | 0          | 1       | 1     | 0    | 1     | 0     | 0     | 0    |
| Information and Communications Technician  | 0         | 0       | 0          | 1       | 0     | 0    | 1     | 0     | 0     | 0    |
| Not applicable   | 5         | 5       | 5          | 6       | 8     | 4    | 20    | 3     | 3     | 3    |

| Question 41. Thinking about your main job: what work do you do or what work did you do at your last job? If retired, state former occupation(s). | Community |         | Gender |        | First Arrived |          |                           |
|--|-----------|---------|--------|--------|---------------|----------|---------------------------|
|  | US        | Ontario | Male   | Female | You           | A parent | Grandparent / Earlier gen |
| All answering  | 4902      | 736     | 2410   | 2454   | 1479          | 1615     | 1809                      |
| BASE   | %         | %       | %      | %      | %             | %        | %                         |
| Teacher, pedagogue, educator   | 11        | 12      | 6      | 16     | 9             | 12       | 13                        |
| Health professional, Social worker   | 11        | 12      | 9      | 13     | 13            | 11       | 10                        |
| Science, Engineering Professional  | 8         | 10      | 12     | 4      | 11            | 7        | 6                         |
| Services And Sales Worker  | 8         | 8       | 8      | 7      | 8             | 9        | 7                         |
| Banking, financial, insurance and investment professional  | 8         | 7       | 9      | 6      | 8             | 8        | 7                         |
| Academic, Research Professional  | 7         | 7       | 6      | 8      | 7             | 7        | 7                         |
| Legal Professional   | 7         | 7       | 6      | 7      | 5             | 8        | 7                         |
| Chief Executive, Senior Official or Legislator   | 6         | 6       | 7      | 5      | 7             | 5        | 7                         |
| Business and administration professional   | 6         | 5       | 7      | 6      | 5             | 7        | 7                         |
| Information and Communications Technology Professional   | 6         | 5       | 7      | 5      | 6             | 7        | 5                         |
| Cultural, religious worker, sports, writing, producing   | 5         | 4       | 5      | 5      | 4             | 5        | 6                         |
| General, Customer Services Clerk, Administration, other Clerical Support, secretarial Worker   | 4         | 3       | 2      | 6      | 5             | 4        | 4                         |
| Administrative, Production, Commercial, Hospitality, Retail and other services manager   | 3         | 3       | 2      | 3      | 2             | 3        | 3                         |
| Labourer in Mining, Construction, Manufacturing and Transport  | 2         | 3       | 3      | 1      | 2             | 2        | 2                         |
| Craft and Related Trades Worker, including electrical and electronics trades, handcraft, printing, metal, machinery, bui                         | 1         | 2       | 2      | 1      | 1             | 1        | 1                         |
| Food Processing, Woodworking, Garment and Other Craft and Related Trades Worker  | 1         | 1       | 1      | 2      | 1             | 1        | 1                         |
| Non-profit   | 1         | 1       | 1      | 1      | 0             | 1        | 1                         |
| Armed forces, police   | 0         | 0       | 1      | 0      | 0             | 1        | 1                         |
| Skilled Agricultural Worker, Subsistence Farmer, Fisher, Hunter  | 0         | 0       | 0      | 0      | 0             | 0        | 1                         |
| Information and Communications Technician  | 0         | 0       | 0      | 0      | 0             | 0        | 0                         |
| Not applicable   | 5         | 5       | 5      | 5      | 5             | 5        | 4                         |

Question 42. What is your current marital status?

ARMENIAN DIASPORA SURVEY 2022

Q42. TOTAL



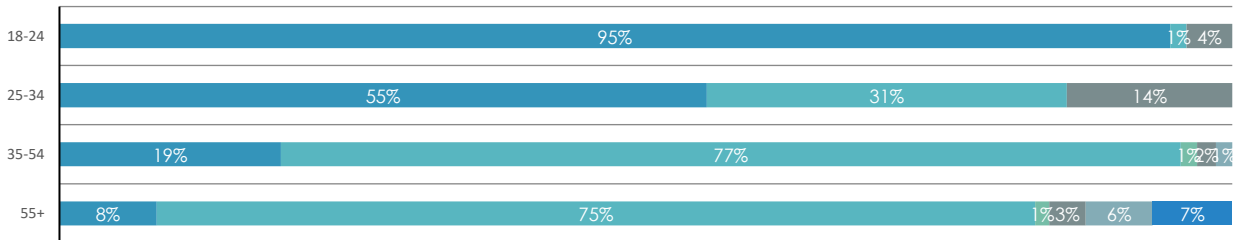
- Single
- Married
- Married but separated
- Living with partner
- Divorced
- Widowed

Base: All Respondents (817) Data weighted within each community to known demographic profile by age, gender, and region.  
Fieldwork dates: Ontario 6 May-31 July 2022.

ARMENIAN DIASPORA SURVEY 2022

Q42. ONTARIO

- Single
- Married
- Married but separated
- Living with partner
- Divorced
- Widowed

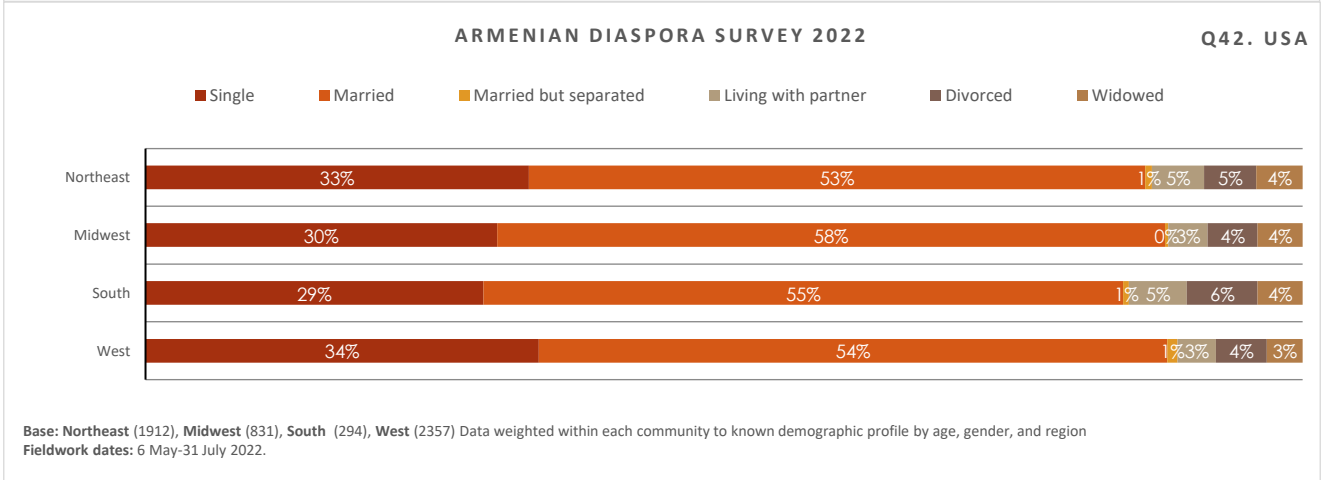
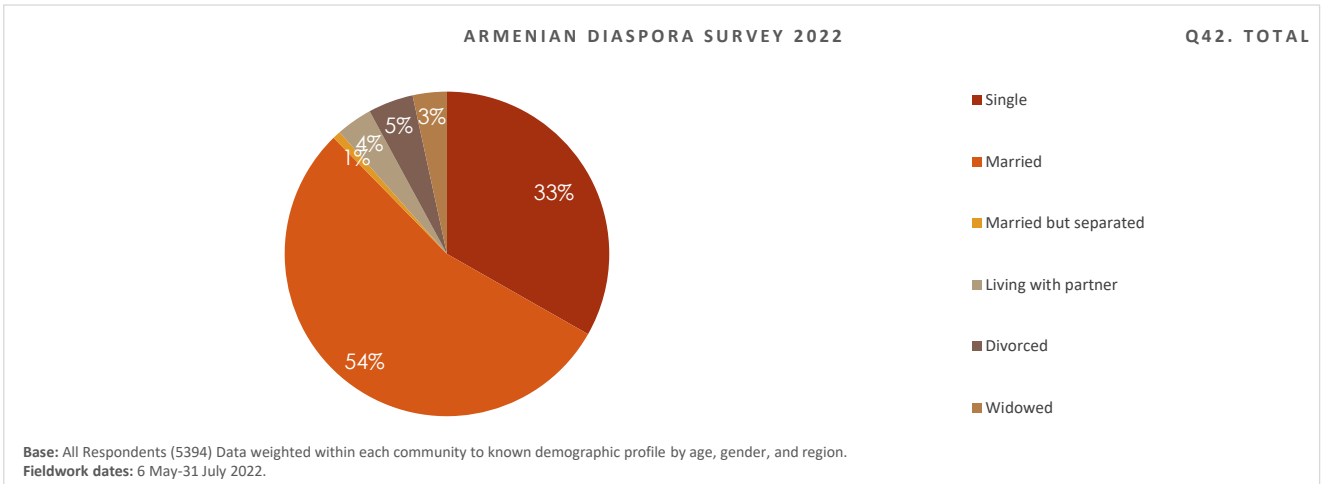


Base: All Respondents (817) Data weighted within each community to known demographic profile by age, gender, and region.  
Fieldwork dates: Ontario 6 May-31 July 2022.

| Question 42. What is your current marital status? | Community |         | Age   |       |       |     | Gender |        |
|---|-----------|---------|-------|-------|-------|-----|--------|--------|
|   | US        | Ontario | 18-24 | 25-34 | 35-54 | 55+ | Male   | Female |
| All answering                                     | 5394      | 817     | 55    | 106   | 303   | 342 | 380    | 432    |
| BASE  | %         | %       | %     | %     | %     | %   | %      | %      |
| Single  | 33        | 28      | 95    | 55    | 19    | 8   | 28     | 27     |
| Married   | 54        | 61      | 1     | 31    | 77    | 75  | 61     | 62     |
| Married but separated                             | 1         | 1       | 0     | 0     | 1     | 1   | 1      | 1      |
| Living with partner                               | 4         | 5       | 4     | 14    | 2     | 3   | 6      | 3      |
| Divorced  | 5         | 3       | 0     | 0     | 1     | 6   | 2      | 3      |
| Widowed   | 3         | 3       | 0     | 0     | 0     | 7   | 2      | 4      |

| Question 42. What is your current marital status? | Community |         | First Arrived |          |                           |
|---|-----------|---------|---------------|----------|---------------------------|
|   | US        | Ontario | You           | A parent | Grandparent / Earlier gen |
| All answering                                     | 5394      | 817     | 423           | 274      | 119                       |
| BASE  | %         | %       | %             | %        | %                         |
| Single  | 33        | 28      | 16            | 39       | 42                        |
| Married   | 54        | 61      | 72            | 52       | 46                        |
| Married but separated                             | 1         | 1       | 0             | 1        | 2                         |
| Living with partner                               | 4         | 5       | 4             | 5        | 6                         |
| Divorced  | 5         | 3       | 3             | 3        | 1                         |
| Widowed   | 3         | 3       | 4             | 1        | 3                         |

Question 42. What is your current marital status?

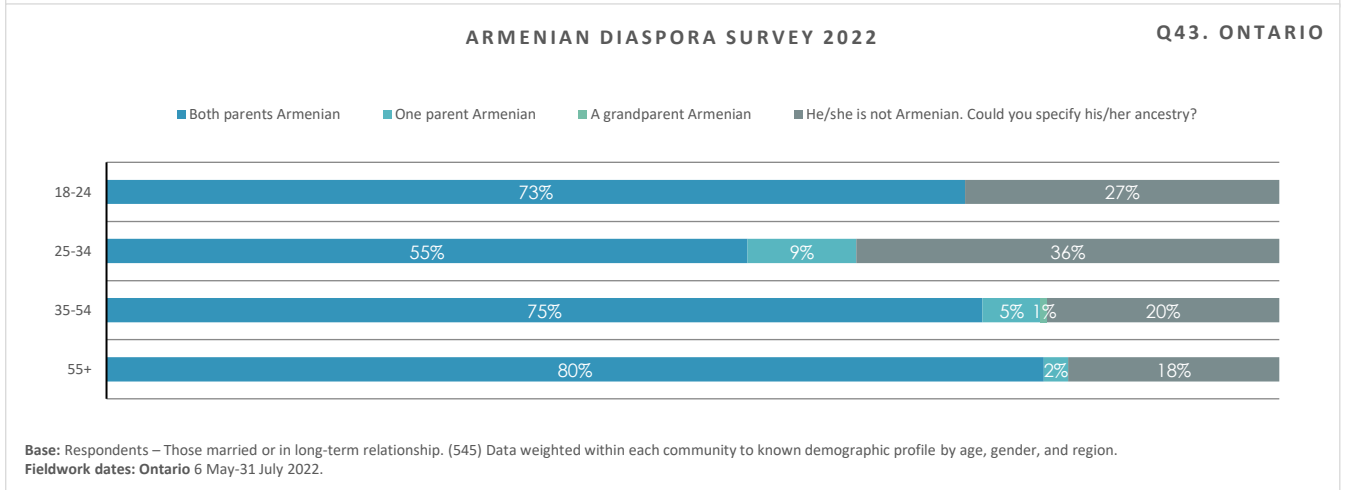
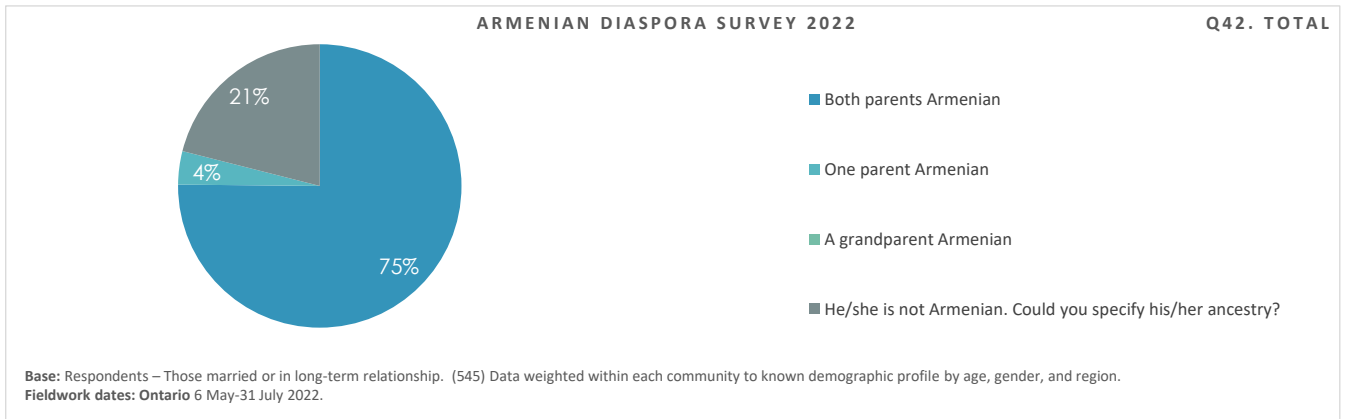


| Question 42. What is your current marital status? | Community |         | US Regions |         |       |      | Age   |       |       |      |
|---|-----------|---------|------------|---------|-------|------|-------|-------|-------|------|
|   | US        | Ontario | Northeast  | Midwest | South | West | 18-24 | 25-34 | 35-54 | 55+  |
| All answering                                     |           |         |            |         |       |      |       |       |       |      |
| BASE  | 5394      | 817     | 1912       | 831     | 294   | 2357 | 325   | 734   | 1551  | 2734 |
|   | %         | %       | %          | %       | %     | %    | %     | %     | %     | %    |
| Single  | 33        | 28      | 33         | 30      | 29    | 34   | 97    | 62    | 18    | 11   |
| Married   | 54        | 61      | 53         | 58      | 55    | 54   | 1     | 29    | 73    | 69   |
| Married but separated                             | 1         | 1       | 1          | 0       | 1     | 1    | 0     | 0     | 1     | 1    |
| Living with partner                               | 4         | 5       | 5          | 3       | 5     | 3    | 2     | 8     | 4     | 2    |
| Divorced  | 5         | 3       | 5          | 4       | 6     | 4    | 0     | 1     | 4     | 9    |
| Widowed   | 3         | 3       | 4          | 4       | 4     | 3    | 0     | 0     | 0     | 9    |

| Question 42. What is your current marital status? | Community |         | Gender |        | First Arrived |          |                           |
|---|-----------|---------|--------|--------|---------------|----------|---------------------------|
|   | US        | Ontario | Male   | Female | You           | A parent | Grandparent / Earlier gen |
| All answering                                     |           |         |        |        |               |          |                           |
| BASE  | 5394      | 817     | 2333   | 3019   | 1641          | 1560     | 2193                      |
|   | %         | %       | %      | %      | %             | %        | %                         |
| Single  | 33        | 28      | 34     | 32     | 18            | 44       | 36                        |
| Married   | 54        | 61      | 57     | 53     | 69            | 45       | 51                        |
| Married but separated                             | 1         | 1       | 1      | 1      | 1             | 1        | 1                         |
| Living with partner                               | 4         | 5       | 3      | 4      | 3             | 4        | 4                         |
| Divorced  | 5         | 3       | 4      | 6      | 6             | 4        | 5                         |
| Widowed   | 3         | 3       | 2      | 5      | 4             | 3        | 3                         |

Question 43. If married or in long-term relationship, which best describes your current/most recent spouse's/partner's ancestry?

Those who are married or in long-term relationship.

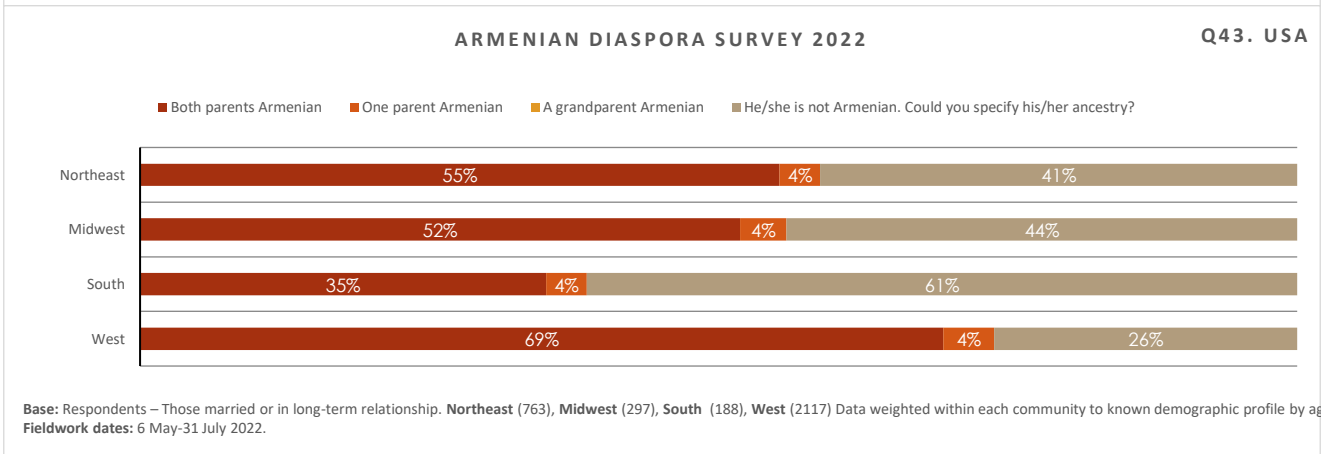
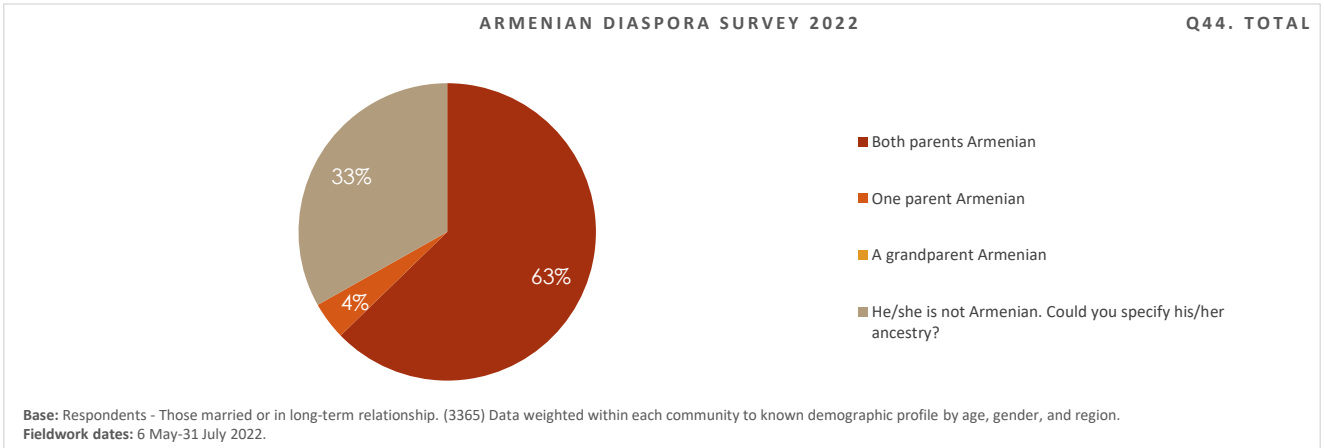


| Question 43. If married or in long-term relationship, which best describes your current/most recent spouse's/partner's ancestry? | Community   |            | Age   |       |       |     | Gender |        |
|--|-------------|------------|-------|-------|-------|-----|--------|--------|
|  | US          | Ontario    | 18-24 | 25-34 | 35-54 | 55+ | Male   | Female |
| Those married or in long-term relationship   |             |            |       |       |       |     |        |        |
| <b>BASE</b>  | <b>3365</b> | <b>545</b> | 4     | 55    | 204   | 271 | 260    | 284    |
|  | %           | %          | %     | %     | %     | %   | %      | %      |
| Both parents Armenian  | 63          | 75         | 73    | 55    | 75    | 80  | 71     | 79     |
| One parent Armenian  | 4           | 4          | 0     | 9     | 5     | 2   | 5      | 3      |
| A grandparent Armenian   | 0           | 0          | 0     | 0     | 1     | 0   | 0      | 0      |
| He/she is not Armenian. Could you specify his/her ancestry?  | 33          | 21         | 27    | 36    | 20    | 18  | 23     | 19     |

| Question 43. If married or in long-term relationship, which best describes your current/most recent spouse's/partner's ancestry? | Community   |            | First Arrived |          |                           |
|--|-------------|------------|---------------|----------|---------------------------|
|  | US          | Ontario    | You           | A parent | Grandparent / Earlier gen |
| Those married or in long-term relationship   |             |            |               |          |                           |
| <b>BASE</b>  | <b>3365</b> | <b>545</b> | 315           | 165      | 65                        |
|  | %           | %          | %             | %        | %                         |
| Both parents Armenian  | 63          | 75         | 84            | 63       | 64                        |
| One parent Armenian  | 4           | 4          | 3             | 6        | 6                         |
| A grandparent Armenian   | 0           | 0          | 0             | 1        | 0                         |
| He/she is not Armenian. Could you specify his/her ancestry?  | 33          | 21         | 14            | 31       | 31                        |

Question 43. If married or in long-term relationship, which best describes your current/most recent spouse's/partner's ancestry?

Those who are married or in long-term relationship.



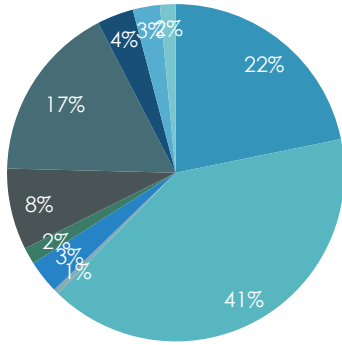
| Question 43. If married or in long-term relationship, which best describes your current/most recent spouse's/partner's ancestry? | Community   |            | US Regions |         |       |      | Age   |       |       |      |
|--|-------------|------------|------------|---------|-------|------|-------|-------|-------|------|
|  | US          | Ontario    | Northeast  | Midwest | South | West | 18-24 | 25-34 | 35-54 | 55+  |
| Those married or in long-term relationship   | US          | Ontario    | Northeast  | Midwest | South | West | 18-24 | 25-34 | 35-54 | 55+  |
| <b>BASE</b>  | <b>3365</b> | <b>545</b> | 763        | 297     | 188   | 2117 | 29    | 384   | 1396  | 1529 |
|  | %           | %          | %          | %       | %     | %    | %     | %     | %     | %    |
| <b>Both parents Armenian</b>   | <b>63</b>   | <b>75</b>  | 55         | 52      | 35    | 69   | 41    | 56    | 64    | 64   |
| <b>One parent Armenian</b>   | <b>4</b>    | <b>4</b>   | 4          | 4       | 4     | 4    | 0     | 3     | 5     | 4    |
| <b>A grandparent Armenian</b>  | <b>0</b>    | <b>0</b>   | 0          | 0       | 0     | 0    | 0     | 0     | 0     | 0    |
| <b>He/she is not Armenian. Could you specify his/her ancestry?</b>   | <b>33</b>   | <b>21</b>  | 41         | 44      | 61    | 26   | 59    | 41    | 31    | 32   |

| Question 43. If married or in long-term relationship, which best describes your current/most recent spouse's/partner's ancestry? | Community   |            | Gender |        | First Arrived |          |                           |
|--|-------------|------------|--------|--------|---------------|----------|---------------------------|
|  | US          | Ontario    | Male   | Female | You           | A parent | Grandparent / Earlier gen |
| Those married or in long-term relationship   | US          | Ontario    | Male   | Female | You           | A parent | Grandparent / Earlier gen |
| <b>BASE</b>  | <b>3365</b> | <b>545</b> | 1639   | 1705   | 1271          | 937      | 1156                      |
|  | %           | %          | %      | %      | %             | %        | %                         |
| <b>Both parents Armenian</b>   | <b>63</b>   | <b>75</b>  | 64     | 61     | 76            | 63       | 47                        |
| <b>One parent Armenian</b>   | <b>4</b>    | <b>4</b>   | 5      | 4      | 4             | 5        | 5                         |
| <b>A grandparent Armenian</b>  | <b>0</b>    | <b>0</b>   | 0      | 0      | 0             | 0        | 0                         |
| <b>He/she is not Armenian. Could you specify his/her ancestry?</b>   | <b>33</b>   | <b>21</b>  | 31     | 35     | 20            | 32       | 48                        |

Question 44. When completing forms or questionnaires, which category of race do you usually select?

ARMENIAN DIASPORA SURVEY 2022

Q44. TOTAL



- White and I add nothing
- White and I specify "Armenian" if option available
- Black and I add nothing
- Black and I specify "Armenian" if option available
- Asian and I add nothing
- Asian and I specify "Armenian" if option available
- Hispanic / Latino/a and I add nothing
- Hispanic / Latino/a and I specify "Armenian" if option available
- Middle East North African (MENA) and I add nothing
- Middle East North African (MENA) and I specify "Armenian" if option available
- I select "Other" and I specify "Armenian"
- I leave the question blank
- Don't know
- I do something else (please specify)

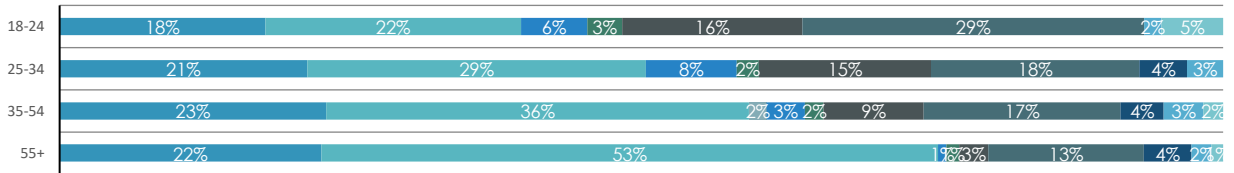
Base: All Respondents (762) Data weighted within each community to known demographic profile by age, gender, and region.  
Fieldwork dates: Ontario 6 May-31 July 2022.

ARMENIAN DIASPORA SURVEY 2022

Q44. ONTARIO

- White and I add nothing
- Black and I add nothing
- Asian and I add nothing
- Hispanic / Latino/a and I add nothing
- Middle East North African (MENA) and I add nothing
- I select "Other" and I specify "Armenian"
- Don't know

- White and I specify "Armenian" if option available
- Black and I specify "Armenian" if option available
- Asian and I specify "Armenian" if option available
- Hispanic / Latino/a and I specify "Armenian" if option available
- Middle East North African (MENA) and I specify "Armenian" if option available
- I leave the question blank
- I do something else (please specify)



Base: All Respondents (762) Data weighted within each community to known demographic profile by age, gender, and region.  
Fieldwork dates: Ontario 6 May-31 July 2022.

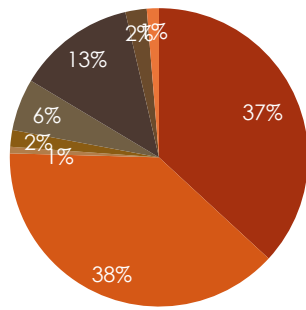
| Question 44. When completing forms or questionnaires, which category of race do you usually select? | Community |         | Age   |       |       |     | Gender |        |
|---|-----------|---------|-------|-------|-------|-----|--------|--------|
|   | US        | Ontario | 18-24 | 25-34 | 35-54 | 55+ | Male   | Female |
| All answering   | 5223      | 762     | 76    | 126   | 248   | 299 | 365    | 391    |
| BASE  | %         | %       | %     | %     | %     | %   | %      | %      |
| White and I add nothing   | 37        | 22      | 18    | 21    | 23    | 22  | 24     | 20     |
| White and I specify "Armenian" if option available  | 38        | 41      | 22    | 29    | 36    | 53  | 41     | 40     |
| Black and I add nothing   | 0         | 0       | 0     | 0     | 0     | 0   | 0      | 0      |
| Black and I specify "Armenian" if option available  | 0         | 0       | 0     | 0     | 0     | 0   | 0      | 0      |
| Asian and I add nothing   | 0         | 1       | 0     | 0     | 2     | 0   | 0      | 1      |
| Asian and I specify "Armenian" if option available  | 1         | 3       | 6     | 8     | 3     | 1   | 3      | 3      |
| Hispanic / Latino/a and I add nothing   | 0         | 0       | 0     | 0     | 0     | 0   | 0      | 0      |
| Hispanic / Latino/a and I specify "Armenian" if option available                                    | 0         | 0       | 0     | 0     | 0     | 0   | 0      | 0      |
| Middle East North African (MENA) and I add nothing  | 2         | 2       | 3     | 2     | 2     | 1   | 1      | 2      |
| Middle East North African (MENA) and I specify "Armenian" if option available                       | 6         | 8       | 16    | 15    | 9     | 3   | 8      | 8      |
| I select "Other" and I specify "Armenian"   | 13        | 17      | 29    | 18    | 17    | 13  | 16     | 18     |
| I leave the question blank  | 2         | 4       | 0     | 4     | 4     | 4   | 4      | 3      |
| Don't know  | 0         | 3       | 2     | 3     | 3     | 2   | 3      | 2      |
| I do something else (please specify)  | 1         | 2       | 5     | 0     | 2     | 1   | 2      | 1      |

| Question 44. When completing forms or questionnaires, which category of race do you usually select? | Community |         | First Arrived |          |                           |
|---|-----------|---------|---------------|----------|---------------------------|
|   | US        | Ontario | You           | A parent | Grandparent / Earlier gen |
| All answering   | 5223      | 762     | 374           | 271      | 116                       |
| BASE  | %         | %       | %             | %        | %                         |
| White and I add nothing   | 37        | 22      | 22            | 21       | 25                        |
| White and I specify "Armenian" if option available  | 38        | 41      | 45            | 34       | 39                        |
| Black and I add nothing   | 0         | 0       | 0             | 0        | 0                         |
| Black and I specify "Armenian" if option available  | 0         | 0       | 0             | 0        | 0                         |
| Asian and I add nothing   | 0         | 1       | 0             | 1        | 1                         |
| Asian and I specify "Armenian" if option available  | 1         | 3       | 2             | 3        | 9                         |
| Hispanic / Latino/a and I add nothing   | 0         | 0       | 0             | 0        | 0                         |
| Hispanic / Latino/a and I specify "Armenian" if option available                                    | 0         | 0       | 0             | 0        | 0                         |
| Middle East North African (MENA) and I add nothing  | 2         | 2       | 1             | 2        | 2                         |
| Middle East North African (MENA) and I specify "Armenian" if option available                       | 6         | 8       | 6             | 11       | 7                         |
| I select "Other" and I specify "Armenian"   | 13        | 17      | 16            | 20       | 12                        |
| I leave the question blank  | 2         | 4       | 4             | 3        | 3                         |
| Don't know  | 0         | 3       | 3             | 3        | 2                         |
| I do something else (please specify)  | 1         | 2       | 1             | 2        | 1                         |

Question 44. When completing forms or questionnaires, which category of race do you usually select?

ARMENIAN DIASPORA SURVEY 2022

Q44. TOTAL



- White and I add nothing
- White and I specify "Armenian" if option available
- Black and I add nothing
- Black and I specify "Armenian" if option available
- Asian and I add nothing
- Asian and I specify "Armenian" if option available
- Hispanic / Latino/a and I add nothing
- Hispanic / Latino/a and I specify "Armenian" if option available
- Middle East North African (MENA) and I add nothing
- Middle East North African (MENA) and I specify "Armenian" if option available
- I select "Other" and I specify "Armenian"
- I leave the question blank
- Don't know
- I do something else (please specify)

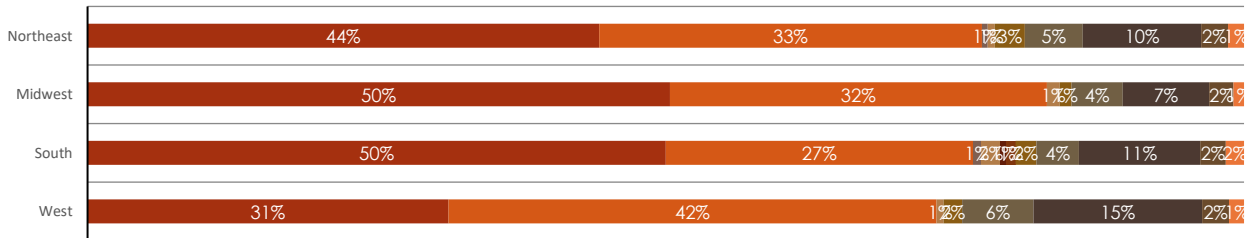
Base: All Respondents (5223) Data weighted within each community to known demographic profile by age, gender, and region.  
Fieldwork dates: 6 May-31 July 2022.

ARMENIAN DIASPORA SURVEY 2022

Q44. USA

- White and I add nothing
- Black and I add nothing
- Asian and I add nothing
- Hispanic / Latino/a and I add nothing
- Middle East North African (MENA) and I add nothing

- White and I specify "Armenian" if option available
- Black and I specify "Armenian" if option available
- Asian and I specify "Armenian" if option available
- Hispanic / Latino/a and I specify "Armenian" if option available
- Middle East North African (MENA) and I specify "Armenian" if option available



Base: Northeast (1192), Midwest (449), South (271), West (3311) Data weighted within each community to known demographic profile by age, gender, and region.  
Fieldwork dates: 6 May-31 July 2022.

| Question 44. When completing forms or questionnaires, which category of race do you usually select? | Community |         | US Regions |         |       |      | Age   |       |       |      |
|---|-----------|---------|------------|---------|-------|------|-------|-------|-------|------|
|   | US        | Ontario | Northeast  | Midwest | South | West | 18-24 | 25-34 | 35-54 | 55+  |
| All answering   | 5223      | 762     | 1192       | 449     | 271   | 3311 | 638   | 997   | 1730  | 1815 |
| BASE  | %         | %       | %          | %       | %     | %    | %     | %     | %     | %    |
| White and I add nothing   | 37        | 22      | 44         | 50      | 50    | 31   | 20    | 32    | 40    | 42   |
| White and I specify "Armenian" if option available  | 38        | 41      | 33         | 32      | 27    | 42   | 39    | 32    | 36    | 44   |
| Black and I add nothing   | 0         | 0       | 0          | 0       | 0     | 0    | 0     | 0     | 0     | 0    |
| Black and I specify "Armenian" if option available  | 0         | 0       | 0          | 0       | 0     | 0    | 0     | 0     | 0     | 0    |
| Asian and I add nothing   | 0         | 1       | 1          | 0       | 1     | 0    | 0     | 0     | 0     | 0    |
| Asian and I specify "Armenian" if option available  | 1         | 3       | 1          | 1       | 2     | 1    | 1     | 1     | 1     | 1    |
| Hispanic / Latino/a and I add nothing   | 0         | 0       | 0          | 0       | 1     | 0    | 0     | 0     | 0     | 0    |
| Hispanic / Latino/a and I specify "Armenian" if option available                                    | 0         | 0       | 0          | 0       | 1     | 0    | 0     | 0     | 0     | 0    |
| Middle East North African (MENA) and I add nothing  | 2         | 2       | 3          | 1       | 2     | 2    | 5     | 3     | 2     | 0    |
| Middle East North African (MENA) and I specify "Armenian" if option available                       | 6         | 8       | 5          | 4       | 4     | 6    | 18    | 12    | 3     | 1    |
| I select "Other" and I specify "Armenian"   | 13        | 17      | 10         | 7       | 11    | 15   | 14    | 16    | 15    | 8    |
| I leave the question blank  | 2         | 4       | 2          | 2       | 2     | 2    | 2     | 3     | 2     | 2    |
| Don't know  | 0         | 3       | 0          | 0       | 0     | 0    | 1     | 0     | 0     | 0    |
| I do something else (please specify)  | 1         | 2       | 1          | 1       | 2     | 1    | 1     | 2     | 1     | 1    |

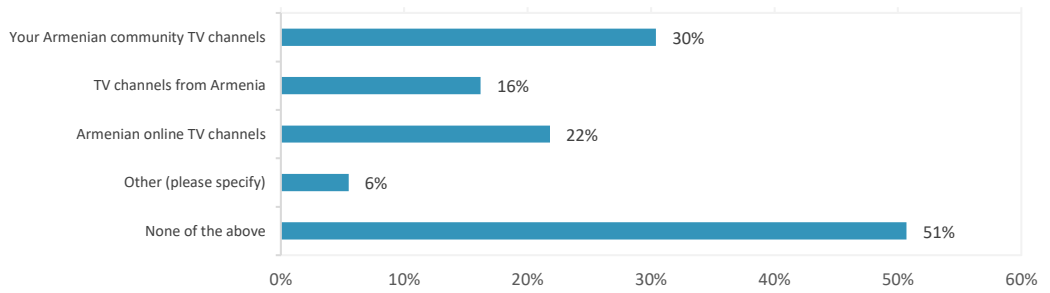
| Question 44. When completing forms or questionnaires, which category of race do you usually select? | Community |         | Gender |        | First Arrived |          |                           |
|---|-----------|---------|--------|--------|---------------|----------|---------------------------|
|   | US        | Ontario | Male   | Female | You           | A parent | Grandparent / Earlier gen |
| All answering   | 5223      | 762     | 2540   | 2641   | 1580          | 1736     | 1908                      |
| BASE  | %         | %       | %      | %      | %             | %        | %                         |
| White and I add nothing   | 37        | 22      | 38     | 36     | 37            | 34       | 38                        |
| White and I specify "Armenian" if option available  | 38        | 41      | 38     | 39     | 45            | 35       | 36                        |
| Black and I add nothing   | 0         | 0       | 0      | 0      | 0             | 0        | 0                         |
| Black and I specify "Armenian" if option available  | 0         | 0       | 0      | 0      | 0             | 0        | 0                         |
| Asian and I add nothing   | 0         | 1       | 0      | 0      | 0             | 0        | 0                         |
| Asian and I specify "Armenian" if option available  | 1         | 3       | 0      | 1      | 0             | 1        | 1                         |
| Hispanic / Latino/a and I add nothing   | 0         | 0       | 0      | 0      | 0             | 0        | 0                         |
| Hispanic / Latino/a and I specify "Armenian" if option available                                    | 0         | 0       | 0      | 0      | 0             | 0        | 0                         |
| Middle East North African (MENA) and I add nothing  | 2         | 2       | 1      | 2      | 1             | 3        | 2                         |
| Middle East North African (MENA) and I specify "Armenian" if option available                       | 6         | 8       | 5      | 6      | 3             | 8        | 5                         |
| I select "Other" and I specify "Armenian"   | 13        | 17      | 13     | 13     | 11            | 16       | 12                        |
| I leave the question blank  | 2         | 4       | 3      | 2      | 2             | 2        | 3                         |
| Don't know  | 0         | 3       | 1      | 0      | 0             | 1        | 0                         |
| I do something else (please specify)  | 1         | 2       | 1      | 1      | 1             | 1        | 2                         |



Question 45. Do you watch any of the following at least once a week, be it on TV, laptop or smartphone? Please select ALL that apply.

ARMENIAN DIASPORA SURVEY 2021

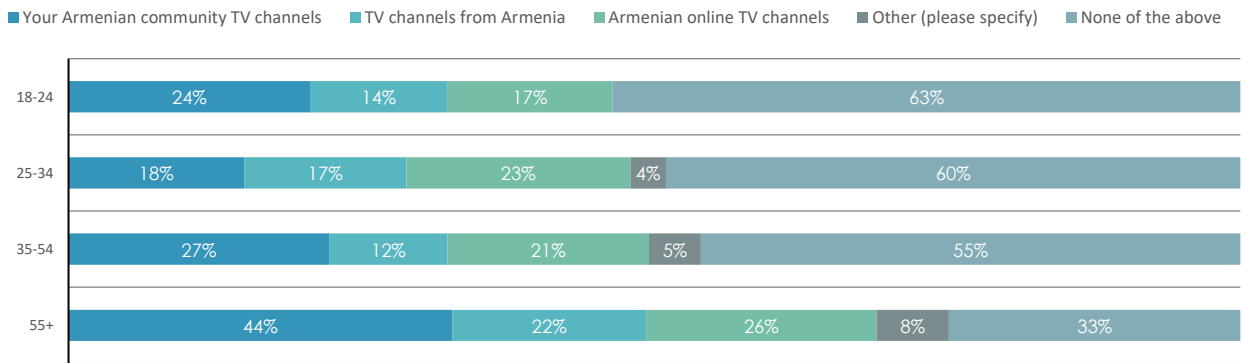
Q45. TOTAL



Base: All Respondents (861) Data weighted within each community to known demographic profile by age, gender, and region.  
Fieldwork dates: Ontario 6 May-31 July 2022.

ARMENIAN DIASPORA SURVEY 2021

Q45. ONTARIO



Base: All Respondents (861) Data weighted within each community to known demographic profile by age, gender, and region.  
Fieldwork dates: Ontario 6 May-31 July 2022.

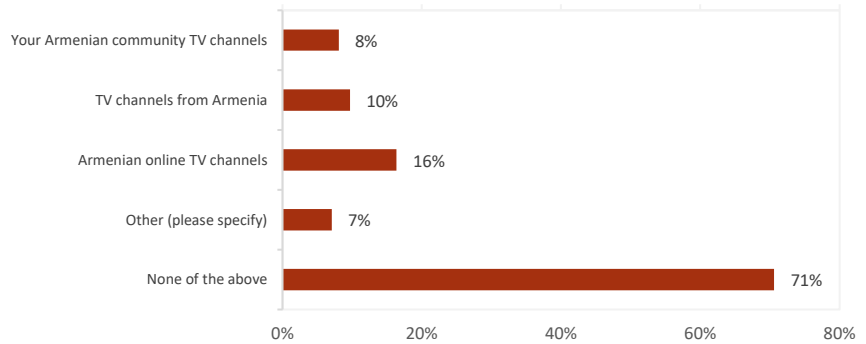
| Question 45. Do you watch any of the following at least once a week, be it on TV, laptop or smartphone? Please select ALL that apply. | Community |         | Age   |       |       |     | Gender |        |
|---|-----------|---------|-------|-------|-------|-----|--------|--------|
|   | US        | Ontario | 18-24 | 25-34 | 35-54 | 55+ | Male   | Female |
| All answering   | 1555      | 861     | 81    | 135   | 260   | 329 | 396    | 417    |
| BASE  | %         | %       | 14    | 17    | 12    | 22  | 20     | 14     |
| Your Armenian community TV channels   | 8         | 30      | 17    | 23    | 21    | 26  | 25     | 21     |
| TV channels from Armenia  | 10        | 16      | 0     | 4     | 5     | 8   | 7      | 5      |
| Armenian online TV channels   | 16        | 22      | 63    | 60    | 55    | 33  | 45     | 51     |
| Other (please specify)  | 7         | 6       | 24    | 18    | 27    | 44  | 32     | 32     |
| None of the above   | 71        | 51      | 14    | 17    | 12    | 22  | 20     | 14     |

| Question 45. Do you watch any of the following at least once a week, be it on TV, laptop or smartphone? Please select ALL that apply. | Community |         | First Arrived |          |                           |
|---|-----------|---------|---------------|----------|---------------------------|
|   | US        | Ontario | You           | A parent | Grandparent / Earlier gen |
| All answering   | 1555      | 429     | 408           | 286      | 123                       |
| BASE  | %         | %       | %             | %        | %                         |
| Your Armenian community TV channels   | 8         | 30      | 35            | 29       | 29                        |
| TV channels from Armenia  | 10        | 16      | 25            | 11       | 6                         |
| Armenian online TV channels   | 16        | 22      | 29            | 18       | 15                        |
| Other (please specify)  | 7         | 6       | 7             | 5        | 6                         |
| None of the above   | 71        | 51      | 38            | 57       | 61                        |

Question 45. Do you watch any of the following at least once a week, be it on TV, laptop or smartphone? Please select ALL that apply.

ARMENIAN DIASPORA SURVEY 2022

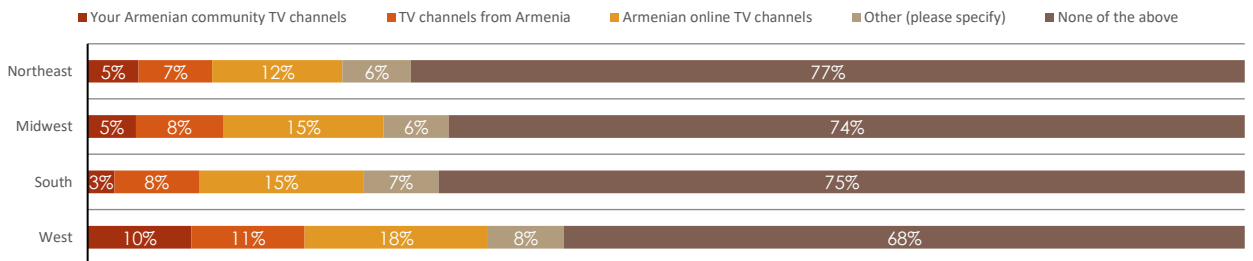
Q45. TOTAL



Base: All Respondents (5652) Data weighted within each community to known demographic profile by age, gender, and region.  
Fieldwork dates: 6 May-31 July 2022.

ARMENIAN DIASPORA SURVEY 2022

Q45. USA



Base: Northeast (456), Midwest (198), South (84), West (817) Data weighted within each community to known demographic profile by age, gender, and region  
Fieldwork dates: 6 May-31 July 2022.

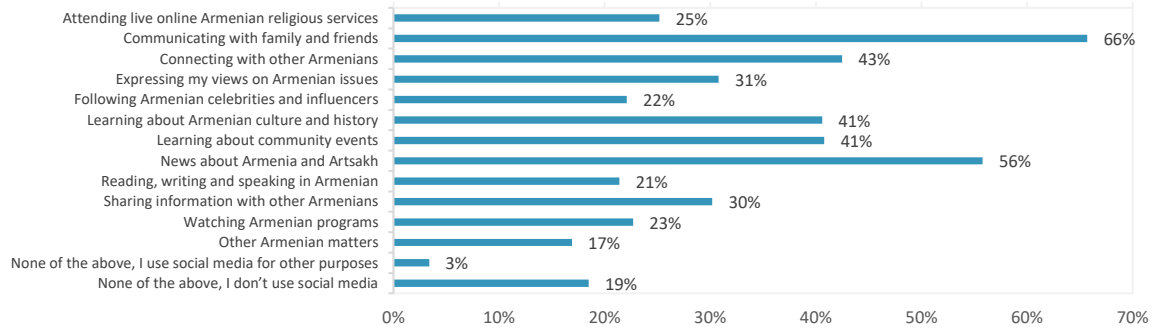
| Question 45. Do you watch any of the following at least once a week, be it on TV, laptop or smartphone? Please select ALL that apply. | Community |         | US Regions |         |       |      | Age   |       |       |      |
|---|-----------|---------|------------|---------|-------|------|-------|-------|-------|------|
|   | US        | Ontario | Northeast  | Midwest | South | West | 18-24 | 25-34 | 35-54 | 55+  |
| All answering   | 5652      | 429     | 1288       | 485     | 298   | 3581 | 650   | 1011  | 1769  | 1968 |
| BASE  | %         | %       | %          | %       | %     | %    | %     | %     | %     | %    |
| Your Armenian community TV channels   | 8         | 30      | 5          | 5       | 3     | 10   | 8     | 5     | 8     | 10   |
| TV channels from Armenia  | 10        | 16      | 7          | 8       | 8     | 11   | 12    | 6     | 11    | 11   |
| Armenian online TV channels   | 16        | 22      | 12         | 15      | 15    | 18   | 17    | 13    | 20    | 16   |
| Other (please specify)  | 7         | 6       | 6          | 6       | 7     | 8    | 5     | 8     | 6     | 9    |
| None of the above   | 71        | 51      | 77         | 74      | 75    | 68   | 72    | 76    | 67    | 68   |

| Question 45. Do you watch any of the following at least once a week, be it on TV, laptop or smartphone? Please select ALL that apply. | Community |         | Gender |        | First Arrived |          |                          |
|---|-----------|---------|--------|--------|---------------|----------|--------------------------|
|   | US        | Ontario | Male   | Female | You           | A parent | Grandparent/ Earlier gen |
| All answering   | 5652      | 429     | 2654   | 2744   | 1666          | 1794     | 1985                     |
| BASE  | %         | %       | %      | %      | %             | %        | %                        |
| Your Armenian community TV channels   | 8         | 30      | 9      | 9      | 11            | 9        | 6                        |
| TV channels from Armenia  | 10        | 16      | 11     | 9      | 17            | 9        | 6                        |
| Armenian online TV channels   | 16        | 22      | 19     | 15     | 28            | 15       | 10                       |
| Other (please specify)  | 7         | 6       | 8      | 7      | 9             | 7        | 7                        |
| None of the above   | 71        | 51      | 67     | 72     | 54            | 73       | 79                       |

Question 46. Do you use social media for any of the following? Please select ALL that apply.

ARMENIAN DIASPORA SURVEY 2021

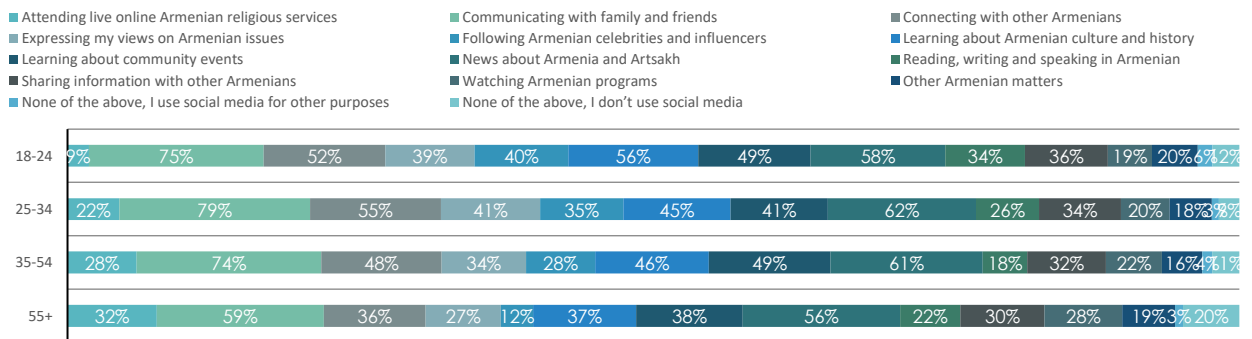
Q46. TOTAL



Base: All Respondents (861) Data weighted within each community to known demographic profile by age, gender, and region.  
Fieldwork dates: Ontario 6 May-31 July 2022.

ARMENIAN DIASPORA SURVEY 2021

Q46. ONTARIO



Base: All Respondents (861) Data weighted within each community to known demographic profile by age, gender, and region.  
Fieldwork dates: Ontario 6 May-31 July 2022.

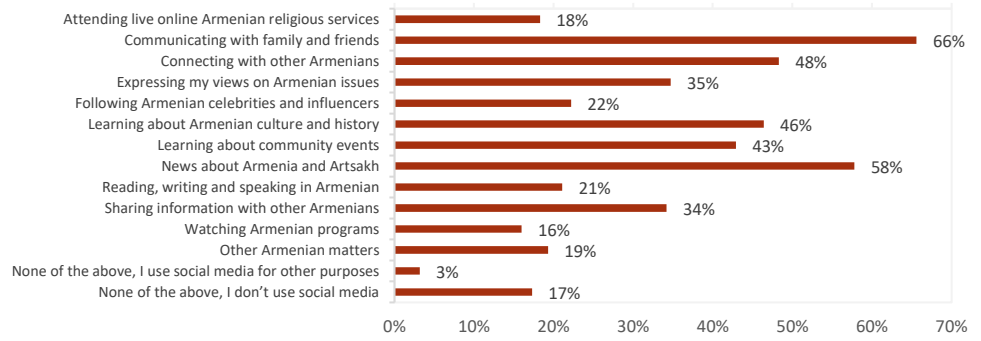
| Question 46. Do you use social media for any of the following? Please select ALL that apply. | Community |         | Age   |       |       |     | Gender |        |
|--|-----------|---------|-------|-------|-------|-----|--------|--------|
|  | US        | Ontario | 18-24 | 25-34 | 35-54 | 55+ | Male   | Female |
| All answering  | 4553      | 861     | 81    | 135   | 260   | 329 | 396    | 417    |
| BASE   | %         | %       | %     | %     | %     | %   | %      | %      |
| Attending live online Armenian religious services  | 18        | 25      | 9     | 22    | 28    | 32  | 20     | 33     |
| Communicating with family and friends  | 66        | 66      | 75    | 79    | 74    | 59  | 63     | 76     |
| Connecting with other Armenians  | 48        | 43      | 52    | 55    | 48    | 36  | 40     | 49     |
| Expressing my views on Armenian issues   | 35        | 31      | 39    | 41    | 34    | 27  | 35     | 30     |
| Following Armenian celebrities and influencers   | 22        | 22      | 40    | 35    | 28    | 12  | 18     | 28     |
| Learning about Armenian culture and history  | 46        | 41      | 56    | 45    | 46    | 37  | 38     | 47     |
| Learning about community events  | 43        | 41      | 49    | 41    | 49    | 38  | 37     | 49     |
| News about Armenia and Artsakh   | 58        | 56      | 58    | 62    | 61    | 56  | 60     | 57     |
| Reading, writing and speaking in Armenian  | 21        | 21      | 34    | 26    | 18    | 22  | 19     | 26     |
| Sharing information with other Armenians   | 34        | 30      | 36    | 34    | 32    | 30  | 31     | 33     |
| Watching Armenian programs   | 16        | 23      | 19    | 20    | 22    | 28  | 25     | 23     |
| Other Armenian matters   | 19        | 17      | 20    | 18    | 16    | 19  | 19     | 17     |
| None of the above, I use social media for other purposes                                     | 3         | 3       | 6     | 3     | 4     | 3   | 4      | 3      |
| None of the above, I don't use social media  | 17        | 19      | 12    | 9     | 11    | 20  | 17     | 12     |

| Question 46. Do you use social media for any of the following? Please select ALL that apply. | Community |         | First Arrived |          |                           |
|--|-----------|---------|---------------|----------|---------------------------|
|  | US        | Ontario | You           | A parent | Grandparent / Earlier gen |
| All answering  | 4553      | 861     | 408           | 286      | 123                       |
| BASE   | %         | %       | %             | %        | %                         |
| Attending live online Armenian religious services  | 18        | 25      | 28            | 23       | 29                        |
| Communicating with family and friends  | 66        | 66      | 65            | 74       | 70                        |
| Connecting with other Armenians  | 48        | 43      | 40            | 47       | 55                        |
| Expressing my views on Armenian issues   | 35        | 31      | 30            | 33       | 39                        |
| Following Armenian celebrities and influencers   | 22        | 22      | 17            | 31       | 28                        |
| Learning about Armenian culture and history  | 46        | 41      | 40            | 47       | 43                        |
| Learning about community events  | 43        | 41      | 41            | 48       | 40                        |
| News about Armenia and Artsakh   | 58        | 56      | 57            | 60       | 61                        |
| Reading, writing and speaking in Armenian  | 21        | 21      | 22            | 23       | 24                        |
| Sharing information with other Armenians   | 34        | 30      | 31            | 32       | 35                        |
| Watching Armenian programs   | 16        | 23      | 29            | 20       | 16                        |
| Other Armenian matters   | 19        | 17      | 18            | 18       | 17                        |
| None of the above, I use social media for other purposes                                     | 3         | 3       | 4             | 3        | 5                         |
| None of the above, I don't use social media  | 17        | 19      | 16            | 13       | 10                        |

Question 46. Do you use social media for any of the following? Please select ALL that apply.

ARMENIAN DIASPORA SURVEY 2022

Q46. TOTAL

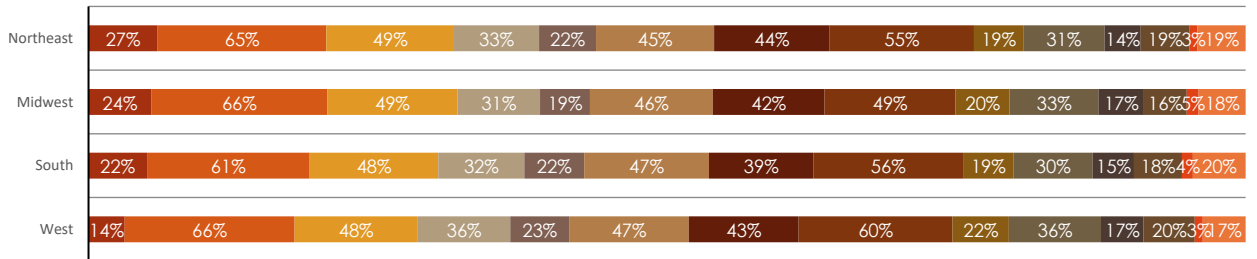


Base: All Respondents (5652) Data weighted within each community to known demographic profile by age, gender, and region.  
Fieldwork dates: 6 May-31 July 2022.

ARMENIAN DIASPORA SURVEY 2022

Q46. USA

- Attending live online Armenian religious services
- Communicating with family and friends
- Connecting with other Armenians
- Expressing my views on Armenian issues
- Following Armenian celebrities and influencers
- Learning about Armenian culture and history
- Learning about community events
- News about Armenia and Artsakh
- Reading, writing and speaking in Armenian
- Sharing information with other Armenians
- Watching Armenian programs
- Other Armenian matters
- None of the above, I use social media for other purposes
- None of the above, I don't use social media

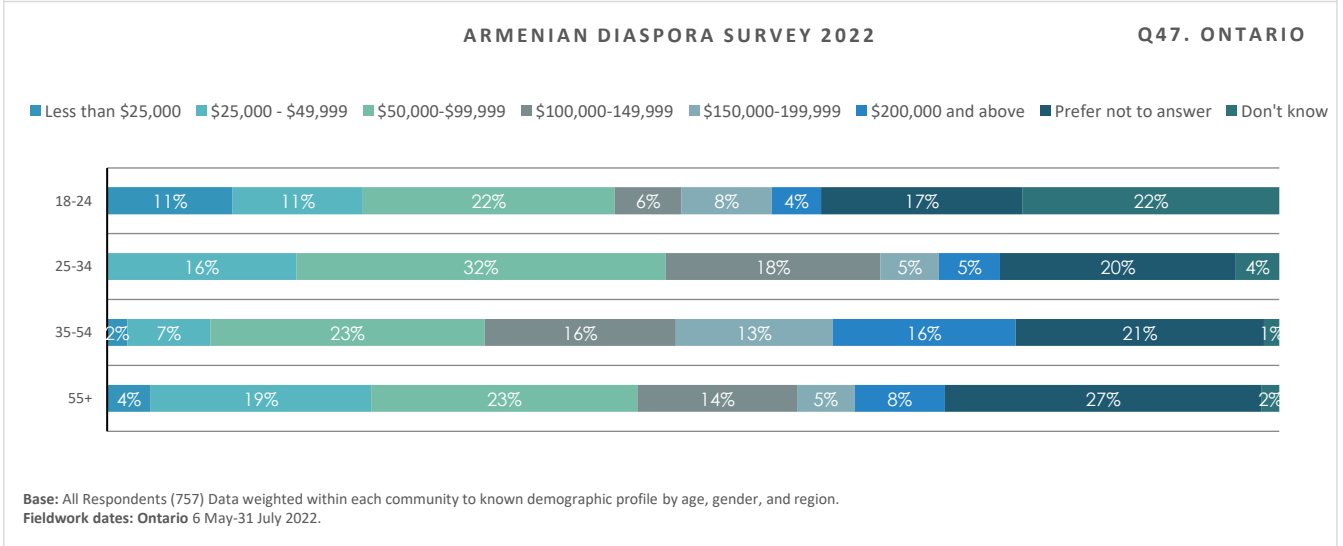
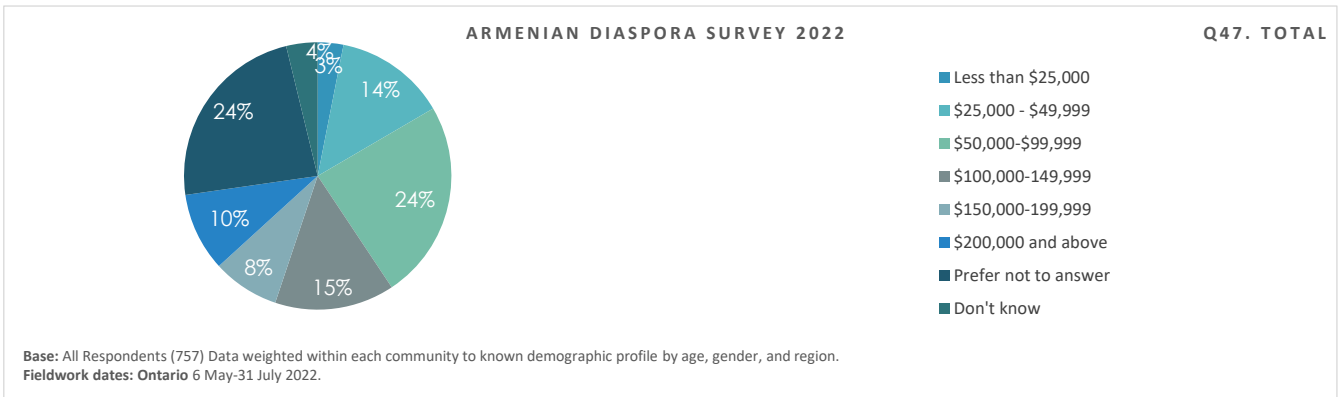


Base: Northeast (1288), Midwest (485), South (298), West (3581) Data weighted within each community to known demographic profile by age, gender, and region  
Fieldwork dates: 6 May-31 July 2022.

| Question 46. Do you use social media for any of the following? Please select ALL that apply. | Community |         | US Regions |         |       |      | Age   |       |       |      |
|--|-----------|---------|------------|---------|-------|------|-------|-------|-------|------|
|  | US        | Ontario | Northeast  | Midwest | South | West | 18-24 | 25-34 | 35-54 | 55+  |
| All answering  |           |         |            |         |       |      |       |       |       |      |
| BASE   | 5652      | 702     | 1288       | 485     | 298   | 3581 | 650   | 1011  | 1769  | 1968 |
|  | %         | %       | %          | %       | %     | %    | %     | %     | %     | %    |
| Attending live online Armenian religious services  | 18        | 25      | 27         | 24      | 22    | 14   | 14    | 12    | 19    | 25   |
| Communicating with family and friends  | 66        | 66      | 65         | 66      | 61    | 66   | 80    | 77    | 71    | 57   |
| Connecting with other Armenians  | 48        | 43      | 49         | 49      | 48    | 48   | 69    | 61    | 49    | 39   |
| Expressing my views on Armenian issues   | 35        | 31      | 33         | 31      | 32    | 36   | 56    | 46    | 37    | 24   |
| Following Armenian celebrities and influencers   | 22        | 22      | 22         | 19      | 22    | 23   | 45    | 35    | 23    | 11   |
| Learning about Armenian culture and history  | 46        | 41      | 45         | 46      | 47    | 47   | 67    | 59    | 47    | 38   |
| Learning about community events  | 43        | 41      | 44         | 42      | 39    | 43   | 53    | 54    | 46    | 35   |
| News about Armenia and Artsakh   | 58        | 56      | 55         | 49      | 56    | 60   | 75    | 70    | 63    | 48   |
| Reading, writing and speaking in Armenian  | 21        | 21      | 19         | 20      | 19    | 22   | 41    | 29    | 20    | 14   |
| Sharing information with other Armenians   | 34        | 30      | 31         | 33      | 30    | 36   | 52    | 45    | 33    | 28   |
| Watching Armenian programs   | 16        | 23      | 14         | 17      | 15    | 17   | 20    | 15    | 18    | 16   |
| Other Armenian matters   | 19        | 17      | 19         | 16      | 18    | 20   | 29    | 22    | 20    | 16   |
| None of the above, I use social media for other purposes                                     | 3         | 3       | 3          | 5       | 4     | 3    | 3     | 3     | 4     | 4    |
| None of the above, I don't use social media  | 17        | 19      | 19         | 18      | 20    | 17   | 7     | 7     | 11    | 23   |

| Question 46. Do you use social media for any of the following? Please select ALL that apply. | Community |         | Gender |        | First Arrived |          |                           |
|--|-----------|---------|--------|--------|---------------|----------|---------------------------|
|  | US        | Ontario | Male   | Female | You           | A parent | Grandparent / Earlier gen |
| All answering  |           |         |        |        |               |          |                           |
| BASE   | 5652      | 702     | 2654   | 2744   | 1666          | 1794     | 1985                      |
|  | %         | %       | %      | %      | %             | %        | %                         |
| Attending live online Armenian religious services  | 18        | 25      | 17     | 21     | 15            | 17       | 24                        |
| Communicating with family and friends  | 66        | 66      | 63     | 73     | 67            | 71       | 67                        |
| Connecting with other Armenians  | 48        | 43      | 49     | 51     | 47            | 51       | 53                        |
| Expressing my views on Armenian issues   | 35        | 31      | 38     | 34     | 33            | 39       | 37                        |
| Following Armenian celebrities and influencers   | 22        | 22      | 18     | 28     | 18            | 29       | 23                        |
| Learning about Armenian culture and history  | 46        | 41      | 46     | 50     | 42            | 51       | 51                        |
| Learning about community events  | 43        | 41      | 39     | 50     | 41            | 47       | 45                        |
| News about Armenia and Artsakh   | 58        | 56      | 60     | 60     | 63            | 62       | 56                        |
| Reading, writing and speaking in Armenian  | 21        | 21      | 22     | 22     | 24            | 24       | 19                        |
| Sharing information with other Armenians   | 34        | 30      | 35     | 36     | 34            | 38       | 34                        |
| Watching Armenian programs   | 16        | 23      | 17     | 17     | 22            | 16       | 13                        |
| Other Armenian matters   | 19        | 17      | 20     | 20     | 21            | 21       | 18                        |
| None of the above, I use social media for other purposes                                     | 3         | 3       | 4      | 3      | 3             | 3        | 4                         |
| None of the above, I don't use social media  | 17        | 19      | 17     | 11     | 16            | 12       | 15                        |

Question 47. What is your BASE annual household income before taxes?



| Question 47. What is your BASE annual household income before taxes? | Community   |            | Age   |       |       |     | Gender |        |
|--|-------------|------------|-------|-------|-------|-----|--------|--------|
|  | US          | Ontario    | 18-24 | 25-34 | 35-54 | 55+ | Male   | Female |
| <b>All answering</b>   | <b>5084</b> | <b>757</b> | 51    | 100   | 292   | 304 | 351    | 401    |
| <b>BASE</b>  | <b>4</b>    | <b>3</b>   | 11    | 0     | 2     | 4   | 3      | 3      |
| Less than \$25,000   | 7           | 14         | 11    | 16    | 7     | 19  | 13     | 14     |
| \$25,000 - \$49,999  | 17          | 24         | 22    | 32    | 23    | 23  | 24     | 25     |
| \$50,000-\$99,999  | 11          | 8          | 8     | 5     | 13    | 5   | 8      | 9      |
| \$100,000-149,999  | 23          | 10         | 4     | 5     | 16    | 8   | 12     | 7      |
| \$150,000-199,999  | 18          | 24         | 17    | 20    | 21    | 27  | 22     | 25     |
| \$200,000 and above  | 4           | 4          | 22    | 4     | 1     | 2   | 2      | 5      |
| Prefer not to answer   |             |            |       |       |       |     |        |        |
| Don't know   |             |            |       |       |       |     |        |        |

| Question 47. What is your BASE annual household income before taxes? | Community   |            | First Arrived |          |                           |
|--|-------------|------------|---------------|----------|---------------------------|
|  | US          | Ontario    | You           | A parent | Grandparent / Earlier gen |
| <b>All answering</b>   | <b>5084</b> | <b>757</b> | 384           | 259      | 113                       |
| <b>BASE</b>  | <b>4</b>    | <b>3</b>   | 3             | 4        | 1                         |
| Less than \$25,000   | 7           | 14         | 18            | 9        | 9                         |
| \$25,000 - \$49,999  | 17          | 24         | 24            | 22       | 30                        |
| \$50,000-\$99,999  | 11          | 8          | 14            | 15       | 13                        |
| \$100,000-149,999  | 23          | 10         | 7             | 14       | 8                         |
| \$150,000-199,999  | 18          | 24         | 25            | 22       | 21                        |
| \$200,000 and above  | 4           | 4          | 2             | 4        | 9                         |
| Prefer not to answer   |             |            |               |          |                           |
| Don't know   |             |            |               |          |                           |

Question 47. What is your BASE annual household income before taxes?

ARMENIAN DIASPORA SURVEY 2022

Q47. TOTAL

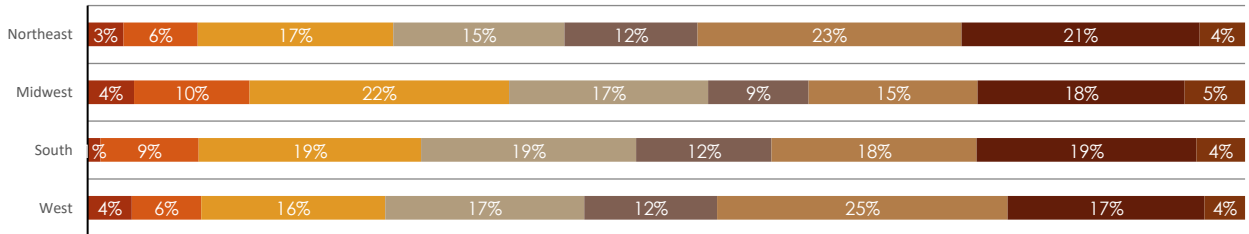


Base: All Respondents (5084) Data weighted within each community to known demographic profile by age, gender, and region.  
Fieldwork dates: 6 May-31 July 2022.

ARMENIAN DIASPORA SURVEY 2022

Q47. USA

Legend: ■ Less than \$25,000 ■ \$25,000 - \$49,999 ■ \$50,000-\$99,999 ■ \$100,000-149,999 ■ \$150,000-199,999 ■ \$200,000 and above ■ Prefer not to answer ■ Don't know



Base: Northeast (1790), Midwest (778), South (274), West (2242) Data weighted within each community to known demographic profile by age, gender, and region  
Fieldwork dates: 6 May-31 July 2022.

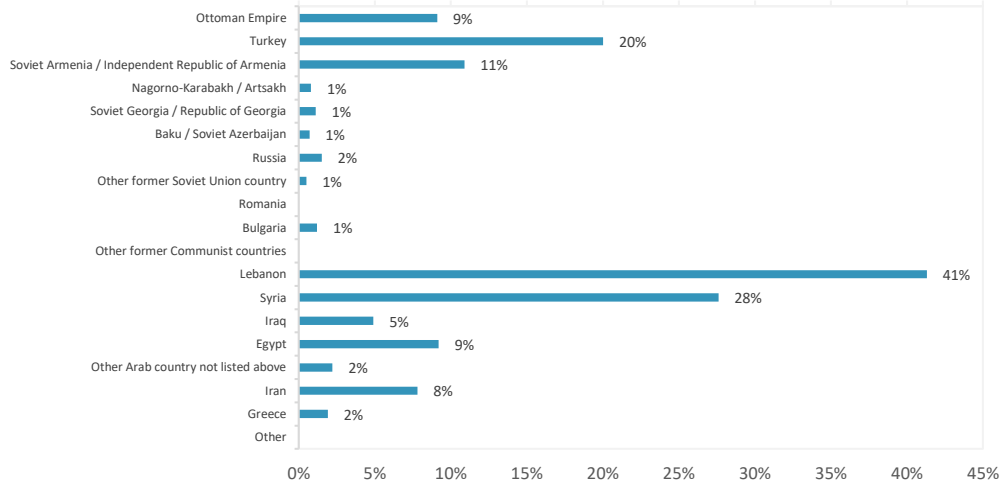
| Question 47. What is your BASE annual household income before taxes? | Community |         | US Regions |         |       |      | Age   |       |       |      |
|--|-----------|---------|------------|---------|-------|------|-------|-------|-------|------|
|  | US        | Ontario | Northeast  | Midwest | South | West | 18-24 | 25-34 | 35-54 | 55+  |
| All answering  | 5084      | 757     | 1790       | 778     | 274   | 2242 | 318   | 718   | 1507  | 2494 |
| BASE   | %         | %       | %          | %       | %     | %    | %     | %     | %     | %    |
| Less than \$25,000   | 4         | 3       | 3          | 4       | 1     | 4    | 11    | 5     | 1     | 2    |
| \$25,000 - \$49,999  | 7         | 14      | 6          | 10      | 9     | 6    | 8     | 9     | 4     | 7    |
| \$50,000-\$99,999  | 17        | 24      | 17         | 22      | 19    | 16   | 12    | 25    | 15    | 16   |
| \$100,000-149,999  | 17        | 15      | 15         | 17      | 19    | 17   | 10    | 22    | 17    | 16   |
| \$150,000-199,999  | 11        | 8       | 12         | 9       | 12    | 12   | 8     | 11    | 13    | 11   |
| \$200,000 and above  | 23        | 10      | 23         | 15      | 18    | 25   | 13    | 16    | 34    | 21   |
| Prefer not to answer   | 18        | 24      | 21         | 18      | 19    | 17   | 23    | 9     | 14    | 24   |
| Don't know   | 4         | 4       | 4          | 5       | 4     | 4    | 15    | 2     | 2     | 2    |

| Question 47. What is your BASE annual household income before taxes? | Community |         | Gender |        | First Arrived |          |                           |
|--|-----------|---------|--------|--------|---------------|----------|---------------------------|
|  | US        | Ontario | Male   | Female | You           | A parent | Grandparent / Earlier gen |
| All answering  | 5084      | 757     | 2203   | 2840   | 1533          | 1476     | 2075                      |
| BASE   | %         | %       | %      | %      | %             | %        | %                         |
| Less than \$25,000   | 4         | 3       | 3      | 4      | 3             | 4        | 4                         |
| \$25,000 - \$49,999  | 7         | 14      | 6      | 7      | 7             | 6        | 7                         |
| \$50,000-\$99,999  | 17        | 24      | 16     | 18     | 16            | 15       | 19                        |
| \$100,000-149,999  | 17        | 15      | 16     | 18     | 16            | 19       | 16                        |
| \$150,000-199,999  | 11        | 8       | 12     | 11     | 13            | 10       | 11                        |
| \$200,000 and above  | 23        | 10      | 27     | 20     | 25            | 25       | 21                        |
| Prefer not to answer   | 18        | 24      | 17     | 19     | 18            | 18       | 18                        |
| Don't know   | 4         | 4       | 3      | 4      | 3             | 4        | 4                         |

Question 49. In which country did your ancestors use to live immediately before immigrating to the U.S. Please select ALL that apply.

ARMENIAN DIASPORA SURVEY 2022

Q49. TOTAL



Base: All Respondents (738) Data weighted within each community to known demographic profile by age, gender, and region. Fieldwork dates: Ontario 6 May-31 July 2022.

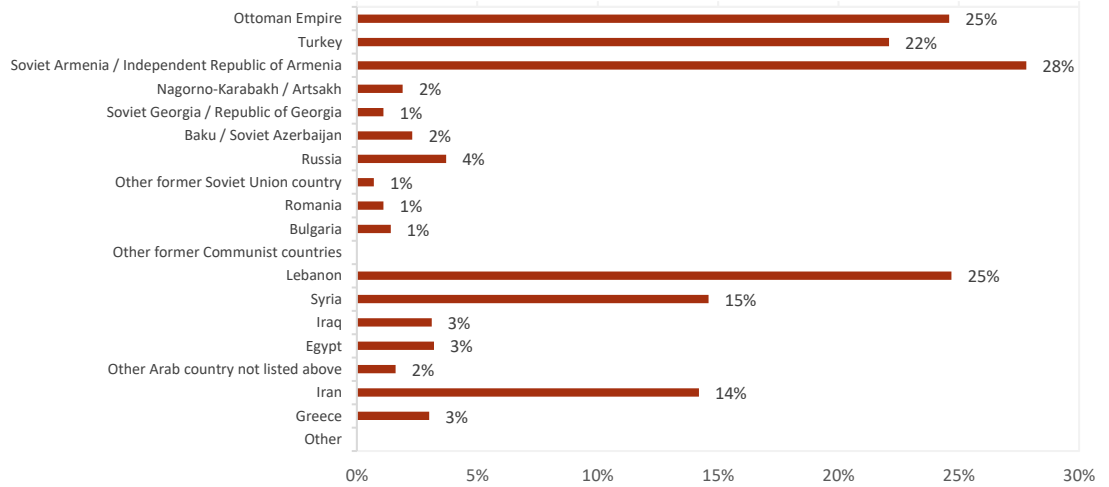
| Question 49. In which country did your ancestors use to live immediately before immigrating to the U.S. Please select ALL that apply. | Community   |            | Age   |       |       |     | Gender |        |
|---|-------------|------------|-------|-------|-------|-----|--------|--------|
|   | US          | Ontario    | 18-24 | 25-34 | 35-54 | 55+ | Male   | Female |
| <b>All answering</b>  | <b>4948</b> | <b>738</b> | 51    | 93    | 287   | 297 | 342    | 391    |
| <b>BASE</b>   | <b>4948</b> | <b>738</b> | 51    | 93    | 287   | 297 | 342    | 391    |
|   | %           | %          | %     | %     | %     | %   | %      | %      |
| Ottoman Empire  | 25          | 9          | 7     | 2     | 11    | 11  | 10     | 8      |
| Turkey  | 22          | 20         | 7     | 12    | 20    | 26  | 18     | 21     |
| Soviet Armenia / Independent Republic of Armenia  | 28          | 11         | 16    | 23    | 12    | 3   | 11     | 11     |
| Nagorno-Karabakh / Artsakh  | 2           | 1          | 3     | 0     | 1     | 1   | 1      | 1      |
| Soviet Georgia / Republic of Georgia  | 1           | 1          | 4     | 1     | 1     | 1   | 2      | 1      |
| Baku / Soviet Azerbaijan  | 2           | 1          | 0     | 0     | 2     | 0   | 1      | 0      |
| Russia  | 4           | 2          | 2     | 2     | 2     | 1   | 2      | 1      |
| Other former Soviet Union country   | 1           | 1          | 2     | 0     | 0     | 1   | 0      | 1      |
| Romania   | 1           | 0          | 0     | 0     | 0     | 0   | 0      | 0      |
| Bulgaria  | 1           | 1          | 2     | 0     | 1     | 2   | 0      | 2      |
| Other former Communist countries  | 0           | 0          | 0     | 0     | 0     | 0   | 0      | 0      |
| Lebanon   | 25          | 41         | 51    | 43    | 40    | 40  | 43     | 40     |
| Syria   | 15          | 28         | 42    | 33    | 31    | 19  | 29     | 26     |
| Iraq  | 3           | 5          | 4     | 5     | 5     | 4   | 4      | 5      |
| Egypt   | 3           | 9          | 5     | 4     | 8     | 14  | 8      | 11     |
| Other Arab country not listed above   | 2           | 2          | 0     | 3     | 3     | 2   | 3      | 1      |
| Iran  | 14          | 8          | 10    | 10    | 5     | 9   | 8      | 8      |
| Greece  | 3           | 2          | 3     | 2     | 2     | 2   | 2      | 2      |
| Other   | 0           | 0          | 0     | 0     | 0     | 0   | 0      | 0      |

| Question 49. In which country did your ancestors use to live immediately before immigrating to the U.S. Please select ALL that apply. | Community   |            | First Arrived |          |                           |
|---|-------------|------------|---------------|----------|---------------------------|
|   | US          | Ontario    | You           | A parent | Grandparent / Earlier gen |
| <b>All answering</b>  | <b>4948</b> | <b>738</b> | 378           | 256      | 103                       |
| <b>BASE</b>   | <b>4948</b> | <b>738</b> | 378           | 256      | 103                       |
|   | %           | %          | %             | %        | %                         |
| Ottoman Empire  | 25          | 9          | 8             | 7        | 17                        |
| Turkey  | 22          | 20         | 18            | 18       | 31                        |
| Soviet Armenia / Independent Republic of Armenia  | 28          | 11         | 14            | 8        | 7                         |
| Nagorno-Karabakh / Artsakh  | 2           | 1          | 0             | 1        | 1                         |
| Soviet Georgia / Republic of Georgia  | 1           | 1          | 1             | 1        | 2                         |
| Baku / Soviet Azerbaijan  | 2           | 1          | 1             | 1        | 0                         |
| Russia  | 4           | 2          | 2             | 2        | 1                         |
| Other former Soviet Union country   | 1           | 1          | 0             | 1        | 1                         |
| Romania   | 1           | 0          | 0             | 0        | 1                         |
| Bulgaria  | 1           | 1          | 1             | 1        | 2                         |
| Other former Communist countries  | 0           | 0          | 0             | 0        | 0                         |
| Lebanon   | 25          | 41         | 38            | 45       | 46                        |
| Syria   | 15          | 28         | 26            | 29       | 31                        |
| Iraq  | 3           | 5          | 5             | 6        | 2                         |
| Egypt   | 3           | 9          | 7             | 13       | 8                         |
| Other Arab country not listed above   | 2           | 2          | 2             | 2        | 3                         |
| Iran  | 14          | 8          | 8             | 9        | 5                         |
| Greece  | 3           | 2          | 0             | 3        | 6                         |
| Other   | 0           | 0          | 0             | 0        | 0                         |

Question 49. In which country did your ancestors use to live immediately before immigrating to the U.S. Please select ALL that apply.

ARMENIAN DIASPORA SURVEY 2022

Q49. TOTAL



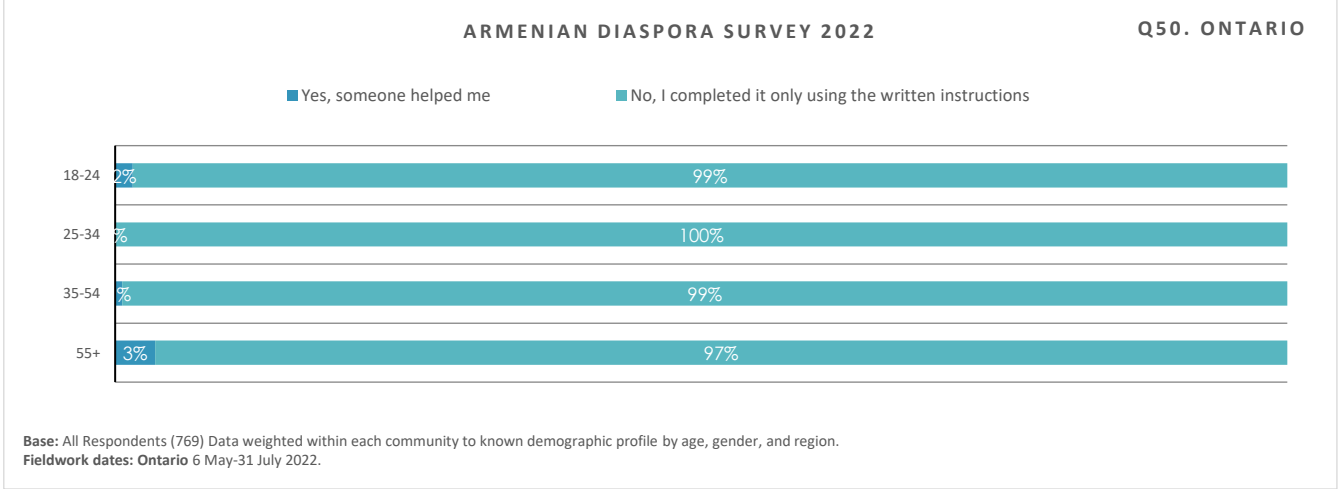
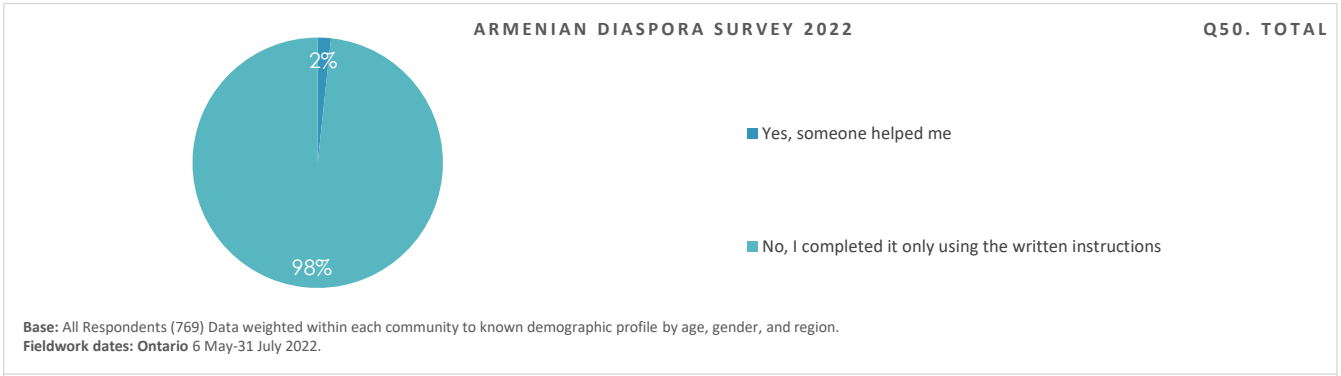
Base: All Respondents (4948) Data weighted within each community to known demographic profile by age, gender, and region. Fieldwork dates: Ontario 6 May-31 July 2022.

| Question 49. In which country did your ancestors use to live immediately before immigrating to the U.S. Please select ALL that apply. | Community |         | US Regions |         |       |      | Age   |       |       |      |
|---|-----------|---------|------------|---------|-------|------|-------|-------|-------|------|
|   | US        | Ontario | Northeast  | Midwest | South | West | 18-24 | 25-34 | 35-54 | 55+  |
| All answering   | 4948      | 738     | 1752       | 746     | 253   | 2197 | 317   | 701   | 1467  | 2416 |
| BASE  | %         | %       | %          | %       | %     | %    | %     | %     | %     | %    |
| Ottoman Empire  | 25        | 9       | 31         | 35      | 30    | 20   | 20    | 22    | 20    | 32   |
| Turkey  | 22        | 20      | 34         | 27      | 26    | 17   | 15    | 14    | 17    | 34   |
| Soviet Armenia / Independent Republic of Armenia  | 28        | 11      | 19         | 27      | 27    | 31   | 45    | 39    | 31    | 13   |
| Nagorno-Karabakh / Artsakh  | 2         | 1       | 1          | 5       | 3     | 2    | 4     | 3     | 2     | 1    |
| Soviet Georgia / Republic of Georgia  | 1         | 1       | 1          | 1       | 3     | 1    | 1     | 1     | 1     | 1    |
| Baku / Soviet Azerbaijan  | 2         | 1       | 1          | 7       | 4     | 2    | 3     | 3     | 3     | 1    |
| Russia  | 4         | 2       | 3          | 5       | 5     | 4    | 8     | 6     | 3     | 2    |
| Other former Soviet Union country   | 1         | 1       | 1          | 1       | 1     | 1    | 1     | 1     | 1     | 1    |
| Romania   | 1         | 0       | 2          | 1       | 1     | 1    | 1     | 2     | 1     | 1    |
| Bulgaria  | 1         | 1       | 2          | 1       | 3     | 1    | 1     | 1     | 1     | 2    |
| Other former Communist countries  | 0         | 0       | 0          | 0       | 0     | 0    | 0     | 0     | 0     | 0    |
| Lebanon   | 25        | 41      | 23         | 16      | 24    | 26   | 25    | 27    | 27    | 21   |
| Syria   | 15        | 28      | 16         | 14      | 12    | 14   | 18    | 17    | 14    | 13   |
| Iraq  | 3         | 5       | 1          | 2       | 4     | 4    | 2     | 3     | 3     | 3    |
| Egypt   | 3         | 9       | 4          | 3       | 4     | 3    | 4     | 2     | 3     | 3    |
| Other Arab country not listed above   | 2         | 2       | 1          | 2       | 1     | 2    | 2     | 3     | 2     | 1    |
| Iran  | 14        | 8       | 8          | 6       | 11    | 18   | 17    | 16    | 15    | 11   |
| Greece  | 3         | 2       | 3          | 4       | 6     | 3    | 3     | 3     | 3     | 3    |
| Other   | 0         | 0       | 0          | 0       | 0     | 0    | 0     | 0     | 0     | 0    |

| Question 49. In which country did your ancestors use to live immediately before immigrating to the U.S. Please select ALL that apply. | Community |         | Gender |        | First Arrived |          |                           |
|---|-----------|---------|--------|--------|---------------|----------|---------------------------|
|   | US        | Ontario | Male   | Female | You           | A parent | Grandparent / Earlier gen |
| All answering   | 4948      | 738     | 2131   | 2777   | 1466          | 1442     | 2040                      |
| BASE  | %         | %       | %      | %      | %             | %        | %                         |
| Ottoman Empire  | 25        | 9       | 27     | 23     | 13            | 11       | 47                        |
| Turkey  | 22        | 20      | 21     | 23     | 13            | 18       | 33                        |
| Soviet Armenia / Independent Republic of Armenia  | 28        | 11      | 27     | 29     | 32            | 31       | 21                        |
| Nagorno-Karabakh / Artsakh  | 2         | 1       | 2      | 2      | 3             | 2        | 1                         |
| Soviet Georgia / Republic of Georgia  | 1         | 1       | 1      | 1      | 2             | 1        | 1                         |
| Baku / Soviet Azerbaijan  | 2         | 1       | 2      | 3      | 4             | 2        | 1                         |
| Russia  | 4         | 2       | 4      | 4      | 4             | 4        | 3                         |
| Other former Soviet Union country   | 1         | 1       | 1      | 1      | 1             | 1        | 1                         |
| Romania   | 1         | 0       | 1      | 2      | 1             | 1        | 1                         |
| Bulgaria  | 1         | 1       | 1      | 2      | 2             | 1        | 2                         |
| Other former Communist countries  | 0         | 0       | 0      | 0      | 0             | 0        | 0                         |
| Lebanon   | 25        | 41      | 26     | 24     | 25            | 31       | 19                        |
| Syria   | 15        | 28      | 15     | 15     | 13            | 16       | 15                        |
| Iraq  | 3         | 5       | 3      | 4      | 4             | 4        | 2                         |
| Egypt   | 3         | 9       | 3      | 4      | 3             | 3        | 4                         |
| Other Arab country not listed above   | 2         | 2       | 2      | 1      | 1             | 2        | 2                         |
| Iran  | 14        | 8       | 13     | 15     | 19            | 17       | 8                         |
| Greece  | 3         | 2       | 3      | 3      | 2             | 3        | 4                         |
| Other   | 0         | 0       | 0      | 0      | 0             | 0        | 0                         |



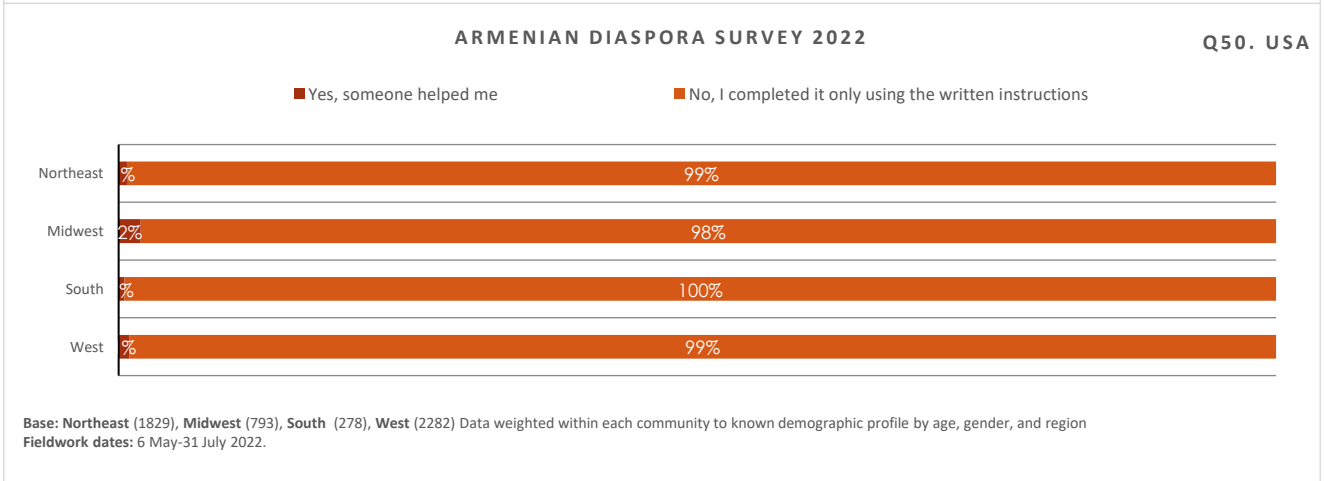
Question 50. Did anyone help you to complete the survey?



| Question 50. Did anyone help you to complete the survey? | Community |         | Age   |       |       |     | Gender |        |
|--|-----------|---------|-------|-------|-------|-----|--------|--------|
|  | US        | Ontario | 18-24 | 25-34 | 35-54 | 55+ | Male   | Female |
| All answering  | 5182      | 769     | 52    | 101   | 293   | 311 | 353    | 411    |
| BASE   | %         | %       | %     | %     | %     | %   | %      | %      |
| Yes, someone helped me                                   | 1         | 2       | 2     | 0     | 1     | 3   | 1      | 3      |
| No, I completed it only using the written instructions   | 99        | 98      | 99    | 100   | 99    | 97  | 99     | 97     |

| Question 50. Did anyone help you to complete the survey? | Community |         | First Arrived |          |                           |
|--|-----------|---------|---------------|----------|---------------------------|
|  | US        | Ontario | You           | A parent | Grandparent / Earlier gen |
| All answering  | 5182      | 769     | 396           | 259      | 113                       |
| BASE   | %         | %       | %             | %        | %                         |
| Yes, someone helped me                                   | 1         | 2       | 3             | 0        | 2                         |
| No, I completed it only using the written instructions   | 99        | 98      | 97            | 100      | 98                        |

Question 50. Did anyone help you to complete the survey?



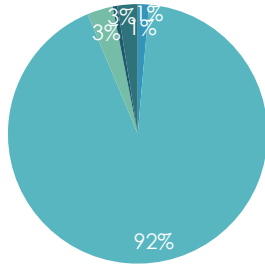
| Question 50. Did anyone help you to complete the survey?      | Community   |            | US Regions |         |       |      | Age   |       |       |      |
|---|-------------|------------|------------|---------|-------|------|-------|-------|-------|------|
|   | US          | Ontario    | Northeast  | Midwest | South | West | 18-24 | 25-34 | 35-54 | 55+  |
| <b>All answering</b>  |             |            |            |         |       |      |       |       |       |      |
| <b>BASE</b>   | <b>5182</b> | <b>769</b> | 1829       | 793     | 278   | 2282 | 326   | 727   | 1536  | 2539 |
|   | %           | %          | %          | %       | %     | %    | %     | %     | %     | %    |
| <b>Yes, someone helped me</b>                                 | <b>1</b>    | <b>2</b>   | 1          | 2       | 0     | 1    | 1     | 1     | 0     | 1    |
| <b>No, I completed it only using the written instructions</b> | <b>99</b>   | <b>98</b>  | 99         | 98      | 100   | 99   | 99    | 99    | 100   | 99   |

| Question 50. Did anyone help you to complete the survey?      | Community   |            | Gender |        | First Arrived |          |                           |
|---|-------------|------------|--------|--------|---------------|----------|---------------------------|
|   | US          | Ontario    | Male   | Female | You           | A parent | Grandparent / Earlier gen |
| <b>All answering</b>  |             |            |        |        |               |          |                           |
| <b>BASE</b>   | <b>5182</b> | <b>769</b> | 2224   | 2915   | 1565          | 1506     | 2111                      |
|   | %           | %          | %      | %      | %             | %        | %                         |
| <b>Yes, someone helped me</b>                                 | <b>1</b>    | <b>2</b>   | 1      | 1      | 1             | 1        | 1                         |
| <b>No, I completed it only using the written instructions</b> | <b>99</b>   | <b>98</b>  | 99     | 99     | 99            | 99       | 99                        |

Question 51. Could you please tell us where you completed the survey?

ARMENIAN DIASPORA SURVEY 2022

Q51. TOTAL



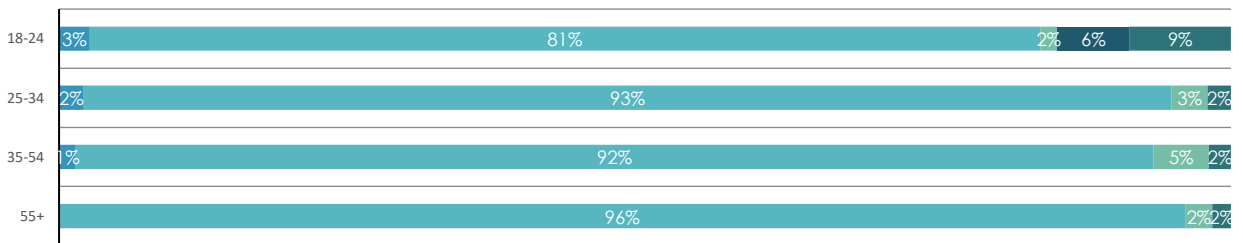
- At an Armenian event
- At home
- Work
- Church
- Cafe/Restaurant
- Airplane / airport / hotel / vacation
- School / university
- Some other place

Base: All Respondents (768) Data weighted within each community to known demographic profile by age, gender, and region.  
Fieldwork dates: Ontario 6 May-31 July 2022.

ARMENIAN DIASPORA SURVEY 2022

Q51. ONTARIO

- At an Armenian event
- At home
- Work
- Church
- Cafe/Restaurant
- Airplane / airport / hotel / vacation
- School / university
- Some other place

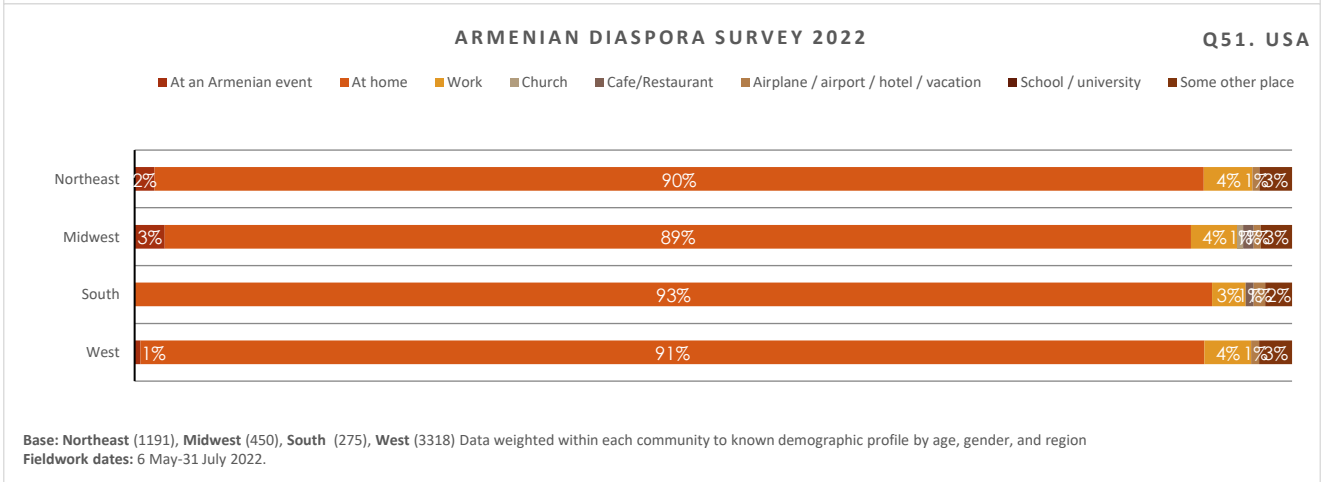
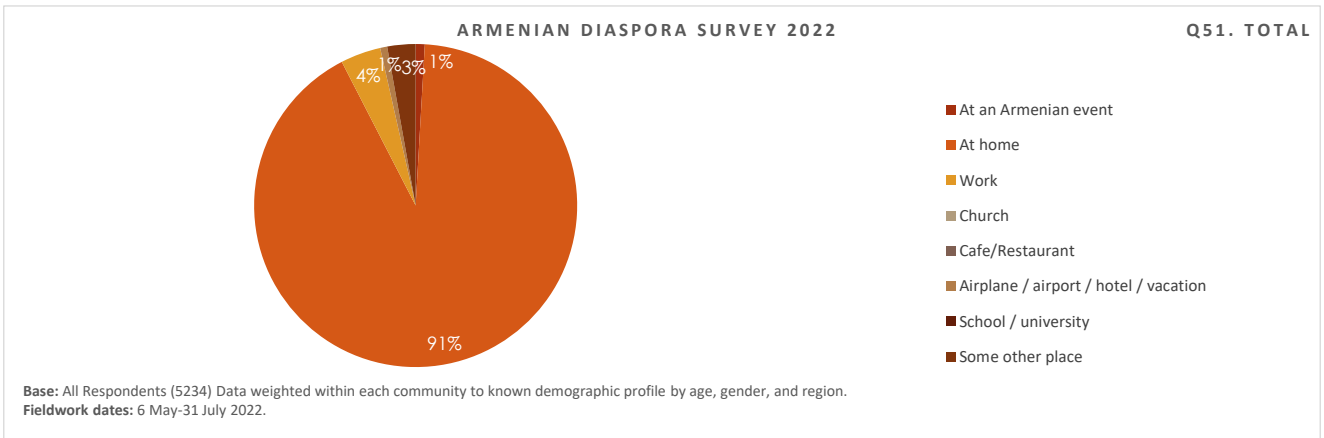


Base: All Respondents (768) Data weighted within each community to known demographic profile by age, gender, and region.  
Fieldwork dates: Ontario 6 May-31 July 2022.

| Question 51. Could you please tell us where you completed the survey? | Community |         | Age   |       |       |     | Gender |        |
|---|-----------|---------|-------|-------|-------|-----|--------|--------|
|   | US        | Ontario | 18-24 | 25-34 | 35-54 | 55+ | Male   | Female |
| All answering   | 5234      | 768     | 76    | 128   | 249   | 302 | 368    | 395    |
| BASE  | %         | %       | %     | %     | %     | %   | %      | %      |
| At an Armenian event  | 1         | 1       | 3     | 2     | 1     | 0   | 2      | 1      |
| At home   | 91        | 92      | 81    | 93    | 92    | 96  | 91     | 94     |
| Work  | 4         | 3       | 2     | 3     | 5     | 2   | 5      | 2      |
| Church  | 0         | 0       | 0     | 0     | 0     | 0   | 0      | 0      |
| Cafe/Restaurant   | 0         | 0       | 0     | 0     | 0     | 0   | 0      | 0      |
| Airplane / airport / hotel / vacation                                 | 1         | 0       | 0     | 0     | 0     | 0   | 0      | 0      |
| School / university   | 0         | 1       | 6     | 0     | 0     | 0   | 0      | 1      |
| Some other place  | 3         | 3       | 9     | 2     | 2     | 2   | 3      | 2      |

| Question 51. Could you please tell us where you completed the survey? | Community |         | First Arrived |          |                           |
|---|-----------|---------|---------------|----------|---------------------------|
|   | US        | Ontario | You           | A parent | Grandparent / Earlier gen |
| All answering   | 5234      | 768     | 381           | 271      | 116                       |
| BASE  | %         | %       | %             | %        | %                         |
| At an Armenian event  | 1         | 1       | 2             | 1        | 1                         |
| At home   | 91        | 92      | 93            | 90       | 95                        |
| Work  | 4         | 3       | 3             | 4        | 2                         |
| Church  | 0         | 0       | 0             | 0        | 0                         |
| Cafe/Restaurant   | 0         | 0       | 0             | 0        | 0                         |
| Airplane / airport / hotel / vacation                                 | 1         | 0       | 0             | 0        | 0                         |
| School / university   | 0         | 1       | 0             | 1        | 1                         |
| Some other place  | 3         | 3       | 2             | 4        | 1                         |

Question 51. Could you please tell us where you completed the survey?

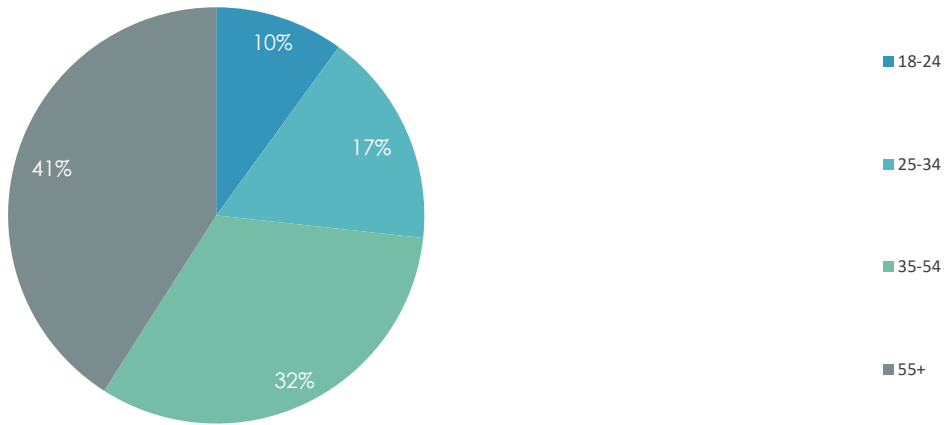


| Question 51. Could you please tell us where you completed the survey? | Community   |            | US Regions |         |       |      | Age   |       |       |      |
|---|-------------|------------|------------|---------|-------|------|-------|-------|-------|------|
|   | US          | Ontario    | Northeast  | Midwest | South | West | 18-24 | 25-34 | 35-54 | 55+  |
| <b>All answering</b>  |             |            |            |         |       |      |       |       |       |      |
| <b>BASE</b>   | <b>5234</b> | <b>768</b> | 1191       | 450     | 275   | 3318 | 640   | 996   | 1729  | 1827 |
|   | %           | %          | %          | %       | %     | %    | %     | %     | %     | %    |
| At an Armenian event  | 1           | 1          | 2          | 3       | 0     | 1    | 2     | 1     | 1     | 1    |
| At home   | 91          | 92         | 90         | 89      | 93    | 91   | 90    | 91    | 90    | 91   |
| Work  | 4           | 3          | 4          | 4       | 3     | 4    | 2     | 4     | 5     | 4    |
| Church  | 0           | 0          | 0          | 1       | 0     | 0    | 0     | 0     | 0     | 0    |
| Cafe/Restaurant   | 0           | 0          | 0          | 1       | 1     | 0    | 1     | 0     | 1     | 0    |
| Airplane / airport / hotel / vacation                                 | 1           | 0          | 1          | 1       | 1     | 1    | 0     | 1     | 1     | 1    |
| School / university   | 0           | 1          | 0          | 0       | 0     | 0    | 1     | 0     | 0     | 0    |
| Some other place  | 3           | 3          | 3          | 3       | 2     | 3    | 3     | 3     | 3     | 3    |

| Question 51. Could you please tell us where you completed the survey? | Community   |            | Gender |        | First Arrived |          |                           |
|---|-------------|------------|--------|--------|---------------|----------|---------------------------|
|   | US          | Ontario    | Male   | Female | You           | A parent | Grandparent / Earlier gen |
| <b>All answering</b>  |             |            |        |        |               |          |                           |
| <b>BASE</b>   | <b>5234</b> | <b>768</b> | 2548   | 2640   | 1588          | 1737     | 1908                      |
|   | %           | %          | %      | %      | %             | %        | %                         |
| At an Armenian event  | 1           | 1          | 1      | 1      | 1             | 1        | 1                         |
| At home   | 91          | 92         | 90     | 92     | 90            | 91       | 91                        |
| Work  | 4           | 3          | 5      | 3      | 4             | 3        | 5                         |
| Church  | 0           | 0          | 0      | 0      | 0             | 0        | 0                         |
| Cafe/Restaurant   | 0           | 0          | 1      | 0      | 1             | 0        | 0                         |
| Airplane / airport / hotel / vacation                                 | 1           | 0          | 1      | 1      | 1             | 1        | 1                         |
| School / university   | 0           | 1          | 0      | 0      | 0             | 0        | 0                         |
| Some other place  | 3           | 3          | 3      | 3      | 3             | 3        | 2                         |

ARMENIAN DIASPORA SURVEY 2022

AGE



Base: All Respondents (798) Data weighted within each community to known demographic profile by age, gender, and region.  
Fieldwork dates: Ontario 6 May-31 July 2022.

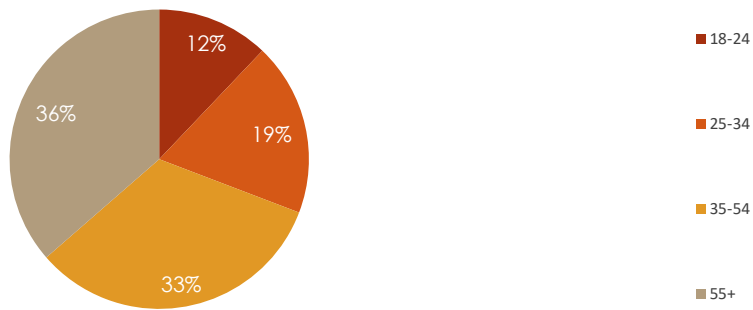
| Age.          | Community |         | Age   |       |       |     | Gender |        |
|---------------|-----------|---------|-------|-------|-------|-----|--------|--------|
|               | US        | Ontario | 18-24 | 25-34 | 35-54 | 55+ | Male   | Female |
| All answering | 5394      | 806     | 55    | 106   | 303   | 342 | 376    | 426    |
| BASE          | %         | %       | %     | %     | %     | %   | %      | %      |
| 18-24         | 12        | 10      | 100   | 0     | 0     | 0   | 11     | 10     |
| 25-34         | 19        | 17      | 0     | 100   | 0     | 0   | 17     | 16     |
| 35-54         | 33        | 32      | 0     | 0     | 100   | 0   | 32     | 32     |
| 55+           | 36        | 41      | 0     | 0     | 0     | 100 | 40     | 42     |

| Age.          | Community |         | First Arrived |          |                           |
|---------------|-----------|---------|---------------|----------|---------------------------|
|               | US        | Ontario | You           | A parent | Grandparent / Earlier gen |
| All answering | 5394      | 806     | 414           | 272      | 119                       |
| BASE          | %         | %       | %             | %        | %                         |
| 18-24         | 12        | 10      | 4             | 15       | 17                        |
| 25-34         | 19        | 17      | 9             | 26       | 20                        |
| 35-54         | 33        | 32      | 27            | 39       | 34                        |
| 55+           | 36        | 41      | 59            | 21       | 29                        |

AGE

ARMENIAN DIASPORA SURVEY 2022

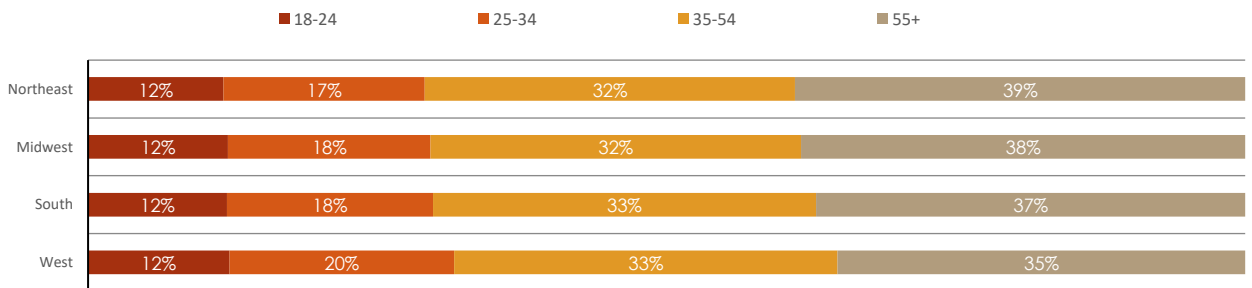
AGE



Base: All Respondents (5394) Data weighted within each community to known demographic profile by age, gender, and region.  
Fieldwork dates: 6 May-31 July 2022.

ARMENIAN DIASPORA SURVEY 2022

AGE



Base: Northeast (1898), Midwest (830), South (293), West (2373) Data weighted within each community to known demographic profile by age, gender, and region  
Fieldwork dates: 6 May-31 July 2022.

| Age.          | Community |         | US Regions |         |       |      | Age   |       |       |      |
|---------------|-----------|---------|------------|---------|-------|------|-------|-------|-------|------|
|               | US        | Ontario | Northeast  | Midwest | South | West | 18-24 | 25-34 | 35-54 | 55+  |
| All answering | 5394      | 806     | 1898       | 830     | 293   | 2373 | 332   | 739   | 1569  | 2754 |
|               | %         | %       | %          | %       | %     | %    | %     | %     | %     | %    |
| 18-24         | 12        | 10      | 12         | 12      | 12    | 12   | 100   | 0     | 0     | 0    |
| 25-34         | 19        | 17      | 17         | 18      | 18    | 20   | 0     | 100   | 0     | 0    |
| 35-54         | 33        | 32      | 32         | 32      | 33    | 33   | 0     | 0     | 100   | 0    |
| 55+           | 36        | 41      | 39         | 38      | 37    | 35   | 0     | 0     | 0     | 100  |

| Age.          | Community |         | Gender |        | First Arrived |          |                           |
|---------------|-----------|---------|--------|--------|---------------|----------|---------------------------|
|               | US        | Ontario | Male   | Female | You           | A parent | Grandparent / Earlier gen |
| All answering | 5394      | 806     | 2334   | 3022   | 1644          | 1556     | 2194                      |
|               | %         | %       | %      | %      | %             | %        | %                         |
| 18-24         | 12        | 10      | 12     | 12     | 4             | 19       | 13                        |
| 25-34         | 19        | 17      | 19     | 19     | 11            | 25       | 19                        |
| 35-54         | 33        | 32      | 33     | 33     | 38            | 35       | 27                        |
| 55+           | 36        | 41      | 37     | 37     | 46            | 21       | 42                        |





Սփյուռքի Հետազոտության Ծրագիր

Հայկական Սփյուռքի Հետազոտություն

Encuesta sobre la Diáspora Armenia

Projet d'étude sur la diaspora arménienne

Исследование Армянской Диаспоры

Studiu privind Diaspora Armeană

Ermeni Diyasporası Anketi

Studieproject omtrent de Armeense Diaspora

استبيان الأرمن في الشتات

[info@armeniandiasporasurvey.com](mailto:info@armeniandiasporasurvey.com)

[www.armeniandiasporasurvey.com](http://www.armeniandiasporasurvey.com)

